

Spa Francorchamps
GT Cup Open Europe
Qualifying - 2 Driver - 2
Provisional Results



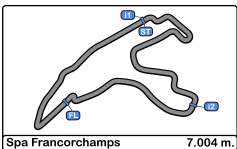
Cls	Nº	Entrant/Team	Nat	Driver 1	Nat	Driver 2	Nat	Vehicle	Cat	Cls	Laps	Best	Time	Gap	Interval	Km/h
1	22	Niki Leutwiler/PZ OBERER		CHE Niki Leutwiler		CHE	-	Porsche 911 Cup MY 2018	AM	1	8	8	2:26.210			172.4
2	27	Vincenzo Sospiri Racing		ITA JP Mauro		BRA	Rodolfo Toni		AM	2	8	8	2:26.723	0.513	0.513	171.8
3	7	Teo Martin Motorsport		ESP Marc De Fulgencio		ESP	Thiago Vivacqua		PROAM	1	8	4	2:26.870	0.660	0.147	171.6
4	2	Sports and You		PRT Marcio Basso		BRA	Laurenço Da Veiga		PROAM	2	7	6	2:27.401	1.191	0.531	171.0
5	37	EMG Motorsport		BEL John De Wilde		BEL	-	Porsche 991 Cup MY 2018	AM	3	7	6	2:27.477	1.267	0.076	170.9
6	13	Baporo Motorsport		ESP Jaume Font		ESP	-	Porsche 991 Cup MY 2018	AM	4	7	6	2:27.882	1.672	0.405	170.5
7	18	Teo Martin Motorsport		ESP Guillem Pujeu		ESP	Faust Salom		PROAM	3	8	4	2:28.019	1.809	0.137	170.3
8	3	EMG Motorsport		BEL Nicolas Vandierendonck		BEL	Bas Schouten		PROAM	4	8	8	2:28.412	2.202	0.393	169.8
9	12	Antonelli MotorSport		ITA Glauco Solieri		ITA	-	Lamborghini Huracan Super Trofeo	AM	5	6	6	2:28.699	2.489	0.287	169.5
10	10	Baporo Motorsport		ESP Daniel Díaz-Varela		ESP	Manel Cerqueda		AM	6	8	8	2:29.813	3.603	1.114	168.3
11	81	Tsunami RT		ITA Lino Curti		ITA	Carlo Curti		PROAM	5	7	6	2:30.272	4.062	0.459	167.7
12	11	Duell Race		ITA Eugenio Pisani		ITA	Mark Speakerwas		PROAM	6	7	7	2:30.757	4.547	0.485	167.2
13	919	Mirage Racing		FRA Philippe Haezebrouck		FRA	Philippe Bourgois		AM	7	8	6	2:31.859	5.649	1.102	166.0
14	32	Victor Colome/Three Sixty		ESP Fernando Fortes		BRA	Julio Martini		AM	8	7	7	2:36.321	10.111	4.462	161.2
15	19	Duell Race		ESP Fernando Navarrete		ESP	Stefano Bozzoni		PROAM	7	7	4	2:39.398	13.188	3.077	158.1
16	71	Martinet By Almeras		FRA Pierre Martinet		FRA	Gérard Tremblay		AM	9	7	7	2:42.267	16.057	2.869	155.3

CAR 11 TIME 2:35.257 DELETED TRACK LIMITS AT T 17
CAR 2 TIME 2:35.765 DELETED TRACK LIMITS AT T 17
CAR 11 TIME 2:32.834 DELETED TRACK LIMITS AT T 1B
CAR 10 TIME 2:32.092 DELETED TRACK LIMITS AT T 3
CAR 27 TIME 2:25.955 DELETED TRACK LIMITS AT T 1B
CAR 11 TIME 2:30.703 DELETED TRACK LIMITS AT T 1B

Published at:.....

Track Temp: 17.8 °C Air Temp: 15.4 °C Humidity: 60 % Track Status: DRY

Stewards:	Race Director:	Timekeeper:
-----------	----------------	-------------



Spa Francorchamps
GT Cup Open Europe
Qualifying - 2 Driver - 2
Provisional Results by Class

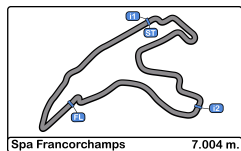


Cls	Nº	Entrant/Team	Nat	Driver 1	Nat	Status	Driver 2	Nat	Status	Vehicle	Cat	Cls	Laps	Best	Time	Gap	Interval	Km/h
PROAM																		
1	7	Teo Martin Motorsport	ESP	Marc De Fulgencio	ESP		<u>Thiago Vivacqua</u>	BRA		McLaren 570S	PROAM	1	8	4	2:26.870			171.6
2	2	Sports and You	PRT	Marcio Basso	BRA		<u>Lourenço Da Veiga</u>	PRT		Mercedes AMG R	PROAM	2	7	6	2:27.401	0.531	0.531	171.0
3	18	Teo Martin Motorsport	ESP	<u>Guillem Pujou</u>	ESP		Faust Salom	ESP		McLaren 570S	PROAM	3	8	4	2:28.019	1.149	0.618	170.3
4	3	EMG Motorsport	BEL	<u>Nicolas Vandierendonck</u>	BEL		Bas Schouten	NLD		Porsche 991 Cup MY 2018	PROAM	4	8	8	2:28.412	1.542	0.393	169.8
5	81	Tsunami RT	ITA	Lino Curti	ITA		<u>Carlo Curti</u>	ITA		Porsche 991 Cup gen II MY 2018	PROAM	5	7	6	2:30.272	3.402	1.860	167.7
6	11	Duell Race	ITA	Eugenio Pisani	ITA		<u>Mark Speakerwas</u>	ITA		Porsche 991 Cup MY 2018	PROAM	6	7	7	2:30.757	3.887	0.485	167.2
7	19	Duell Race	ITA	Fernando Navarrete	ESP		<u>Stefano Bozzoni</u>	ITA		Porsche 991 Cup MY 2018	PROAM	7	7	4	2:39.398	12.528	8.641	158.1
AM																		
1	22	Niki Leutwiler/PZ OBERER	CHE	Niki Leutwiler	CHE					Porsche 911 Cup MY 2018	AM	1	8	8	2:26.210			172.4
2	27	Vincenzo Sospiri Racing	ITA	<u>JP Mauro</u>	BRA		Rodolfo Toni	BRA		Lamborghini Huracan Super Trofeo	AM	2	8	8	2:26.723	0.513	0.513	171.8
3	37	EMG Motorsport	BEL	John De Wilde	BEL					Porsche 991 Cup MY 2018	AM	3	7	6	2:27.477	1.267	0.754	170.9
4	13	Baporo Motorsport	ESP	Jaume Font	ESP					Porsche 991 Cup MY 2018	AM	4	7	6	2:27.882	1.672	0.405	170.5
5	12	Antonelli MotorSport	ITA	Glauco Solieri	ITA					Lamborghini Huracan Super Trofeo	AM	5	6	6	2:28.699	2.489	0.817	169.5
6	10	Baporo Motorsport	ESP	<u>Daniel Díaz-Varela</u>	ESP		Manel Cerqueda	AND		Audi R8 LMS	AM	6	8	8	2:29.813	3.603	1.114	168.3
7	919	Mirage Racing	FRA	Philippe Haezebrouck	FRA		<u>Philippe Bourgois</u>	FRA		Alpine A110	AM	7	8	6	2:31.859	5.649	2.046	166.0
8	32	Victor Colome/Three Sixty	ESP	Fernando Fortes	BRA		<u>Julio Martini</u>	BRA		Mercedes AMG R	AM	8	7	7	2:36.321	10.111	4.462	161.2
9	71	Martinet By Almeras	FRA	<u>Pierre Martinet</u>	FRA		Gérard Tremblay	FRA		Porsche 991 Cup MY 2017	AM	9	7	7	2:42.267	16.057	5.946	155.3

Published at:.....

Track Temp: 17.8 °C Air Temp: 15.4 °C Humidity: 60 % Track Status: DRY

Stewards:	Race Director:	Timekeeper: 
-----------	----------------	---



Spa Francorchamps
GT Cup Open Europe
Qualifying - 2 Driver - 2
Lap Analysis



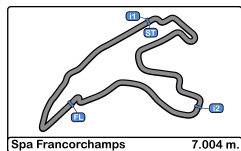
2		1 Marcio Basso					Mercedes AMG R								
		PROAM 2 Lourenço Da Veiga					Sports and You								
Lap	D	Time	Sector 1	Sector 2	Sector 3	T. Spd	Elapsed	Lap	D	Time	Sector 1	Sector 2	Sector 3	T. Spd	Elapsed
1	2	9:34:05.881	9:31:57.686	1:19.291	48.904	175.3	9:34:05.881	1	2	9:32:37.972	9:30:41.819	1:15.763	40.390	197.0	9:32:37.972
2	2	2:36.765	42.661	1:08.879	44.225	255.3	9:36:41.646	2	2	2:31.672	42.537	1:09.887	39.248	248.8	9:35:09.644
3	2	2:28.616	41.606	1:07.894	39.116	258.9	9:39:10.262	3	2	4:58.972	2:59.110	1:18.098	41.764	193.5	9:40:08.616
4	2	2:52.253 P	47.838	1:15.062	49.353	205.3	9:42:02.515	4	2	2:30.889	42.738	1:09.156	38.995	251.1	9:42:39.505
5	2	4:05.547	2:15.034	1:11.586	38.927	238.4	9:46:08.062	5	2	2:29.070	41.802	1:08.378	38.890	255.3	9:45:08.575
6	2	2:27.401	41.352	1:07.519	38.530	259.6	9:48:35.463	6	2	2:28.699	41.824	1:08.146	38.729	255.9	9:47:37.274
7	2	2:44.345 P	41.176	1:08.257	54.912	260.2	9:51:19.808								

3		1 Nicolas Vandierendonck					Porsche 991 Cup MY 2018								
PROAM		2 Bas Schouten					EMG Motorsport								
Lap	D	Time	Sector 1	Sector 2	Sector 3	T. Spd	Elapsed	Lap	D	Time	Sector 1	Sector 2	Sector 3	T. Spd	Elapsed
1	1	9:34:47.703	9:32:42.130	1:20.776	44.797	181.2	9:34:47.703	1	2	9:34:35.514	9:32:17.069	1:28.097	50.348	132.5	9:34:35.514
2	1	2:34.416	43.764	1:10.959	39.693	243.2	9:37:22.119	2	2	2:42.993	51.297	1:12.450	39.246	176.7	9:37:18.507
3	1	2:31.191	42.814	1:09.078	39.299	247.1	9:39:53.310	3	2	2:27.911	42.006	1:07.501	38.404	248.8	9:39:46.418
4	1	2:30.697	42.740	1:08.947	39.010	247.1	9:42:24.007	4	2	2:45.065	41.981	1:17.837	45.247	250.5	9:42:31.483
5	1	2:29.190	42.308	1:08.138	38.744	248.2	9:44:53.197	5	2	2:32.626	42.173	1:11.601	38.852	251.1	9:44:53.197
6	1	2:29.409	42.167	1:08.133	39.109	249.4	9:47:22.606	6	2	2:27.882	41.863	1:07.458	38.561	250.5	9:47:22.606
7	1	2:29.095	42.210	1:07.905	38.980	248.8	9:49:51.701	7	2	2:41.037	41.866	1:07.647	51.524	251.1	9:49:51.701
8	1	2:28.412	42.165	1:07.545	38.702	248.2	9:52:20.113								

7							18								
1 Marc De Fulgencio McLaren 570S							1 Guillem Pujeu McLaren 570S								
PROAM 2 Thiago Vivacqua							PROAM 2 Faust Salom Teo Martin Motorsport								
Lap	D	Time	Sector 1	Sector 2	Sector 3	T. Spd	Elapsed	Lap	D	Time	Sector 1	Sector 2	Sector 3	T. Spd	Elapsed
1	2	9:33:16.613	9:31:06.874	1:23.649	46.090	148.1	9:33:16.613	1	1	9:33:25.459	9:31:14.403	1:28.423	42.633	131.7	9:33:25.459
2	2	2:49.589	46.904	1:19.651	43.034	185.2	9:36:06.202	2	1	2:42.027	42.720	1:17.139	42.168	251.7	9:36:07.486
3	2	2:28.148	41.688	1:07.946	38.514	253.5	9:38:34.350	3	1	2:28.776	42.077	1:08.099	38.600	252.9	9:38:36.262
4	2	2:26.870	41.233	1:07.186	38.451	254.7	9:41:01.220	4	1	2:28.019	41.726	1:07.561	38.732	254.7	9:41:04.281
5	2	2:27.192	41.219	1:07.549	38.424	256.5	9:43:28.412	5	1	2:28.130	41.683	1:08.136	38.732	254.1	9:43:32.411
6	2	2:41.599	41.804	1:17.496	42.299	220.8	9:46:10.011	6	1	2:39.720	41.946	1:18.360	39.414	254.1	9:46:12.131
7	2	2:27.631	41.460	1:07.961	38.210	256.5	9:48:37.642	7	1	2:28.585	41.448	1:08.400	38.737	255.9	9:48:40.716
8	2	2:40.795 P	41.296	1:08.321	51.178	255.9	9:51:18.437	8	1	5:08.549 P	41.521	3:26.324	1:00.704	254.1	9:53:49.265

10		1 Daniel Díaz-Varela					Audi R8 LMS	
		AM		2 Manel Cerqueda			Baporo Motorsport	
Lap	D	Time	Sector 1	Sector 2	Sector 3	T. Spd	Elapsed	
1	1	9:33:31.319	9:31:18.066	1:27.321	45.932	134.8	9:33:31.319	
2	1	2:37.185	44.501	1:12.029	40.655	243.2	9:36:08.504	
3	1	2:32.992	42.907	1:09.320	39.865	251.1	9:38:40.596	
4	1	2:32.589	42.887	1:09.778	39.924	246.0	9:41:13.185	
5	1	2:30.516	42.685	1:08.271	39.560	249.4	9:43:43.701	
6	1	2:30.730	42.713	1:08.535	39.482	250.5	9:46:14.431	
7	1	2:30.677	42.813	1:08.448	39.416	251.1	9:48:45.108	
8	1	2:29.813	42.500	1:07.919	39.394	251.7	9:51:14.921	

11		1 Eugenio Pisani					Porsche 991 Cup MY 2018								
PROAM			2 Mark Speakerwas					Duell Race							
Lap	D	Time	Sector 1	Sector 2	Sector 3	T. Spd	Elapsed	Lap	D	Time	Sector 1	Sector 2	Sector 3	T. Spd	Elapsed
1	2	9:32:53.553	9:30:43.305	1:25.347	44.901	173.3	9:32:53.553	1	2	9:33:07.215	9:30:53.348	1:23.733	50.134	180.0	9:33:07.215
2	2	2:36.267	43.992	1:11.311	39.954	236.8	9:35:28.810	2	2	2:35.212	43.001	1:10.611	41.600	246.0	9:35:42.427
3	2	2:32.834	42.685	1:09.706	40.443	245.4	9:38:01.644	3	2	2:28.786	42.026	1:08.395	38.365	252.3	9:38:11.213
4	2	4:33.116	2:34.980	1:16.132	42.004	195.6	9:42:34.760	4	2	2:27.974	41.726	1:07.431	38.817	253.5	9:40:39.187
5	2	2:30.891	42.836	1:08.977	39.078	248.8	9:45:05.651	5	2	2:27.201	41.653	1:07.162	38.386	254.1	9:43:06.388
6	2	2:30.703	42.240	1:08.549	39.914	249.4	9:47:36.354	6	2	2:27.030	41.478	1:07.289	38.263	255.9	9:45:33.418
7	2	2:30.757	42.365	1:08.732	39.660	249.4	9:50:07.111	7	2	2:44.313	43.117	1:19.033	42.163	199.6	9:48:17.731
</															



Spa Francorchamps
GT Cup Open Europe
Qualifying - 2 Driver - 2
Lap Analysis



27

1 JP Mauro

Lamborghini Huracan Super Trofeo
Evo

AM

2 Rodolfo Toni

Vincenzo Sospiri Racing

Lap	D	Time	Sector 1	Sector 2	Sector 3	T. Spd	Elapsed
1	1	9:33:07.495	9:31:01.250	1:22.601	43.644	155.8	9:33:07.495
2	1	2:38.524	43.028	1:13.709	41.787	243.2	9:35:46.019
3	1	2:27.996	41.562	1:07.895	38.539	257.7	9:38:14.015
4	1	2:26.780	41.253	1:07.284	38.243	257.7	9:40:40.795
5	1	2:41.351	45.788	1:16.219	39.344	191.4	9:43:22.146
6	1	2:25.955	<u>40.932</u>	<u>1:06.620</u>	38.403	260.2	9:45:48.101
7	1	2:39.306	44.221	1:12.296	42.789	255.9	9:48:27.407
8	1	<u>2:26.723</u>	41.467	1:07.192	<u>38.064</u>	257.1	9:50:54.130

32

1 Fernando Fortes

Mercedes AMG R

AM

2 Julio Martini

Victor Colome/Three Sixty Racing
Team

Lap	D	Time	Sector 1	Sector 2	Sector 3	T. Spd	Elapsed
1	2	9:33:38.497	9:31:15.333	1:32.047	51.117	131.5	9:33:38.497
2	2	2:45.150	45.788	1:17.333	42.029	194.2	9:36:23.647
3	2	2:41.090	44.124	1:15.458	41.508	237.8	9:39:04.737
4	2	3:32.477	1:20.725	1:22.255	49.497	193.8	9:42:37.214
5	2	2:40.256	44.704	1:13.683	41.869	232.2	9:45:17.470
6	2	2:37.787	43.755	1:13.093	40.939	242.6	9:47:55.257
7	2	<u>2:36.321</u>	<u>43.559</u>	<u>1:11.969</u>	<u>40.793</u>	250.0	9:50:31.578

37

1 John De Wilde

Porsche 991 Cup MY 2018

AM

2

EMG Motorsport

Lap	D	Time	Sector 1	Sector 2	Sector 3	T. Spd	Elapsed
1		9:33:53.496	9:31:13.474	1:46.255	53.767	125.0	9:33:53.496
2		2:36.361	45.262	1:11.423	39.676	242.1	9:36:29.857
3		2:32.532	42.269	1:10.594	39.669	249.4	9:39:02.389
4		2:29.342	42.116	1:08.477	38.749	249.4	9:41:31.731
5		2:28.270	41.886	1:07.715	38.669	251.1	9:44:00.001
6		<u>2:27.477</u>	<u>41.670</u>	<u>1:07.361</u>	<u>38.446</u>	252.3	9:46:27.478
7		3:05.038 P	48.064	1:22.039	54.935	182.7	9:49:32.516

71

1 Pierre Martinet

Porsche 991 Cup MY 2017

AM

2 Gérard Tremblay

Martinet By Almeras

Lap	D	Time	Sector 1	Sector 2	Sector 3	T. Spd	Elapsed
1	1	9:33:15.577	9:30:49.291	1:33.668	52.618	140.9	9:33:15.577
2	1	2:58.884	48.821	1:26.247	43.816	153.6	9:36:14.461
3	1	2:50.105	46.424	1:18.798	44.883	225.0	9:39:04.566
4	1	2:51.990	50.676	1:17.195	44.119	226.8	9:41:56.556
5	1	2:45.144	45.021	1:16.870	<u>43.253</u>	239.4	9:44:41.700
6	1	2:42.319	44.708	1:14.294	43.317	241.0	9:47:24.019
7	1	<u>2:42.267</u>	<u>44.531</u>	<u>1:14.280</u>	43.456	241.0	9:50:06.286

81

1 Lino Curti

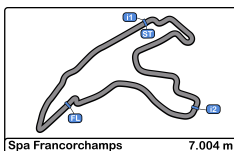
Porsche 991 Cup gen II MY 2018

PROAM

2 Carlo Curti

Tsunami RT

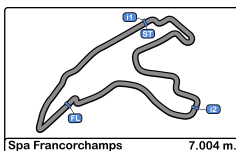
Lap	D	Time	Sector 1	Sector 2	Sector 3	T. Spd	Elapsed
1	2	9:33:35.650	9:31:09.349	1:34.452	51.849	134.6	9:33:35.650
2	2	2:33.607	43.621	1:10.425	39.561	246.0	9:36:09.257
3	2	2:31.484	<u>42.550</u>	1:09.300	39.634	249.4	9:38:40.741
4	2	2:34.119	43.682	1:10.262	40.175	246.0	9:41:14.860
5	2	4:16.296	2:18.146	1:17.578	40.572	196.0	9:45:31.156
6	2	<u>2:30.272</u>	42.758	<u>1:08.301</u>	39.213	247.7	9:48:01.428
7	2	2:30.499	43.226	1:08.422	<u>38.851</u>	247.1	9:50:31.927



Spa Francorchamps
GT Cup Open Europe
Qualifying - 2 Driver - 2
Best Sectors Results



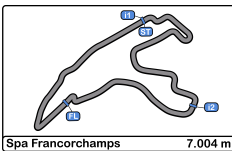
	Sector - 1				Sector - 2				Sector - 3				Ideal Lap vs Best Lap					
Clas	Nº	Driver	Time	Nº	Driver	Time	Nº	Driver	Time	Clas	Nº	Driver	Ideal Lap	Best Lap	Clas			
1	27	JP Mauro	40.932	27	JP Mauro	1:06.620	27	JP Mauro	38.064	1	27	JP Mauro	2:25.616	2:26.723	2			
2	2	Lourenço Da Veiga	41.176	22	Niki Leutwiler	1:06.692	22	Niki Leutwiler	38.088	2	22	Niki Leutwiler	2:26.210	2:26.210	1			
3	7	Thiago Vivacqua	41.219	7	Thiago Vivacqua	1:07.186	7	Thiago Vivacqua	38.210	3	7	Thiago Vivacqua	2:26.615	2:26.870	3			
4	22	Niki Leutwiler	41.430	37	John De Wilde	1:07.361	18	Guillem Pujeu	38.311	4	2	Lourenço Da Veiga	2:27.225	2:27.401	4			
5	18	Guillem Pujeu	41.448	13	Jaume Font	1:07.458	13	Jaume Font	38.404	5	18	Guillem Pujeu	2:27.320	2:28.019	7			
6	37	John De Wilde	41.670	2	Lourenço Da Veiga	1:07.519	37	John De Wilde	38.446	6	37	John De Wilde	2:27.477	2:27.477	5			
7	12	Glauco Solieri	41.802	3	Nicolas Vandierendonc	1:07.545	2	Lourenço Da Veiga	38.530	7	13	Jaume Font	2:27.725	2:27.882	6			
8	13	Jaume Font	41.863	18	Guillem Pujeu	1:07.561	3	Nicolas Vandierendonc	38.702	8	3	Nicolas Vandierendonc	2:28.412	2:28.412	8			
9	3	Nicolas Vandierendonc	42.165	10	Daniel Díaz-Varela	1:07.919	12	Glauco Solieri	38.729	9	12	Glauco Solieri	2:28.677	2:28.699	9			
10	11	Mark Speakerwas	42.240	12	Glauco Solieri	1:08.146	81	Carlo Curti	38.851	10	81	Carlo Curti	2:29.702	2:30.272	11			
11	10	Daniel Díaz-Varela	42.500	81	Carlo Curti	1:08.301	11	Mark Speakerwas	39.078	11	10	Daniel Díaz-Varela	2:29.813	2:29.813	10			
12	81	Carlo Curti	42.550	11	Mark Speakerwas	1:08.549	919	Philippe Bourgois	39.173	12	11	Mark Speakerwas	2:29.867	2:30.757	12			
13	919	Philippe Bourgois	43.116	919	Philippe Bourgois	1:09.352	10	Daniel Díaz-Varela	39.394	13	919	Philippe Bourgois	2:31.641	2:31.859	13			
14	32	Julio Martini	43.559	32	Julio Martini	1:11.969	32	Julio Martini	40.793	14	32	Julio Martini	2:36.321	2:36.321	14			
15	19	Stefano Bozzoni	44.507	19	Stefano Bozzoni	1:13.208	19	Stefano Bozzoni	41.683	15	19	Stefano Bozzoni	2:39.398	2:39.398	15			
16	71	Pierre Martinet	44.531	71	Pierre Martinet	1:14.280	71	Pierre Martinet	43.253	16	71	Pierre Martinet	2:42.064	2:42.267	16			



Spa Francorchamps
GT Cup Open Europe
Qualifying - 2 Driver - 2
Best 5 Lap Times



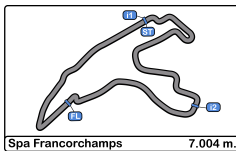
Cl	N°	Entrant/Team	Nat	Driver 1	Nat	Status	Driver 2	Nat	Status	Vehicle	Cat	Cl	Best 1		Best 2		Best 3		Best 4		Best 5	
													Time	Lap	Time	Lap	Time	Lap	Time	Lap	Time	Lap
1	22	Niki Leutwiler/PZ OBERER		<u>Niki Leutwiler</u>		-			-	Porsche 911 Cup MY 201	AM	1	2:26.210	8	2:27.030	6	2:27.201	5	2:27.974	4	2:28.786	3
2	27	Vincenzo Sospiri Racing		<u>JP Mauro</u>		SWA	Rodolfo Toni		SWA	Lamborghini Huracan Super	AM	2	2:26.723	8	2:26.780	4	2:27.996	3	2:38.524	2	2:39.306	7
3	7	Teo Martin Motorsport		Marc De Fulgencio		ESP	<u>Thiago Vivacqua</u>		SWA	McLaren 570S	PROAM	1	2:26.870	4	2:27.192	5	2:27.631	7	2:28.148	3	2:40.795	8
4	2	Sports and You		Marcio Basso		SWA	<u>Laurenço Da Veiga</u>		PRT	Mercedes AMG R	PROAM	2	2:27.401	6	2:28.616	3	2:44.345	7	2:52.253	4	4:05.547	5
5	37	EMG Motorsport		John De Wilde		BEL			-	Porsche 991 Cup MY 201	AM	3	2:27.477	6	2:28.270	5	2:29.342	4	2:32.532	3	2:36.361	2
6	13	Baporo Motorsport		Jaume Font		ESP			-	Porsche 991 Cup MY 201	AM	4	2:27.882	6	2:27.911	3	2:32.626	5	2:41.037	7	2:42.993	2
7	18	Teo Martin Motorsport		<u>Guillem Pujeu</u>		ESP	Faust Salom		ESP	McLaren 570S	PROAM	3	2:28.019	4	2:28.130	5	2:28.585	7	2:28.776	3	2:39.720	6
8	3	EMG Motorsport		<u>Nicolas Vandierendonck</u>		BEL	Bas Schouten		NLD	Porsche 991 Cup MY 201	PROAM	4	2:28.412	8	2:29.095	7	2:29.190	5	2:29.409	6	2:30.697	4
9	12	Antonelli MotorSport		Glauco Solieri		ITA			-	Lamborghini Huracan Super	AM	5	2:28.699	6	2:29.070	5	2:30.889	4	2:31.672	2	4:58.972	3
10	10	Baporo Motorsport		<u>Daniel Díaz-Varela</u>		ESP	Manel Cerqueda		AND	Audi R8 LMS	AM	6	2:29.813	8	2:30.516	5	2:30.677	7	2:30.730	6	2:32.589	4
11	81	Tsunami RT		Lino Curti		ITA	<u>Carlo Curti</u>		ITA	Porsche 991 Cup gen II MY	PROAM	5	2:30.272	6	2:30.499	7	2:31.484	3	2:33.607	2	2:34.119	4
12	11	Duell Race		Eugenio Pisani		ITA	<u>Mark Speakerwas</u>		ITA	Porsche 991 Cup MY 201	PROAM	6	2:30.757	7	2:30.891	5	4:33.116	4				
13	919	Mirage Racing		Philippe Haezebrouck		FRA	<u>Philippe Bourgois</u>		FRA	Alpine A110	AM	7	2:31.859	6	2:32.017	3	2:32.283	5	2:32.611	7	2:39.301	2
14	32	Victor Colome/Three Sixty		Fernando Fortes		SWA	<u>Julio Martini</u>		SWA	Mercedes AMG R	AM	8	2:36.321	7	2:37.787	6	2:40.256	5	2:41.090	3	2:45.150	2
15	19	Duell Race		Fernando Navarrete		ESP	<u>Stefano Bozzoni</u>		ITA	Porsche 991 Cup MY 201	PROAM	7	2:39.398	4	2:40.294	7	2:42.809	3	2:43.653	2	3:23.166	5
16	71	Martinet By Almeras		<u>Pierre Martinet</u>		FRA	Gérard Tremblay		FRA	Porsche 991 Cup MY 201	AM	9	2:42.267	7	2:42.319	6	2:45.144	5	2:50.105	3	2:51.990	4



Spa Francorchamps
GT Cup Open Europe
Qualifying - 2 Driver - 2
Best 5 Top Speeds



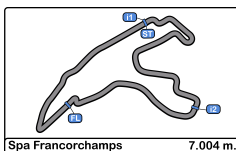
Cl	N°	Entrant/Team	Nat	Driver 1	Nat	Status	Driver 2	Nat	Status	Vehicle	Cat	Cl	Top 1		Top 2		Top 3		Top 4		Top 5		Avg
													Km/h	Lap	Km/h	Lap	Km/h	Lap	Km/h	Lap	Km/h	Lap	
1	2	Sports and You		Marcio Basso		BRN	Laurenço Da Veiga		PRO	Mercedes AMG R	PROAM	1	260.2	7	259.6	6	258.9	3	255.3	2	238.4	5	254.5
2	27	Vincenzo Sospiri Racing		JP Mauro		BRN	Rodolfo Toni		BRN	Lamborghini Huracan Super	AM	1	260.2	6	257.7	3	257.7	4	257.1	8	255.9	7	257.7
3	7	Teo Martin Motorsport		Marc De Fulgencio		ESP	Thiago Vivacqua		BRN	McLaren 570S	PROAM	2	256.5	5	256.5	7	255.9	8	254.7	4	253.5	3	255.4
4	12	Antonelli MotorSport		Glauco Solieri		ITA				Lamborghini Huracan Super	AM	2	255.9	6	255.3	5	251.1	4	248.8	2	197.0	1	241.6
5	18	Teo Martin Motorsport		Guillem Pujeu		ESP	Faust Salom		ESP	McLaren 570S	PROAM	3	255.9	7	254.7	4	254.1	5	254.1	6	254.1	8	254.5
6	22	Niki Leutwiler/PZ OBERER		Niki Leutwiler		CHE				Porsche 911 Cup MY 201	AM	3	255.9	6	255.9	8	254.1	5	253.5	4	252.3	3	254.3
7	37	EMG Motorsport		John De Wilde		BEL				Porsche 991 Cup MY 201	AM	4	252.3	6	251.1	5	249.4	3	249.4	4	242.1	2	248.8
8	10	Baporo Motorsport		Daniel Díaz-Varela		ESP	Manel Cerqueda		AND	Audi R8 LMS	AM	5	251.7	8	251.1	3	251.1	7	250.5	6	249.4	5	250.8
9	13	Baporo Motorsport		Jaume Font		ESP				Porsche 991 Cup MY 201	AM	6	251.1	5	251.1	7	250.5	4	250.5	6	248.8	3	250.4
10	32	Victor Colome/Three Sixty		Fernando Fortes		BRN	Julio Martini		BRN	Mercedes AMG R	AM	7	250.0	7	242.6	6	237.8	3	232.2	5	194.2	2	231.4
11	3	EMG Motorsport		Nicolas Vandierendonck		BEL	Bas Schouten		NLD	Porsche 991 Cup MY 201	PROAM	4	249.4	6	248.8	7	248.2	5	248.2	8	247.1	3	248.3
12	11	Duell Race		Eugenio Pisani		ITA	Mark Speakerwas		ITA	Porsche 991 Cup MY 201	PROAM	5	249.4	6	249.4	7	248.8	5	245.4	3	236.8	2	245.9
13	81	Tsunami RT		Lino Curti		ITA	Carlo Curti		ITA	Porsche 991 Cup gen II MY	PROAM	6	249.4	3	247.7	6	247.1	7	246.0	2	246.0	4	247.2
14	919	Mirage Racing		Philippe Haezebrouck		FRA	Philippe Bourgois		FRA	Alpine A110	AM	8	244.3	3	244.3	6	243.7	5	242.1	2	241.0	7	243.1
15	71	Martinet By Almeras		Pierre Martinet		FRA	Gérard Tremblay		FRA	Porsche 991 Cup MY 201	AM	9	241.0	6	241.0	7	239.4	5	226.8	4	225.0	3	234.7
16	19	Duell Race		Fernando Navarrete		ESP	Stefano Bozzoni		ITA	Porsche 991 Cup MY 201	PROAM	7	230.2	3	228.3	7	227.8	4	216.4	5	210.9	6	222.7



Spa Francorchamps
GT Cup Open Europe
Qualifying - 2 Driver - 2
Fastest Laps Sequence



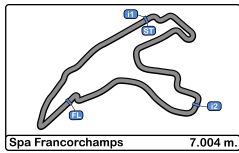
Lap	Time of Day	Session Time	Nº	Entrant/Team	Nat	Driver 1	Nat	Status	Driver 2	Nat	Status	Vehicle	Cat	Time	Km/h
2	9:35:09.644	5:09.644	12	Antonelli MotorSport	ITA	Glauco Solieri	ITA					Lamborghini Huracan	AM	2:31.672	166.2
3	9:38:11.213	8:11.213	22	Niki Leutwiler/PZ OBERER	CHE	Niki Leutwiler	CHE					Porsche 911 Cup MY 2018	AM	2:28.786	169.4
3	9:38:14.015	8:14.015	27	Vincenzo Sospiri Racing	ITA	<u>JP Mauro</u>	BRA		Rodolfo Toni	BRA		Lamborghini Huracan	AM	2:27.996	170.3
3	9:39:46.418	9:46.418	13	Baporo Motorsport	ESP	Jaume Font	ESP					Porsche 991 Cup MY 2018	AM	2:27.911	170.4
4	9:40:40.795	10:40.795	27	Vincenzo Sospiri Racing	ITA	<u>JP Mauro</u>	BRA		Rodolfo Toni	BRA		Lamborghini Huracan	AM	2:26.780	171.7
8	9:50:43.941	20:43.941	22	Niki Leutwiler/PZ OBERER	CHE	Niki Leutwiler	CHE					Porsche 911 Cup MY 2018	AM	2:26.210	172.4



Spa Francorchamps
GT Cup Open Europe
Qualifying - 2 Driver - 2
Event Best Maximum Speed



Nº	Entrant/Team	Nat	Driver 1	Nat	Status	Driver 2	Nat	Status	Vehicle	Cat	Km/h	Session
27	Vincenzo Sospiri Racing		JP Mauro		BRA	Rodolfo Toni		BRA	Lamborghini Huracan	AM	260.2	Qualifying - 2 Driver - 2
2	Sports and You		Marcio Basso		BRA	Lourenço Da Veiga		PRT	Mercedes AMG R	PROAM	260.2	Qualifying - 2 Driver - 2
19	Duell Race		Fernando Navarrete		ESP	Stefano Bozzoni		ITA	Porsche 991 Cup MY 2018	PROAM	259.6	Free Practice - 1
7	Teo Martin Motorsport		Marc De Fulgencio		ESP	Thiago Vivacqua		BRA	McLaren 570S	PROAM	256.5	Qualifying - 2 Driver - 2
18	Teo Martin Motorsport		Guillem Pujeu		ESP	Faust Salom		ESP	McLaren 570S	PROAM	255.9	Free Practice - 1
32	Victor Colome/Three Sixty		Fernando Fortes		BRA	Julio Martini		BRA	Mercedes AMG R	AM	255.9	Race - 1
22	Niki Leutwiler/PZ OBERER		Niki Leutwiler		CHE				Porsche 911 Cup MY 2018	AM	255.9	Qualifying - 2 Driver - 2
12	Antonelli MotorSport		Glauco Solieri		ITA				Lamborghini Huracan	AM	255.9	Qualifying - 2 Driver - 2
10	Baporo Motorsport		Daniel Díaz-Varela		ESP	Manel Cerqueda		AND	Audi R8 LMS	AM	255.3	Qualifying - 1 Driver - 1
81	Tsunami RT		Lino Curti		ITA	Carlo Curti		ITA	Porsche 991 Cup gen II	PROAM	253.5	Race - 1
37	EMG Motorsport		John De Wilde		BEL				Porsche 991 Cup MY 2018	AM	252.3	Qualifying - 2 Driver - 2
6	Vincenzo Sospiri Racing		Hans-Peter Koller		CHE	Edoardo Liberati		ITA	Lamborghini Huracan	PROAM	251.7	Free Practice - 2
13	Baporo Motorsport		Jaume Font		ESP				Porsche 991 Cup MY 2018	AM	251.1	Qualifying - 2 Driver - 2
3	EMG Motorsport		Nicolas Vandierendonck		BEL	Bas Schouten		NLD	Porsche 991 Cup MY 2018	PROAM	250.5	Qualifying - 1 Driver - 1
11	Duell Race		Eugenio Pisani		ITA	Mark Speakerwas		ITA	Porsche 991 Cup MY 2018	PROAM	250.5	Race - 1
919	Mirage Racing		Philippe Haezebrouck		FRA	Philippe Bourgois		FRA	Alpine A110	AM	244.3	Qualifying - 2 Driver - 2
71	Martinet By Almeras		Pierre Martinet		FRA	Gérard Tremblay		FRA	Porsche 991 Cup MY 2017	AM	242.1	Qualifying - 1 Driver - 1



Spa Francorchamps GT Cup Open Europe Qualifying - 2 Driver - 2 Pit Stop Analysis



2 Marcio Basso PROAM Sports and You
Lourenço Da Veiga Mercedes AMG R

Nr.	In Day Time	In Time	Out Time	Pit Time	T. Pit Time	Handicap	Penalty
1	9:31:00.110	9:31:00.110	9:31:21.540	21.430	21.430		
2	9:43:28.834	9:43:28.834	9:43:48.822	19.988	41.418		

11 Eugenio Pisani PROAM Duell Race
Mark Speakerwas Porsche 991 Cup MY 2018

Nr.	In Day Time	In Time	Out Time	Pit Time	T. Pit Time	Handicap	Penalty
1	9:38:22.261	9:38:22.261	9:40:03.984	1:41.723	1:41.723		

12 Glauco Solieri AM Antonelli MotorSport
Lamborghini Huracan Super Trofeo Evo

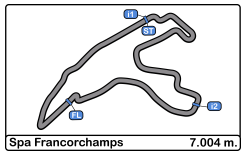
Nr.	In Day Time	In Time	Out Time	Pit Time	T. Pit Time	Handicap	Penalty
1	9:35:31.582	9:35:31.582	9:37:33.804	2:02.222	2:02.222		

19 Fernando Navarrete PROAM Duell Race
Stefano Bozzoni Porsche 991 Cup MY 2018

Nr.	In Day Time	In Time	Out Time	Pit Time	T. Pit Time	Handicap	Penalty
1	9:45:15.897	9:45:15.897	9:46:54.378	1:38.481	1:38.481		

81 Lino Curti PROAM Tsunami RT
Carlo Curti Porsche 991 Cup gen II MY 2018

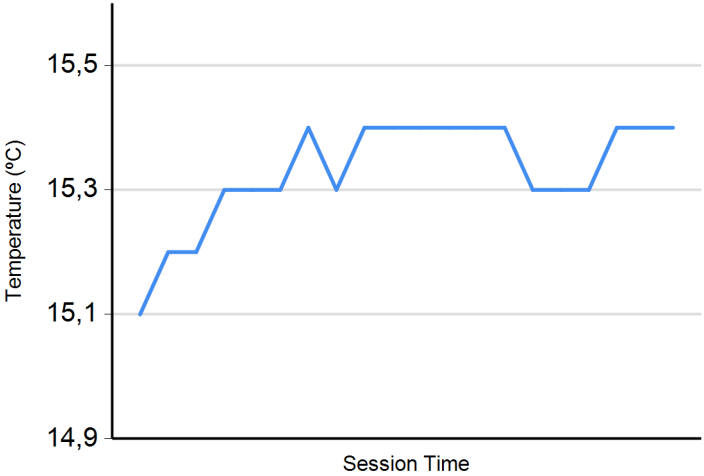
Nr.	In Day Time	In Time	Out Time	Pit Time	T. Pit Time	Handicap	Penalty
1	9:41:36.500	9:41:36.500	9:42:57.133	1:20.633	1:20.633		



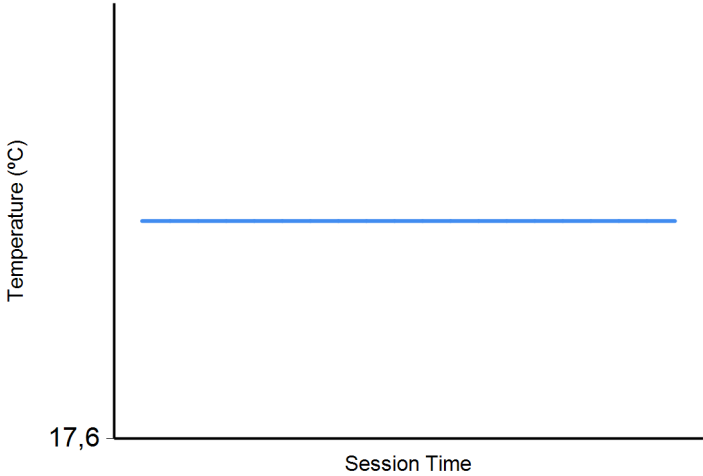
Spa Francorchamps
GT Cup Open Europe
Qualifying - 2 Driver - 2
Weather Report



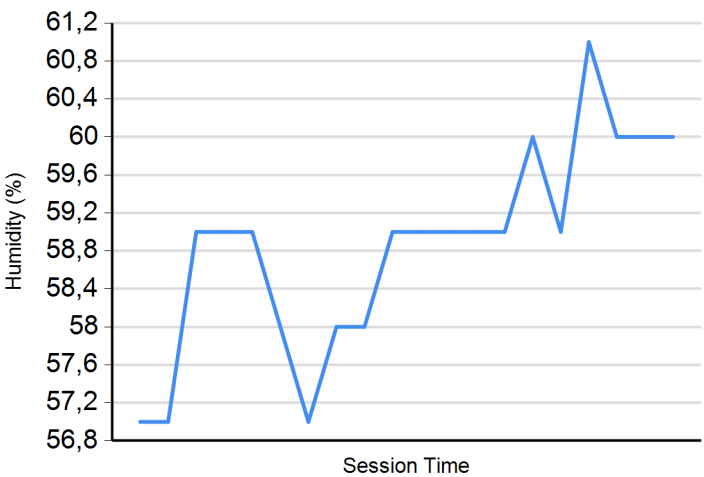
Air Temperature



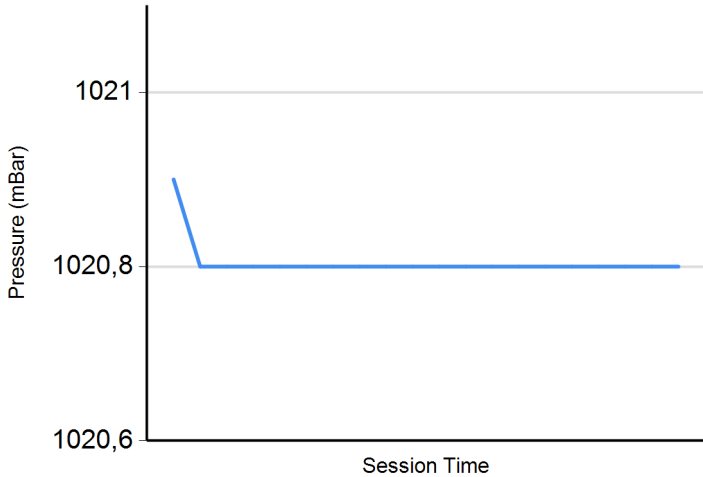
Track Temperature



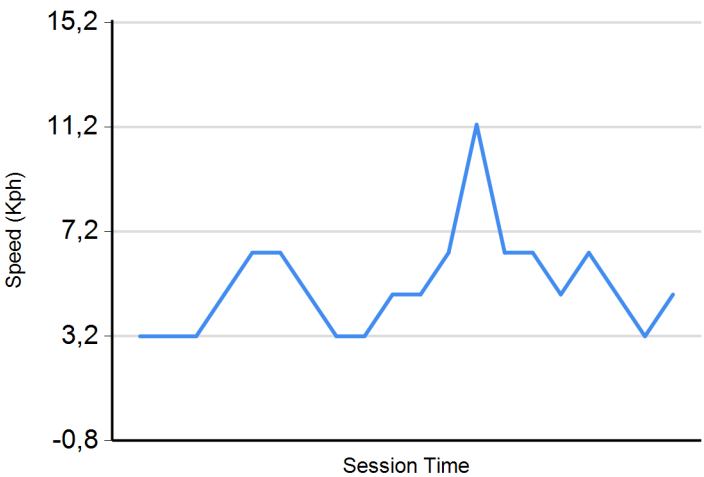
Humidity



Pressure



Wind Speed



Wind direction

North = 0°/360° Est = 90° South = 180° West = 270°

