

**Paul Ricard**  
**GT Cup Open Europe**  
**Free Practice - 1**  
**Provisional Results**



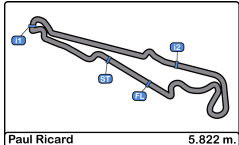
Cls	Nº	Entrant/Team	Nat	Driver 1	Nat	Driver 2	Nat	Vehicle	Cat	Cls	Laps	Best	Time	Gap	Interval	Km/h
1	11	Duell Race	ITA	Eugenio Pisani	ITA	Michele Merendino	ITA	Porsche 991 Cup MY 2018	PROAM	1	16	14	2:10.402			160.7
2	22	Niki Leutwiler / PZ OBERER	CHE	Niki Leutwiler	CHE			Porsche 911 Cup MY 2018	AM	1	9	8	2:11.147	0.745	0.745	159.8
3	7	Teo Martin Motorsport	ESP	Marc De Fulgencio	ESP	Thiago Vivacqua	BRA	McLaren 570S	SILVER	1	14	11	2:11.692	1.290	0.545	159.1
4	10	Baporo Motorsport	ESP	Daniel Díaz-Varela	ESP	Manel Cerqueda	AND	Audi R8 LMS	AM	2	13	6	2:11.760	1.358	0.068	159.0
5	18	Teo Martin Motorsport	ESP	Guillem Pujou	ESP	Faust Salom	ESP	McLaren 570S	SILVER	2	13	11	2:11.775	1.373	0.015	159.0
6	12	Antonelli MotorSport	ITA	Glauco Solieri	ITA			Lamborghini Huracan Super Trofeo	AM	3	15	14	2:11.844	1.442	0.069	158.9
7	37	EMG Motorsport	BEL	John De Wilde	BEL			Porsche 991 Cup MY 2018	AM	4	8	4	2:11.940	1.538	0.096	158.8
8	13	Baporo Motorsport	ESP	Juame Font	ESP	Joan Vinyes	AND	Porsche 991 Cup MY 2018	AM	5	13	12	2:12.502	2.100	0.562	158.1
9	81	Tsunami RT	ITA	Lino Curti	ITA	Carlo Curti	ITA	Porsche 991 Cup gen II MY 2018			15	8	2:12.589	2.187	0.087	158.0
10	3	EMG Motorsport	BEL	Nicolas Vandierendonck	BEL	Filip Teunkens	BEL	Porsche 991 Cup MY 2018	AM	6	12	5	2:12.824	2.422	0.235	157.7
11	34	Martinet By Almeras	FRA	Cédric Mezard	FRA	Steeve Hiesse	FRA	Porsche 991 Cup gen II MY 2018	PROAM	2	16	7	2:12.943	2.541	0.119	157.6
12	15	Duell Race	ITA	Fernando Navarrete	ESP	Fernando Navarrete Jr.	ESP	Porsche 991 Cup MY 2018			15	9	2:13.050	2.648	0.107	157.5
13	32	Three Sixty Racing Team	ESP	Fernando Fortes	BRA	Julio Carlos Martini Filho	BRA	Mercedes AMG R	AM	7	14	5	2:13.335	2.933	0.285	157.1
14	71	Porsche Almeras	FRA	Pierre Martinet	FRA	Gérard Tremblay	FRA	Porsche 991 Cup MY2017	AM	8	17	8	2:18.298	7.896	4.963	151.5

Published at:.....

Track Temp: 26.2 °C Air Temp: 15.3 °C Humidity: 53 % Track Status: DRY

Stewards:	Race Director:	Timekeeper: 
-----------	----------------	---





Paul Ricard  
GT Cup Open Europe  
Free Practice - 1  
Provisional Results by Class



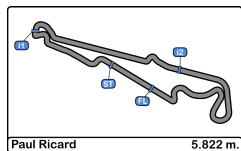
Cls	Nº	Entrant/Team	Nat	Driver 1	Nat	Status	Driver 2	Nat	Status	Vehicle	Cat	Cls	Laps	Best	Time	Gap	Interval	Km/h
SILVER																		
1	7	Teo Martin Motorsport	ESP	Marc De Fulgencio	ESP		Thiago Vivacqua	BRA		McLaren 570S	SILVER	1	14	11	2:11.692			159.1
2	18	Teo Martin Motorsport	ESP	Guillem Pujou	ESP		Faust Salom	ESP		McLaren 570S	SILVER	2	13	11	2:11.775	0.083	0.083	159.0
PROAM																		
1	11	Duell Race	ITA	Eugenio Pisani	ITA		Michele Merendino	ITA		Porsche 991 Cup MY 2018	PROAM	1	16	14	2:10.402			160.7
2	34	Martinet By Almeras	FRA	Cédric Mezard	FRA		Steeve Hiesse	FRA		Porsche 991 Cup gen II MY 2018	PROAM	2	16	7	2:12.943	2.541	2.541	157.6
AM																		
1	22	Niki Leutwiler / PZ OBERER	CHE	Niki Leutwiler	CHE					Porsche 911 Cup MY 2018	AM	1	9	8	2:11.147			159.8
2	10	Baporo Motorsport	ESP	Daniel Díaz-Varela	ESP		Manel Cerqueda	AND		Audi R8 LMS	AM	2	13	6	2:11.760	0.613	0.613	159.0
3	12	Antonelli MotorSport	ITA	Glauco Solieri	ITA					Lamborghini Huracan Super Trofeo	AM	3	15	14	2:11.844	0.697	0.084	158.9
4	37	EMG Motorsport	BEL	John De Wilde	BEL					Porsche 991 Cup MY 2018	AM	4	8	4	2:11.940	0.793	0.096	158.8
5	13	Baporo Motorsport	ESP	Juame Font	ESP		Joan Vinyes	AND		Porsche 991 Cup MY 2018	AM	5	13	12	2:12.502	1.355	0.562	158.1
6	3	EMG Motorsport	BEL	Nicolas Vandierendonck	BEL		Filip Teunkens	BEL		Porsche 991 Cup MY 2018	AM	6	12	5	2:12.824	1.677	0.322	157.7
7	32	Three Sixty Racing Team	ESP	Fernando Fortes	BRA		Julio Carlos Martini Filho	BRA		Mercedes AMG R	AM	7	14	5	2:13.335	2.188	0.511	157.1
8	71	Porsche Almeras	FRA	Pierre Martinet	FRA		Gérard Tremblay	FRA		Porsche 991 Cup MY2017	AM	8	17	8	2:18.298	7.151	4.963	151.5
1	81	Tsunami RT	ITA	Lino Curti	ITA		Carlo Curti	ITA		Porsche 991 Cup gen II MY 2018			15	8	2:12.589			158.0
2	15	Duell Race	ITA	Fernando Navarrete	ESP		Fernando Navarrete Jr.	ESP		Porsche 991 Cup MY 2018			15	9	2:13.050	0.461	0.461	157.5

Published at:.....

Track Temp: 26.2 °C Air Temp: 15.3 °C Humidity: 53 % Track Status: DRY

Stewards:	Race Director:	Timekeeper:
-----------	----------------	-------------





# Paul Ricard GT Cup Open Europe Free Practice - 1 Lap Analysis



**3** 1 Nicolas Vandierendonck Porsche 991 Cup MY 2018

AM		Z Filip Teunkens				EMG Motorsport	
Lap	D	Time	Sector 1	Sector 2	Sector 3	T. Spd	Elapsed
1		11:48:24.664	11:46:24.498	54.466	1:05.700		11:48:24.664
2		2:17.253	38.325	41.104	57.824	228.3	11:50:41.917
3		2:15.743	37.527	40.982	57.234	228.8	11:52:57.660
4		2:14.740	37.972	39.853	56.915	227.8	11:55:12.400
5		2:12.824	36.866	39.429	56.529	232.2	11:57:25.224
6		2:13.315	36.771	39.741	56.803	228.8	11:59:38.539
7		2:32.289 P	38.884	41.370	1:12.035	230.7	12:02:10.828
8		3:50.901	2:12.565	40.486	57.850		12:06:01.729
9		2:17.228	38.173	40.465	58.590	232.7	12:08:18.957
10		2:15.796	37.099	40.782	57.915	229.2	12:10:34.753
11		2:13.657	36.946	39.655	57.056	230.7	12:12:48.410
12		2:43.431 P	37.035	39.344	1:27.052	232.2	12:15:31.841

**7** 1 Marc De Fulgencio McLaren 570S

SILVER		2 Thiago Vivacqua				Teo Martin Motorsport	
Lap	D	Time	Sector 1	Sector 2	Sector 3	T. Spd	Elapsed
1		11:40:56.643	11:39:03.765	48.232	1:04.646		11:40:56.643
2		2:19.878	39.865	41.630	58.383	232.2	11:43:16.521
3		2:14.384	37.826	39.784	56.774	242.1	11:45:30.905
4		2:15.134	36.534	40.766	57.834	244.3	11:47:46.039
5		2:12.497	36.671	38.859	56.967	242.6	11:49:58.536
6		2:19.805 P	36.656	39.252	1:03.897	241.0	11:52:18.341
7		6:52.832	5:07.450	42.916	1:02.466		11:59:11.173
8		2:17.229	40.369	39.720	57.140	216.8	12:01:28.402
9		2:12.006	36.135	39.009	56.862	241.0	12:03:40.408
10		2:12.429	36.389	38.813	57.227	241.6	12:05:52.837
11		2:11.692	36.386	38.906	56.400	240.5	12:08:04.529
12		2:18.604 P	36.370	39.399	1:02.835	240.0	12:10:23.133
13		3:40.492	2:03.591	40.308	56.593		12:14:03.625
14		2:26.925 P	36.455	38.941	1:11.529	240.0	12:16:30.550

**10** 1 Daniel Díaz-Varela Audi R8 LMS

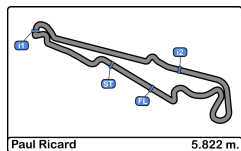
AM		2 Manel Cerqueda				Baporo Motorsport	
Lap	D	Time	Sector 1	Sector 2	Sector 3	T. Spd	Elapsed
1		11:46:30.743	11:44:41.764	48.432	1:00.547		11:46:30.743
2		2:19.383	38.320	42.209	58.854	232.2	11:48:50.126
3		2:13.652	37.297	39.908	56.447	231.7	11:51:03.778
4		2:19.363	36.826	40.661	1:01.876	232.2	11:53:23.141
5		2:13.403	36.931	39.554	56.918	231.2	11:55:36.544
6		2:11.760	36.628	39.235	55.897	233.2	11:57:48.304
7		2:24.316 P	36.575	39.090	1:08.651	232.7	12:00:12.620
8		5:37.448	3:57.668	42.015	57.765		12:05:50.068
9		2:13.520	37.377	39.417	56.726	230.7	12:08:03.588
10		2:12.680	36.825	39.330	56.525	230.2	12:10:16.268
11		2:12.971	36.844	39.617	56.510	230.2	12:12:29.239
12		2:16.969	36.806	39.116	1:01.047	231.7	12:14:46.208
13		3:12.673 P	50.471	52.588	1:29.614	141.9	12:17:58.881

**11** 1 Eugenio Pisani Porsche 991 Cup MY 2018

PROAM		2 Michele Merendino					Duell Race
Lap	D	Time	Sector 1	Sector 2	Sector 3	T. Spd	Elapsed
1		11:30:53.968	11:28:48.438	1:02.230	1:03.300		11:30:53.968
2		2:40.344 P	41.298	51.426	1:07.620	230.2	11:33:34.312
3		3:49.918	2:08.263	44.000	57.655		11:37:24.230
4		2:17.189	38.664	41.258	57.267	231.7	11:39:41.419
5		2:14.730	37.573	40.668	56.489	230.7	11:41:56.149
6		2:12.632	36.678	39.474	56.480	231.7	11:44:08.781
7		2:22.728 P	37.186	39.762	1:05.780	233.2	11:46:31.509
8		4:13.898	2:35.327	39.474	59.097		11:50:45.407
9		2:12.482	36.597	39.849	56.036	231.2	11:52:57.889
10		2:11.751	36.977	39.087	55.687	232.7	11:55:09.640
11		2:19.045 P	36.449	39.625	1:02.971	232.7	11:57:28.685
12		5:38.191	3:58.247	43.915	56.029		12:03:06.876
13		2:10.480	36.418	38.722	55.340	232.2	12:05:17.356
14		2:10.402	36.134	39.047	55.221	232.7	12:07:27.758
15		2:23.367 P	36.125	38.561	1:08.681	233.2	12:09:51.125
16		3:42.577	2:04.942	39.825	57.810		12:13:33.702
17			37.432	41.294		232.7	

**12** 1 Glauco Solieri Lamborghini Huracan Super Trofeo Evo

AM							Antonelli MotorSport								
Lap	D	Time	Sector 1	Sector 2	Sector 3	T. Spd	Elapsed	Lap	D	Time	Sector 1	Sector 2	Sector 3	T. Spd	Elapsed
1		11:33:52.111 P			11:33:52.111		11:33:52.111	1		11:33:52.111 P			11:33:52.111		11:33:52.111
2		3:15.223	1:18.760	52.981	1:03.482		11:37:07.334	2		3:15.223	1:18.760	52.981	1:03.482		11:37:07.334
3		2:26.318	41.350	45.091	59.877	231.7	11:39:33.652	3		2:26.318	41.350	45.091	59.877	231.7	11:39:33.652
4		2:19.530	39.141	42.194	58.195	233.2	11:41:53.182	4		2:19.530	39.141	42.194	58.195	233.2	11:41:53.182
5		2:15.011	37.850	40.446	56.715	236.3	11:44:08.193	5		2:15.011	37.850	40.446	56.715	236.3	11:44:08.193
6		2:12.846	37.058	39.332	56.456	234.2	11:46:21.039	6		2:12.846	37.058	39.332	56.456	234.2	11:46:21.039
7		2:12.737	36.790	39.616	56.331	233.2	11:48:33.776	7		2:12.737	36.790	39.616	56.331	233.2	11:48:33.776
8		2:11.942	36.530	39.093	56.319	233.7	11:50:45.718	8		2:11.942	36.530	39.093	56.319	233.7	11:50:45.718
9		8:19.427 P	37.042	39.792	7:02.593	234.2	11:59:05.145	9		8:19.427 P	37.042	39.792	7:02.593	234.2	11:59:05.145
10		2:36.503	58.043	41.230	57.230	124.8	12:01:41.648	10		2:36.503	58.043	41.230	57.230	124.8	12:01:41.648
11		2:12.568	36.730	39.485	56.353	234.7	12:03:54.216	11		2:12.568	36.730	39.485	56.353	234.7	12:03:54.216
12		2:12.000	36.591	39.096	56.313	234.7	12:06:06.216	12		2:12.000	36.591	39.096	56.313	234.7	12:06:06.216
13		2:14.502	37.277	40.878	56.347	235.8	12:08:20.718	13		2:14.502	37.277	40.878	56.347	235.8	12:08:20.718
14		2:11.844	36.245	39.527	56.072	234.7	12:10:32.562	14		2:11.844	36.245	39.527	56.072	234.7	12:10:32.562
15		2:12.776	36.521	39.230	57.025	232.7	12:12:45.338	15		2:12.776	36.521	39.230	57.025	232.7	12:12:45.338
16			36.759	39.066		235.8		16			36.759	39.066		235.8	



# Paul Ricard GT Cup Open Europe Free Practice - 1 Lap Analysis



15

1 Fernando Navarrete Porsche 991 Cup MY 2018

2 Fernando Navarrete Jr.

Duell Race

AM

Lap	D	Time	Sector 1	Sector 2	Sector 3	T. Spd	Elapsed
1		11:31:59.109 P	11:29:33.982	1:01.689	1:23.438		11:31:59.109
2		4:58.182	3:08.851	48.660	1:00.671		11:36:57.291
3		2:20.976	40.123	43.327	57.526	220.8	11:39:18.267
4		2:43.472	38.044	55.504	1:09.924	230.7	11:42:01.739
5		2:17.360	37.725	41.550	58.085	230.7	11:44:19.099
6		2:14.807	37.442	40.245	57.120	230.2	11:46:33.906
7		2:24.371 P	36.711	40.544	1:07.116	231.7	11:48:58.277
8		4:18.807	2:41.054	40.670	57.083		11:53:17.084
9		2:13.050	36.914	40.047	56.089	230.7	11:55:30.134
10		2:13.565	36.540	39.857	57.168	232.7	11:57:43.699
11		2:26.994 P	36.931	39.779	1:10.284	231.2	12:00:10.693
12		4:59.296	3:08.976	44.743	1:05.577		12:05:09.989
13		2:56.765	42.946	55.221	1:18.598	177.0	12:08:06.754
14		2:35.101	41.287	47.112	1:06.702	224.0	12:10:41.855
15		2:30.040	41.849	44.906	1:03.285	211.3	12:13:11.895
16			40.163	46.605			228.3

18

1 Guillem Pujeu McLaren 570S

SILVER

2 Faust Salom

Teo Martin Motorsport

Lap	D	Time	Sector 1	Sector 2	Sector 3	T. Spd	Elapsed
1		11:47:06.705	11:45:26.221	42.038	58.446		11:47:06.705
2		2:13.312	36.939	39.405	56.968	241.0	11:49:20.017
3		2:12.960	36.771	39.548	56.641	242.6	11:51:32.977
4		2:12.785	36.641	39.561	56.583	240.5	11:53:45.762
5		2:12.060	36.215	39.565	56.280	242.1	11:55:57.822
6		2:11.983	36.227	39.366	56.390	242.6	11:58:09.805
7		2:19.068 P	36.389	39.337	1:03.342	241.0	12:00:28.873
8		4:30.339	2:54.261	39.557	56.521		12:04:59.212
9		2:11.993	36.230	38.860	56.903	243.2	12:07:11.205
10		2:12.474	36.523	39.298	56.653	242.1	12:09:23.679
11		2:11.775	36.105	39.211	56.459	242.6	12:11:35.454
12		2:15.645	36.354	41.233	58.058	242.6	12:13:51.099
13		2:38.726 P	36.238	39.938	1:22.550	243.2	12:16:29.825

22

1 Niki Leutwiler Porsche 911 Cup MY 2018

AM

2

Niki Leutwiler / PZ OBERER  
ZURICKSEE by TFT

Lap	D	Time	Sector 1	Sector 2	Sector 3	T. Spd	Elapsed
1		11:51:50.765	11:50:00.877	48.718	1:01.170		11:51:50.765
2		2:15.021	38.458	39.573	56.990	230.2	11:54:05.786
3		2:12.123	36.864	38.786	56.473	230.2	11:56:17.909
4		2:11.431	36.223	38.964	56.244	231.7	11:58:29.340
5		2:11.179	36.361	38.740	56.078	230.2	12:00:40.519
6		2:18.444 P	36.427	38.743	1:03.274	231.2	12:02:58.963
7		7:53.978	6:17.250	39.550	57.178		12:10:52.941
8		2:11.147	36.315	39.274	55.558	231.2	12:13:04.088
9		2:31.894 P	36.253	41.449	1:14.192	232.7	12:15:35.982

32

1 Fernando Fortes Mercedes AMG R

2 Julio Carlos Martini Filho

Three Sixty Racing Team

Lap	D	Time	Sector 1	Sector 2	Sector 3	T. Spd	Elapsed
1		11:38:21.970	11:36:13.524	1:02.449	1:05.997		11:38:21.970
2		2:23.738	40.560	44.478	58.700	217.7	11:40:45.708
3		2:15.118	37.562	40.602	56.954	232.7	11:43:00.826
4		2:13.627	36.901	39.818	56.908		11:45:14.453
5		2:13.335	36.577	39.933	56.825	231.7	11:47:27.788
6		2:13.722	36.589	39.809	57.324	229.2	11:49:41.510
7		2:13.423	36.914	39.496	57.013	231.7	11:51:54.933
8		2:32.970 P	38.685	44.651	1:09.634		11:54:27.903
9		5:40.941	3:47.428	49.396	1:04.117		12:00:08.844
10		2:19.063	38.125	42.687	58.251	235.8	12:02:27.907
11		2:16.388	37.326	40.569	58.493	236.8	12:04:44.295
12		2:21.044	37.307	42.989	1:00.748	237.8	12:07:05.339
13		2:22.569	37.964	43.006	1:01.599	235.8	12:09:27.908
14		2:19.292	37.798	41.563	59.931	236.3	12:11:47.200
15			39.117	42.551			237.3

34

1 Cédric Mezard Porsche 991 Cup gen II MY 2018

PROAM

2 Steeve Hiesse

Martinet By Almeras

Lap	D	Time	Sector 1	Sector 2	Sector 3	T. Spd	Elapsed
1		11:28:47.852	11:26:53.078	48.297	1:06.477		11:28:47.852
2		2:38.205 P	41.872	44.299	1:12.034	209.3	11:31:26.057
3		5:30.117	3:41.115	48.782	1:00.220		11:36:56.174
4		2:18.627	38.750	42.741	57.136	230.2	11:39:14.801
5		2:15.580	37.826	41.158	56.596	230.2	11:41:30.381
6		2:13.997	36.968	40.322	56.707	231.7	11:43:44.378
7		2:12.943	36.607	39.759	56.577	232.2	11:45:57.321
8		2:22.065 P	36.815	39.973	1:05.277	233.7	11:48:19.386
9		8:37.052	6:54.443	43.108	59.501		11:56:56.438
10		2:16.872	37.874	40.755	58.243	229.2	11:59:13.310
11		2:16.147	37.250	40.535	58.362	230.7	12:01:29.457
12		2:14.502	36.865	40.481	57.156	233.2	12:03:43.959
13		2:17.063	38.408	40.571	58.084	232.2	12:06:01.022
14		2:25.406 P	38.394	40.336	1:06.676	232.2	12:08:26.428
15		4:10.764	2:32.238	40.607	57.919		12:12:37.192
16		2:33.492 P	37.626	39.732	1:16.134	231.2	12:15:10.684

37

1 John De Wilde Porsche 991 Cup MY 2018

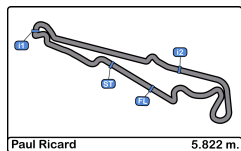
AM

2

EMG Motorsport

Lap	D	Time	Sector 1	Sector 2	Sector 3	T. Spd	Elapsed
1		11:53:26.794	11:51:13.849	1:02.950	1:09.995		11:53:26.794
2		2:18.680	39.633	41.407	57.640	226.8	11:55:45.474
3		2:12.638	36.704	39.438	56.496	230.7	11:57:58.112
4		2:11.940	36.360	39.176	56.404	230.2	12:00:10.052
5		2:12.842	37.133	39.350	56.359	232.2	12:02:22.894
6		2:12.345	36.353	39.268	56.724	230.7	12:04:35.239
7		2:20.024	36.402	39.389	1:04.233	231.7	12:06:55.263
8		2:54.471 P	40.499	47.180	1:26.792	197.0	12:09:49.734





# Paul Ricard

## GT Cup Open Europe

### Free Practice - 1

#### Lap Analysis



71

1 Pierre Martinet Porsche 991 Cup MY2017

AM 2 Gérard Tremblay Porsche Almeras

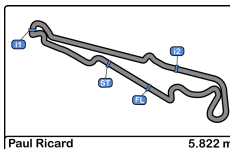
Lap	D	Time	Sector 1	Sector 2	Sector 3	T. Spd	Elapsed
1		11:29:13.116	11:27:19.215	48.180	1:05.721		11:29:13.116
2		2:50.098 P	42.323	49.493	1:18.282	217.7	11:32:03.214
3		6:34.918	4:25.883	58.273	1:10.762		11:38:38.132
4		2:32.147	43.976	45.369	1:02.802	176.7	11:41:10.279
5		2:23.723	40.227	42.918	1:00.578	228.3	11:43:34.002
6		2:19.565	39.023	41.230	59.312	231.7	11:45:53.567
7		2:19.493	38.496	41.599	59.398	232.2	11:48:13.060
8		2:18.298	38.327	41.260	58.711	231.7	11:50:31.358
9		2:33.152 P	38.670	42.183	1:12.299	231.2	11:53:04.510
10		5:25.010	3:34.207	44.951	1:05.852		11:58:29.520
11		2:30.620	43.902	44.469	1:02.249	216.8	12:01:00.140
12		2:27.680	41.889	43.352	1:02.439	230.2	12:03:27.820
13		2:30.422	41.738	44.943	1:03.741	227.3	12:05:58.242
14		2:31.269	44.843	44.080	1:02.346	224.0	12:08:29.511
15		2:28.060	41.318	44.171	1:02.571	226.8	12:10:57.571
16		2:26.554	41.390	43.098	1:02.066	229.7	12:13:24.125
17		3:04.840 P	41.353	50.122	1:33.365	229.2	12:16:28.965

81

1 Lino Curti Porsche 991 Cup gen II MY 2018

2 Carlo Curti Tsunami RT

Lap	D	Time	Sector 1	Sector 2	Sector 3	T. Spd	Elapsed
1		11:39:45.892	11:37:26.006	1:04.995	1:14.891		11:39:45.892
2		2:25.734	40.618	43.473	1:01.643	222.2	11:42:11.626
3		2:17.067	38.334	40.721	58.012	230.2	11:44:28.693
4		2:22.575 P	37.416	39.994	1:05.165	229.7	11:46:51.268
5		4:08.243	2:25.901	40.844	1:01.498		11:50:59.511
6		2:13.584	36.933	39.589	57.062	228.8	11:53:13.095
7		2:13.148	37.160	39.488	56.500	229.7	11:55:26.243
8		2:12.589	36.532	39.645	56.412	231.2	11:57:38.832
9		2:22.497 P	36.814	40.605	1:05.078	230.2	12:00:01.329
10		4:07.416	2:29.962	40.184	57.270		12:04:08.745
11		2:12.987	36.923	39.564	56.500	230.7	12:06:21.732
12		2:13.164	36.827	39.305	57.032	229.7	12:08:34.896
13		2:14.123	36.994	40.788	56.341	229.7	12:10:49.019
14		2:12.815	36.491	39.674	56.650	230.2	12:13:01.834
15		2:42.205 P	36.624	46.447	1:19.134	232.2	12:15:44.039

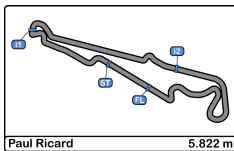


**Paul Ricard**  
**GT Cup Open Europe**  
**Free Practice - 1**  
**Best Sectors Results**



	Sector - 1				Sector - 2				Sector - 3				Ideal Lap vs Best Lap				
Clas	Nº	Driver	Time	Nº	Driver	Time	Nº	Driver	Time	Clas	Nº	Driver	Ideal Lap	Best Lap	Clas		
1	18	Pujeu - Salom	36.105	11	Pisani - Merendino	38.561	11	Pisani - Merendino	55.221	1	11	Pisani - Merendino	2:09.907	2:10.402	1		
2	11	Pisani - Merendino	36.125	22	Niki Leutwiler	38.740	22	Niki Leutwiler	55.558	2	22	Niki Leutwiler	2:10.521	2:11.147	2		
3	7	De Fulgencio - Vivacqua	36.135	7	De Fulgencio - Vivacqua	38.813	10	Díaz-Varela - Cerqueda	55.897	3	18	Pujeu - Salom	2:11.245	2:11.775	5		
4	22	Niki Leutwiler	36.223	18	Pujeu - Salom	38.860	12	Glauco Solieri	56.072	4	7	De Fulgencio - Vivacqua	2:11.348	2:11.692	3		
5	12	Glauco Solieri	36.245	12	Glauco Solieri	39.066	15	Navarrete - Navarrete Jr.	56.089	5	12	Glauco Solieri	2:11.383	2:11.844	6		
6	37	John De Wilde	36.353	10	Díaz-Varela - Cerqueda	39.090	13	Font - Vinyes	56.241	6	10	Díaz-Varela - Cerqueda	2:11.562	2:11.760	4		
7	81	Curti - Curti	36.491	37	John De Wilde	39.176	18	Pujeu - Salom	56.280	7	37	John De Wilde	2:11.888	2:11.940	7		
8	15	Navarrete - Navarrete Jr.	36.540	81	Curti - Curti	39.305	81	Curti - Curti	56.341	8	81	Curti - Curti	2:12.137	2:12.589	9		
9	10	Díaz-Varela - Cerqueda	36.575	3	Vandierendonck -	39.344	37	John De Wilde	56.359	9	13	Font - Vinyes	2:12.270	2:12.502	8		
10	32	Fortes - Carlos Martini Filho	36.577	13	Font - Vinyes	39.391	7	De Fulgencio - Vivacqua	56.400	10	15	Navarrete - Navarrete Jr.	2:12.408	2:13.050	12		
11	34	Mezard - Hiesse	36.607	32	Fortes - Carlos Martini Filho	39.496	3	Vandierendonck -	56.529	11	3	Vandierendonck -	2:12.644	2:12.824	10		
12	13	Font - Vinyes	36.638	34	Mezard - Hiesse	39.732	34	Mezard - Hiesse	56.577	12	32	Fortes - Carlos Martini Filho	2:12.898	2:13.335	13		
13	3	Vandierendonck -	36.771	15	Navarrete - Navarrete Jr.	39.779	32	Fortes - Carlos Martini Filho	56.825	13	34	Mezard - Hiesse	2:12.916	2:12.943	11		
14	71	Martinet - Tremblay	38.327	71	Martinet - Tremblay	41.230	71	Martinet - Tremblay	58.711	14	71	Martinet - Tremblay	2:18.268	2:18.298	14		





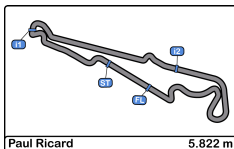
**Paul Ricard**  
**GT Cup Open Europe**  
**Free Practice - 1**  
**Best 5 Lap Times**



Cl	N°	Entrant/Team	Nat	Driver 1	Nat	Status	Driver 2	Nat	Status	Vehicle	Cat	Cl	Best 1		Best 2		Best 3		Best 4		Best 5	
													Time	Lap	Time	Lap	Time	Lap	Time	Lap	Time	Lap
1	11	Duell Race	ITA	Eugenio Pisani	ITA		Michele Merendino	ITA		Porsche 991 Cup MY 201	PROAM	1	2:10.402	14	2:10.480	13	2:11.751	10	2:12.482	9	2:12.632	6
2	22	Niki Leutwiler / PZ OBERER	SUI	Niki Leutwiler	SUI					Porsche 911 Cup MY 201	AM	1	2:11.147	8	2:11.179	5	2:11.431	4	2:12.123	3	2:15.021	2
3	7	Teo Martin Motorsport	ESP	Marc De Fulgencio	ESP		Thiago Vivacqua	BRA		McLaren 570S	SILVER	1	2:11.692	11	2:12.006	9	2:12.429	10	2:12.497	5	2:14.384	3
4	10	Baporo Motorsport	ESP	Daniel Díaz-Varela	ESP		Manel Cerqueda	AND		Audi R8 LMS	AM	2	2:11.760	6	2:12.680	10	2:12.971	11	2:13.403	5	2:13.520	9
5	18	Teo Martin Motorsport	ESP	Guillem Pujou	ESP		Faust Salom	ESP		McLaren 570S	SILVER	2	2:11.775	11	2:11.983	6	2:11.993	9	2:12.060	5	2:12.474	10
6	12	Antonelli MotorSport	ITA	Glauco Solieri	ITA					Lamborghini Huracan Super	AM	3	2:11.844	14	2:11.942	8	2:12.000	12	2:12.568	11	2:12.737	7
7	37	EMG Motorsport	BEL	John De Wilde	BEL					Porsche 991 Cup MY 201	AM	4	2:11.940	4	2:12.345	6	2:12.638	3	2:12.842	5	2:18.680	2
8	13	Baporo Motorsport	ESP	Juame Font	ESP		Joan Vinyes	AND		Porsche 991 Cup MY 201	AM	5	2:12.502	12	2:12.999	11	2:13.181	9	2:13.614	6	2:13.884	5
9	81	Tsunami RT	ITA	Lino Curti	ITA		Carlo Curti	ITA		Porsche 991 Cup gen II MY			2:12.589	8	2:12.815	14	2:12.987	11	2:13.148	7	2:13.164	12
10	3	EMG Motorsport	BEL	Nicolas Vandierendonck	BEL		Filip Teunkens	BEL		Porsche 991 Cup MY 201	AM	6	2:12.824	5	2:13.315	6	2:13.657	11	2:14.740	4	2:15.743	3
11	34	Martinet By Almeras	FRA	Cédric Mezard	FRA		Steeve Hiesse	FRA		Porsche 991 Cup gen II MY	PROAM	2	2:12.943	7	2:13.997	6	2:14.502	12	2:15.580	5	2:16.147	11
12	15	Duell Race	ITA	Fernando Navarrete	ESP		Fernando Navarrete Jr.	ESP		Porsche 991 Cup MY 201			2:13.050	9	2:13.565	10	2:14.807	6	2:17.360	5	2:20.976	3
13	32	Three Sixty Racing Team	ESP	Fernando Fortes	BRA		Julio Carlos Martini Filho	BRA		Mercedes AMG R	AM	7	2:13.335	5	2:13.423	7	2:13.627	4	2:13.722	6	2:15.118	3
14	71	Porsche Almeras	FRA	Pierre Martinet	FRA		Gérard Tremblay	FRA		Porsche 991 Cup MY2017	AM	8	2:18.298	8	2:19.493	7	2:19.565	6	2:23.723	5	2:26.554	16







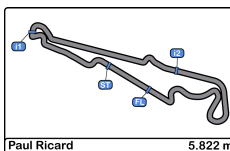
**Paul Ricard**  
**GT Cup Open Europe**  
**Free Practice - 1**  
**Best 5 Top Speeds**



Cl	Nº	Entrant/Team	Nat	Driver 1	Nat	Status	Driver 2	Nat	Status	Vehicle	Cat	Cl	Top 1		Top 2		Top 3		Top 4		Top 5		Avg
													Km/h	Lap	Km/h	Lap	Km/h	Lap	Km/h	Lap	Km/h	Lap	
1	7	Teo Martin Motorsport		ESP	Marc De Fulgencio		ESP			Thiago Vivacqua		BRA											
2	18	Teo Martin Motorsport		ESP	Guillem Pujeu		ESP			Faust Salom		ESP											
3	32	Three Sixty Racing Team		ESP	Fernando Fortes		BRA			Julio Carlos Martini Filho		BRA											
4	12	Antonelli MotorSport		ITA	Glauco Solieri		ITA																
5	34	Martinet By Almeras		FRA	Cédric Mezard		FRA			Steeve Hiesse		FRA											
6	10	Baporo Motorsport		ESP	Daniel Díaz-Varela		ESP			Manel Cerqueda		AND											
7	11	Duell Race		ITA	Eugenio Pisani		ITA			Michele Merendino		ITA											
8	3	EMG Motorsport		BEL	Nicolas Vandierendonck		BEL			Filip Teunkens		BEL											
9	15	Duell Race		ITA	Fernando Navarrete		ESP			Fernando Navarrete Jr.		ESP											
10	22	Niki Leutwiler / PZ OBERER		CHE	Niki Leutwiler		CHE																
11	37	EMG Motorsport		BEL	John De Wilde		BEL																
12	71	Porsche Almeras		FRA	Pierre Martinet		FRA			Gérard Tremblay		FRA											
13	81	Tsunami RT		ITA	Lino Curti		ITA			Carlo Curti		ITA											
14	13	Baporo Motorsport		ESP	Juame Font		ESP			Joan Vinyes		AND											





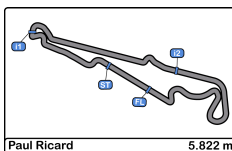


Paul Ricard  
GT Cup Open Europe  
Free Practice - 1  
Fastest Laps Sequence



Lap	Time of Day	Session Time	Nº	Entrant/Team	Nat	Driver 1	Nat	Status	Driver 2	Nat	Status	Vehicle	Cat	Time	Km/h
2	11:31:26.057	6:26.057	34	Martinet By Almeras	FRA	Cédric Mezard	FRA		Steeve Hiesse	FRA		Porsche 991 Cup gen II	PROAM	2:38.205	132.4
4	11:39:14.801	14:14.801	34	Martinet By Almeras	FRA	Cédric Mezard	FRA		Steeve Hiesse	FRA		Porsche 991 Cup gen II	PROAM	2:18.627	151.1
4	11:39:41.419	14:41.419	11	Duell Race	ITA	Eugenio Pisani	ITA		Michele Merendino	ITA		Porsche 991 Cup MY 2018	PROAM	2:17.189	152.7
5	11:41:30.381	16:30.381	34	Martinet By Almeras	FRA	Cédric Mezard	FRA		Steeve Hiesse	FRA		Porsche 991 Cup gen II	PROAM	2:15.580	154.5
5	11:41:56.149	16:56.149	11	Duell Race	ITA	Eugenio Pisani	ITA		Michele Merendino	ITA		Porsche 991 Cup MY 2018	PROAM	2:14.730	155.5
6	11:43:44.378	18:44.378	34	Martinet By Almeras	FRA	Cédric Mezard	FRA		Steeve Hiesse	FRA		Porsche 991 Cup gen II	PROAM	2:13.997	156.4
6	11:44:08.781	19:08.781	11	Duell Race	ITA	Eugenio Pisani	ITA		Michele Merendino	ITA		Porsche 991 Cup MY 2018	PROAM	2:12.632	158.0
5	11:49:58.536	24:58.536	7	Teo Martin Motorsport	ESP	Marc De Fulgencio	ESP		Thiago Vivacqua	BRA		McLaren 570S	SILVER	2:12.497	158.1
8	11:50:45.718	25:45.718	12	Antonelli MotorSport	ITA	Glauco Solieri	ITA					Lamborghini Huracan	AM	2:11.942	158.8
10	11:55:09.640	30:09.640	11	Duell Race	ITA	Eugenio Pisani	ITA		Michele Merendino	ITA		Porsche 991 Cup MY 2018	PROAM	2:11.751	159.0
4	11:58:29.340	33:29.340	22	Niki Leutwiler / PZ OBERER	CHE	Niki Leutwiler	CHE					Porsche 911 Cup MY 2018	AM	2:11.431	159.4
5	12:00:40.519	35:40.519	22	Niki Leutwiler / PZ OBERER	CHE	Niki Leutwiler	CHE					Porsche 911 Cup MY 2018	AM	2:11.179	159.7
13	12:05:17.356	40:17.356	11	Duell Race	ITA	Eugenio Pisani	ITA		Michele Merendino	ITA		Porsche 991 Cup MY 2018	PROAM	2:10.480	160.6
14	12:07:27.758	42:27.758	11	Duell Race	ITA	Eugenio Pisani	ITA		Michele Merendino	ITA		Porsche 991 Cup MY 2018	PROAM	2:10.402	160.7



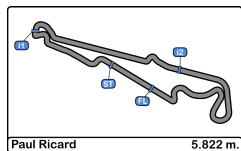


**Paul Ricard**  
**GT Cup Open Europe**  
**Free Practice - 1**  
**Event Best Maximum Speed**



Nº	Entrant/Team	Nat	Driver 1	Nat	Status	Driver 2	Nat	Status	Vehicle	Cat	Km/h	Session
6	Vincenzo Sospiri Racing	ITA	Hans-Peter Koller	CHE		Edoardo Liberati	ITA		Lamborghini Huracan	PROAM	251.1	Private test - 1
18	Teo Martin Motorsport	ESP	Guillem Pujeu	ESP		Faust Salom	ESP		McLaren 570S	SILVER	250.5	Private test - 1
7	Teo Martin Motorsport	ESP	Marc De Fulgencio	ESP		Thiago Vivacqua	BRA		McLaren 570S	SILVER	250.5	Private test - 1
27	Vincenzo Sospiri Racing	ITA	JP Mauro	BRA		Rodolfo Toni	BRA		Lamborghini Huracan	AM	247.7	Private test - 1
2	Sports and You	PRT	Marcio Basso	BRA		Guilherme Salas	BRA		Mercedes AMG R	PROAM	247.1	Private test - 1
32	Three Sixty Racing Team	ESP	Fernando Fortes	BRA		Julio Carlos Martini Filho	BRA		Mercedes AMG R	AM	243.7	Private test - 1
10	Baporo Motorsport	ESP	Daniel Díaz-Varela	ESP		Manel Cerqueda	AND		Audi R8 LMS	AM	240.0	Private test - 1
13	Baporo Motorsport	ESP	Juame Font	ESP		Joan Vinyes	AND		Porsche 991 Cup MY 2018	AM	238.9	Private test - 1
22	Niki Leutwiler / PZ OBERER	CHE	Niki Leutwiler	CHE					Porsche 911 Cup MY 2018	AM	238.9	Private test - 1
81	Tsunami RT	ITA	Lino Curti	ITA		Carlo Curti	ITA		Porsche 991 Cup gen II		237.3	Private test - 1
12	Antonelli MotorSport	ITA	Glauco Solieri	ITA					Lamborghini Huracan	AM	236.3	Free Practice - 1
34	Martinet By Almeras	FRA	Cédric Mezard	FRA		Steeve Hiesse	FRA		Porsche 991 Cup gen II	PROAM	233.7	Free Practice - 1
11	Duell Race	ITA	Eugenio Pisani	ITA		Michele Merendino	ITA		Porsche 991 Cup MY 2018	PROAM	233.2	Free Practice - 1
15	Duell Race	ITA	Fernando Navarrete	ESP		Fernando Navarrete Jr.	ESP		Porsche 991 Cup MY 2018		232.7	Free Practice - 1
3	EMG Motorsport	BEL	Nicolas Vandierendonck	BEL		Filip Teunkens	BEL		Porsche 991 Cup MY 2018	AM	232.7	Free Practice - 1
71	Porsche Almeras	FRA	Pierre Martinet	FRA		Gérard Tremblay	FRA		Porsche 991 Cup MY2017	AM	232.2	Free Practice - 1
37	EMG Motorsport	BEL	John De Wilde	BEL					Porsche 991 Cup MY 2018	AM	232.2	Free Practice - 1





# Paul Ricard

## GT Cup Open Europe

### Free Practice - 1

#### Pit Stop Analysis



3	Nicolas Vandierendonck	AM	EMG Motorsport
	Filip Teunkens		Porsche 991 Cup MY 2018

Nr.	In Day Time	In Time	Out Time	Pit Time	T. Pit Time	Handicap	Penalty
1	12:02:00.735	12:02:00.735	12:03:40.016	1:39.281	1:39.281		

7	Marc De Fulgencio	SILVER	Teo Martin Motorsport
	Thiago Vivacqua		McLaren 570S

Nr.	In Day Time	In Time	Out Time	Pit Time	T. Pit Time	Handicap	Penalty
1	11:52:09.952	11:52:09.952	11:56:47.235	4:37.283	4:37.283		
2	12:10:14.759	12:10:14.759	12:11:48.744	1:33.985	6:11.268		

10	Daniel Díaz-Varela	AM	Baporo Motorsport
	Manel Cerqueda		Audi R8 LMS

Nr.	In Day Time	In Time	Out Time	Pit Time	T. Pit Time	Handicap	Penalty
1	12:00:01.097	12:00:01.097	12:03:28.133	3:27.036	3:27.036		

11	Eugenio Pisani	PROAM	Duell Race
	Michele Merendino		Porsche 991 Cup MY 2018

Nr.	In Day Time	In Time	Out Time	Pit Time	T. Pit Time	Handicap	Penalty
1	11:33:25.820	11:33:25.820	11:35:01.174	1:35.354	1:35.354		
2	11:46:22.941	11:46:22.941	11:48:29.509	2:06.568	3:41.922		
3	11:57:20.134	11:57:20.134	12:00:38.177	3:18.043	6:59.965		
4	12:09:39.126	12:09:39.126	12:11:18.525	1:39.399	8:39.364		

12	Glauco Solieri	AM	Antonelli MotorSport
			Lamborghini Huracan Super Trofeo Evo

Nr.	In Day Time	In Time	Out Time	Pit Time	T. Pit Time	Handicap	Penalty
1	11:53:04.426	11:53:04.426	11:59:22.791	6:18.365	6:18.365		

13	Juame Font	AM	Baporo Motorsport
	Joan Vinyes		Porsche 991 Cup MY 2018

Nr.	In Day Time	In Time	Out Time	Pit Time	T. Pit Time	Handicap	Penalty
1	11:46:52.533	11:46:52.533	11:49:57.444	3:04.911	3:04.911		
2	11:58:57.025	11:58:57.025	12:02:39.568	3:42.543	6:47.454		

15	Fernando Navarrete		Duell Race
	Fernando Navarrete Jr.		Porsche 991 Cup MY 2018

Nr.	In Day Time	In Time	Out Time	Pit Time	T. Pit Time	Handicap	Penalty
1	11:31:48.884	11:31:48.884	11:34:25.094	2:36.210	2:36.210		
2	11:48:49.252	11:48:49.252	11:51:03.093	2:13.841	4:50.051		
3	11:59:59.072	11:59:59.072	12:02:37.733	2:38.661	7:28.712		

18	Guillem Pujeu	SILVER	Teo Martin Motorsport
	Faust Salom		McLaren 570S

Nr.	In Day Time	In Time	Out Time	Pit Time	T. Pit Time	Handicap	Penalty
1	12:00:20.502	12:00:20.502	12:02:46.813	2:26.311	2:26.311		

22	Niki Leutwiler	AM	Niki Leutwiler / PZ OBERER ZURICKSEE by TFT
			Porsche 911 Cup MY 2018

Nr.	In Day Time	In Time	Out Time	Pit Time	T. Pit Time	Handicap	Penalty
1	12:02:50.499	12:02:50.499	12:08:34.343	5:43.844	5:43.844		

32	Fernando Fortes	AM	Three Sixty Racing Team
	Julio Carlos Martini Filho		Mercedes AMG R

Nr.	In Day Time	In Time	Out Time	Pit Time	T. Pit Time	Handicap	Penalty
1	11:54:18.153	11:54:18.153	11:57:30.737	3:12.584	3:12.584		

34	Cédric Mezard	PROAM	Martinet By Almeras
	Steeve Hiesse		Porsche 991 Cup gen II MY 2018

Nr.	In Day Time	In Time	Out Time	Pit Time	T. Pit Time	Handicap	Penalty
1	11:31:17.247	11:31:17.247	11:34:20.636	3:03.389	3:03.389		
2	11:48:10.596	11:48:10.596	11:54:31.360	6:20.764	9:24.153		
3	12:08:17.472	12:08:17.472	12:10:20.202	2:02.730	11:26.883		

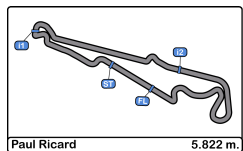
71	Pierre Martinet	AM	Porsche Almeras
	Gérard Tremblay		Porsche 991 Cup MY2017

Nr.	In Day Time	In Time	Out Time	Pit Time	T. Pit Time	Handicap	Penalty
1	11:31:54.221	11:31:54.221	11:35:30.724	3:36.503	3:36.503		
2	11:52:55.681	11:52:55.681	11:55:51.498	2:55.817	6:32.320		

81	Lino Curti		Tsunami RT
	Carlo Curti		Porsche 991 Cup gen II MY 2018

Nr.	In Day Time	In Time	Out Time	Pit Time	T. Pit Time	Handicap	Penalty
1	11:46:42.536	11:46:42.536	11:48:39.261	1:56.725	1:56.725		
2	11:59:52.802	11:59:52.802	12:01:52.420	1:59.618	3:56.343		

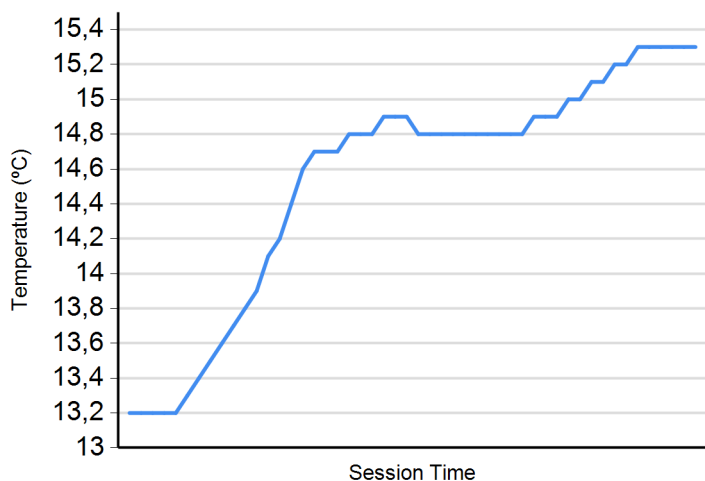




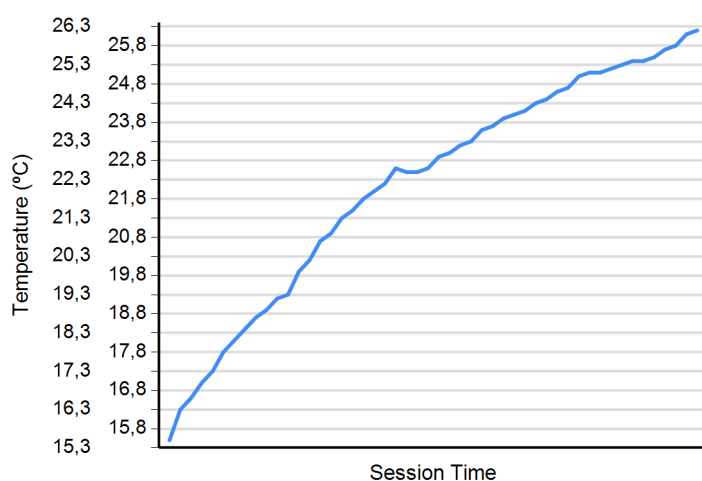
**Paul Ricard**  
**GT Cup Open Europe**  
**Free Practice - 1**  
**Weather Report**



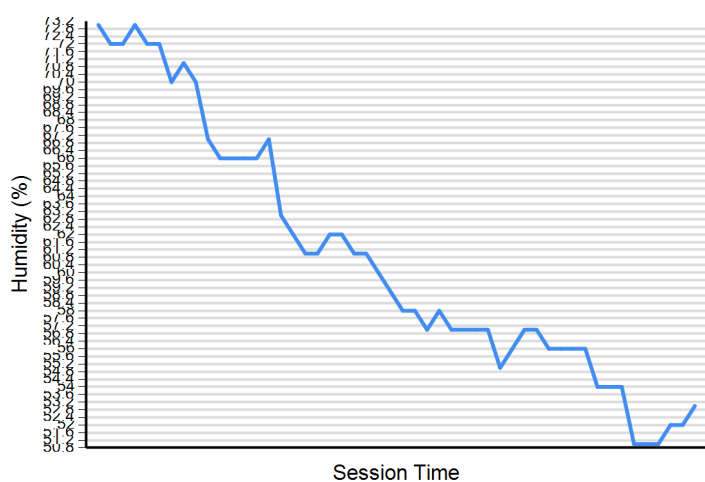
**Air Temperature**



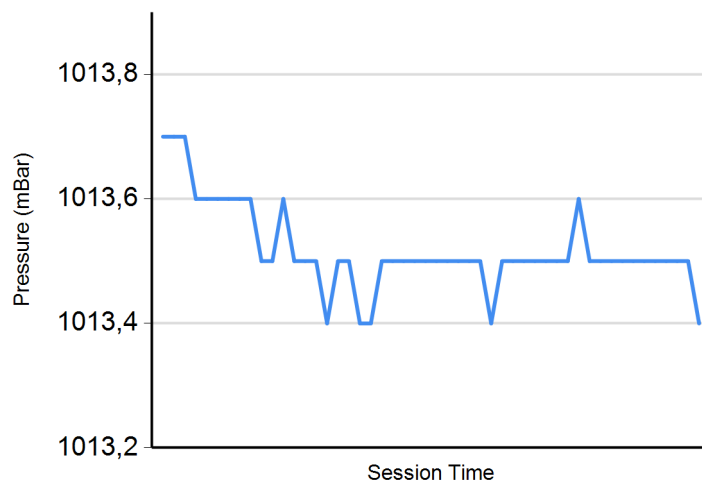
**Track Temperature**



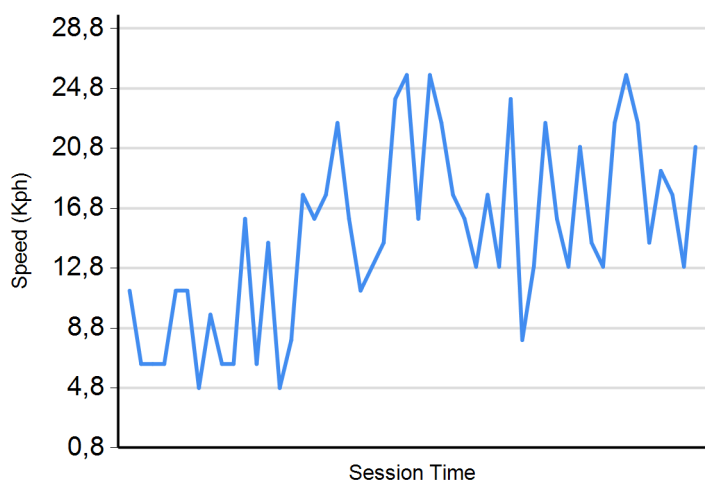
**Humidity**



**Pressure**



**Wind Speed**



**Wind direction**

North = 0°/360° Est = 90° South = 180° West = 270°

