

Spa Francorchamps
GT Cup Open Europe
Qualifying - 1 Driver - 1
Provisional Results



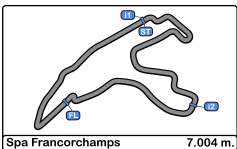
Cls	Nº	Entrant/Team	Nat	Driver 1	Nat	Driver 2	Nat	Vehicle	Cat	Cls	Laps	Best	Time	Gap	Interval	Km/h
1	3	EMG Motorsport		Nicolas Vandierendonck		<u>Bas Schouten</u>		Porsche 991 Cup MY 2018	PROAM	1	9	8	2:26.789			171.7
2	18	Teo Martin Motorsport		<u>Guillem Pujéu</u>		Faust Salom		McLaren 570S	SILVER	1	9	7	2:27.182	0.393	0.393	171.3
3	22	Niki Leutwiler/PZ OBERER		Niki Leutwiler			-	Porsche 911 Cup MY 2018	AM	1	8	8	2:27.564	0.775	0.382	170.8
4	10	Baporo Motorsport		Manel Cerqueda			-	Audi R8 LMS	AM	2	8	7	2:27.696	0.907	0.132	170.7
5	12	Antonelli MotorSport		Glauco Solieri			-	Lamborghini Huracan Super Trofeo	AM	3	9	7	2:28.051	1.262	0.355	170.3
6	37	EMG Motorsport		John De Wilde			-	Porsche 991 Cup MY 2018	AM	4	9	7	2:28.543	1.754	0.492	169.7
7	13	Baporo Motorsport		Jaume Font			-	Porsche 991 Cup MY 2018	AM	5	8	5	2:28.811	2.022	0.268	169.4
8	19	Duell Race		<u>Fernando Navarrete</u>		Stefano Bozzoni		Porsche 991 Cup MY 2018	PROAM	2	8	7	2:28.819	2.030	0.008	169.4
9	81	Tsunami RT		<u>Lino Curti</u>		Carlo Curti		Porsche 991 Cup gen II MY 2018	PROAM	3	9	9	2:29.090	2.301	0.271	169.1
10	32	Victor Colome/Three Sixty		<u>Fernando Fortes</u>		Julio Martini		Mercedes AMG R	AM	6	8	8	2:29.729	2.940	0.639	168.4
11	27	Vincenzo Sospiri Racing		JP Mauro		<u>Rodolfo Toni</u>		Lamborghini Huracan Super Trofeo	AM	7	8	7	2:29.756	2.967	0.027	168.3
12	7	Teo Martin Motorsport		<u>Marc De Fulgencio</u>		Thiago Vivacqua		McLaren 570S	SILVER	2	9	6	2:30.669	3.880	0.913	167.3
13	11	Duell Race		<u>Eugenio Pisani</u>		Mark Speakerwas		Porsche 991 Cup MY 2018	PROAM	4	2	2	2:32.414	5.625	1.745	165.4
14	919	Mirage Racing		<u>Philippe Haezebrouck</u>		Philippe Bourgois		Alpine A110	AM	8	9	9	2:33.012	6.223	0.598	164.7
15	71	Martinet By Almeras		Pierre Martinet		<u>G�rard Tremblay</u>		Porsche 991 Cup MY 2017	AM	9	8	7	2:35.381	8.592	2.369	162.2
16	2	Sports and You		<u>Marcio Basso</u>		Louren�o Da Veiga		Mercedes AMG R	PROAM	5	8	5	2:40.740	13.951	5.359	156.8

CAR 19 TIME 2:29.348 DELETED TRACK LIMITS AT T1B

Published at:.....

Track Temp: 18.9  C Air Temp: 12.9  C Humidity: 65 % Track Status: WET

Stewards:	Race Director:	Timekeeper:
-----------	----------------	-------------



Spa Francorchamps
GT Cup Open Europe
Qualifying - 1 Driver - 1
Provisional Results by Class



Cls	Nº	Entrant/Team	Nat	Driver 1	Nat	Status	Driver 2	Nat	Status	Vehicle	Cat	Cls	Laps	Best	Time	Gap	Interval	Km/h
SILVER																		
1	18	Teo Martin Motorsport	ESP	<u>Guillem Pujéu</u>	ESP		Faust Salom	ESP		McLaren 570S	SILVER	1	9	7	2:27.182			171.3
2	7	Teo Martin Motorsport	ESP	<u>Marc De Fulgencio</u>	ESP		Thiago Vivacqua	BRA		McLaren 570S	SILVER	2	9	6	2:30.669	3.487	3.487	167.3
PROAM																		
1	3	EMG Motorsport	BEL	Nicolas Vandierendonck	BEL		<u>Bas Schouten</u>	NLD		Porsche 991 Cup MY 2018	PROAM	1	9	8	2:26.789			171.7
2	19	Duell Race	ESP	<u>Fernando Navarrete</u>	ESP		Stefano Bozzoni	ITA		Porsche 991 Cup MY 2018	PROAM	2	8	7	2:28.819	2.030	2.030	169.4
3	81	Tsunami RT	ITA	<u>Lino Curti</u>	ITA		Carlo Curti	ITA		Porsche 991 Cup gen II MY 2018	PROAM	3	9	9	2:29.090	2.301	0.271	169.1
4	11	Duell Race	ITA	<u>Eugenio Pisani</u>	ITA		Mark Speakerwas	ITA		Porsche 991 Cup MY 2018	PROAM	4	2	2	2:32.414	5.625	3.324	165.4
5	2	Sports and You	PRT	<u>Marcio Basso</u>	BRA		Lourenço Da Veiga	PRT		Mercedes AMG R	PROAM	5	8	5	2:40.740	13.951	8.326	156.8
AM																		
1	22	Niki Leutwiler/PZ OBERER	CHE	Niki Leutwiler	CHE					Porsche 911 Cup MY 2018	AM	1	8	8	2:27.564			170.8
2	10	Baporo Motorsport	ESP	Manel Cerqueda	AND					Audi R8 LMS	AM	2	8	7	2:27.696	0.132	0.132	170.7
3	12	Antonelli MotorSport	ITA	Glauco Solieri	ITA					Lamborghini Huracan Super Trofeo	AM	3	9	7	2:28.051	0.487	0.355	170.3
4	37	EMG Motorsport	BEL	John De Wilde	BEL					Porsche 991 Cup MY 2018	AM	4	9	7	2:28.543	0.979	0.492	169.7
5	13	Baporo Motorsport	ESP	Jaume Font	ESP					Porsche 991 Cup MY 2018	AM	5	8	5	2:28.811	1.247	0.268	169.4
6	32	Victor Colome/Three Sixty	ESP	<u>Fernando Fortes</u>	BRA		Julio Martini	BRA		Mercedes AMG R	AM	6	8	8	2:29.729	2.165	0.918	168.4
7	27	Vincenzo Sospiri Racing	ITA	JP Mauro	BRA		<u>Rodolfo Toni</u>	BRA		Lamborghini Huracan Super Trofeo	AM	7	8	7	2:29.756	2.192	0.027	168.3
8	919	Mirage Racing	FRA	<u>Philippe Haezebrouck</u>	FRA		Philippe Bourgois	FRA		Alpine A110	AM	8	9	9	2:33.012	5.448	3.256	164.7
9	71	Martinet By Almeras	FRA	Pierre Martinet	FRA		<u>Gérard Tremblay</u>	FRA		Porsche 991 Cup MY 2017	AM	9	8	7	2:35.381	7.817	2.369	162.2

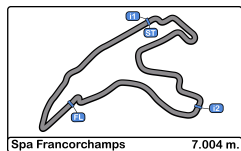
Published at:.....

Track Temp: 18.9 °C Air Temp: 12.9 °C Humidity: 65 % Track Status: WET

Stewards:

Race Director:

Timekeeper:



Spa Francorchamps
GT Cup Open Europe
Qualifying - 1 Driver - 1
Lap Analysis



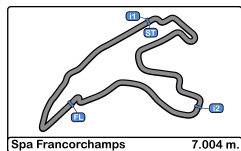
2		1 Marcio Basso					Mercedes AMG R								
PROAM		2 Lourenço Da Veiga					Sports and You								
Lap	D	Time	Sector 1	Sector 2	Sector 3	T. Spd	Elapsed	Lap	D	Time	Sector 1	Sector 2	Sector 3	T. Spd	Elapsed
1	1	10:22:43.884	10:20:32.079	1:24.021	47.784	191.4	10:22:43.884	1	1	10:22:07.579	10:20:01.001	1:22.460	44.118	180.3	10:22:07.579
2	1	2:44.026	46.728	1:15.096	42.202	194.9	10:25:27.910	2	1	2:33.518	43.754	1:10.782	38.982	246.0	10:24:41.097
3	1	2:50.745 P	45.170	1:12.577	52.998	239.4	10:28:18.655	3	1	2:29.645	42.453	1:08.753	38.439	250.0	10:27:10.742
4	1	7:41.185	5:42.694	1:16.122	42.369	203.7	10:35:59.840	4	1	3:21.865 P	42.696	1:31.600	1:07.569	183.0	10:30:32.607
5	1	2:40.740	45.076	1:12.995	42.669	237.3	10:38:40.580	5	1	5:06.413	3:14.528	1:12.501	39.384	223.6	10:35:39.020
6	1	2:43.290	45.554	1:14.895	42.841	235.8	10:41:23.870	6	1	2:28.976	42.533	1:07.861	38.582	251.1	10:38:07.996
7	1	2:47.995	44.943	1:17.342	45.710	238.4	10:44:11.865	7	1	2:28.051	41.705	1:07.829	38.517	250.5	10:40:36.047
8	1	2:43.295	45.479	1:14.408	43.408	236.8	10:46:55.160	8	1	2:39.113	41.877	1:12.392	44.844	249.4	10:43:15.160

3		1 Nicolas Vandierendonck					Porsche 991 Cup MY 2018								
		PROAM 2 Bas Schouten					EMG Motorsport								
Lap	D	Time	Sector 1	Sector 2	Sector 3	T. Spd	Elapsed	Lap	D	Time	Sector 1	Sector 2	Sector 3	T. Spd	Elapsed
1	1	10:21:50.789	10:19:46.194	1:22.215	42.380	146.1	10:21:50.789	1	1	10:23:08.717	10:20:59.980	1:21.987	46.750	172.8	10:23:08.717
2	1	2:35.101	43.558	1:12.965	38.578	240.5	10:24:25.890	2	1	2:32.470	44.244	1:09.319	38.907	242.1	10:25:41.187
3	1	2:27.379	41.945	1:07.265	38.169	246.0	10:26:53.269	3	1	2:45.843 P	42.540	1:07.809	55.494	247.1	10:28:27.030
4	1	3:02.579 P	41.825	1:20.814	59.940	246.0	10:29:55.848	4	1	7:55.525	5:56.284	1:18.768	40.473	146.5	10:36:22.555
5	2	5:51.634	4:02.326	1:10.591	38.717	217.3	10:35:47.482	5	1	2:28.811	42.172	1:07.750	38.889	247.7	10:38:51.366
6	2	2:36.996	41.549	1:11.637	43.810	250.5	10:38:24.478	6	1	2:29.202	42.468	1:07.693	39.041	248.2	10:41:20.568
7	2	2:27.176	41.648	1:07.100	38.428	248.8	10:40:51.654	7	1	2:44.169	42.422	1:17.381	44.366	244.8	10:44:04.737
8	2	2:26.789	41.811	1:06.872	38.106	248.2	10:43:18.443	8	1	2:29.082	42.350	1:07.943	38.789	247.1	10:46:33.819
9	2	2:47.855	43.508	1:19.331	45.016	192.8	10:46:06.298								

7		1 Marc De Fulgencio					McLaren 570S								
SILVER			2 Thiago Vivacqua				Teo Martin Motorsport								
Lap	D	Time	Sector 1	Sector 2	Sector 3	T. Spd	Elapsed	Lap	D	Time	Sector 1	Sector 2	Sector 3	T. Spd	Elapsed
1	1	10:22:27.610	10:20:06.322	1:29.683	51.605	139.5	10:22:27.610	1	1	10:22:31.992	10:20:08.489	1:30.018	53.485	149.3	10:22:31.992
2	1	2:47.518	50.250	1:16.010	41.258	201.4	10:25:15.128	2	2	2:33.247	44.226	1:09.756	39.265	244.8	10:25:05.239
3	1	2:35.858	42.839	1:10.820	42.199	238.4	10:27:50.986	3	2	2:29.679	42.484	1:08.226	38.969	251.7	10:27:34.918
4	1	3:52.816 P	1:13.491	1:32.571	1:06.754	130.1	10:31:43.802	4	2	3:19.088 P	44.765	1:31.202	1:03.121	157.4	10:30:54.006
5	1	4:33.922	2:40.488	1:13.620	39.814	177.0	10:36:17.724	5	2	5:39.816	3:46.246	1:08.657	44.913	243.2	10:36:33.822
6	1	2:30.669	42.237	1:09.322	39.110	248.2	10:38:48.393	6	2	2:27.666	41.415	1:07.846	38.405	253.5	10:38:48.393
7	1	2:32.972	41.578	1:09.695	41.699	251.1	10:41:21.365	7	2	2:27.182	41.475	1:07.758	37.949	252.9	10:41:21.365
8	1	2:36.015	41.605	1:14.093	40.317	255.9	10:43:57.380	8	2	2:40.680	41.587	1:15.332	43.761	252.9	10:43:57.380
9	1	2:31.829	42.155	1:09.523	40.151	251.7	10:46:29.209	9	2	2:28.175	41.241	1:08.027	38.907	252.9	10:46:29.209

10							1 Manel Cerqueda							Audi R8 LMS						
AM							2							Baporo Motorsport						
Lap	D	Time		Sector 1		Sector 2		Sector 3		T. Spd		Elapsed								
1		10:22:42.275		10:20:34.377		1:23.058		44.840		128.7		10:22:42.275								
2		2:41.488		46.354		1:13.932		41.202		171.4		10:25:23.763								
3		2:45.372 P		42.879		1:10.024		52.469		250.0		10:28:09.135								
4		7:46.792		5:54.732		1:12.295		39.765		225.9		10:35:55.927								
5		2:30.249		42.138		1:09.419		38.692		253.5		10:38:26.176								
6		2:28.153		41.628		1:07.838		38.687		253.5		10:40:54.329								
7		2:27.696		41.840		1:07.557		38.299		252.9		10:43:22.025								
8		2:36.122		41.745		1:08.456		45.921		255.3		10:45:58.147								

11		1 Eugenio Pisani				Porsche 991 Cup MY 2018			
PROAM		2 Mark Speakerwas				Duell Race			
Lap	D	Time	Sector 1	Sector 2	Sector 3	T. Spd	Elapsed		
1	1	10:21:34.976	10:19:39.157	1:15.369	40.450	189.8	10:21:34.976		
2	1	2:32.414	43.540	1:09.639	39.235	242.1	10:24:07.390		
3	1		42.673	1:10.513		243.7			



Spa Francorchamps
GT Cup Open Europe
Qualifying - 1 Driver - 1
Lap Analysis



22

1 Niki Leutwiler Porsche 911 Cup MY 2018

AM 2 Niki Leutwiler/PZ OBERER ZURICHSEE by T

Lap	D	Time	Sector 1	Sector 2	Sector 3	T. Spd	Elapsed
1	1	10:23:34.476	10:21:30.350	1:20.244	43.882	149.3	10:23:34.476
2	2	2:31.555	42.902	1:10.419	38.234	246.5	10:26:06.031
3	2	2:52.014 P	41.920	1:08.857	1:01.237	250.5	10:28:58.045
4	2	6:55.701	4:59.987	1:13.211	42.503	231.7	10:35:53.746
5	2	2:44.239	45.905	1:13.835	44.499	190.4	10:38:37.985
6	2	2:29.946	42.016	1:07.525	40.405	251.1	10:41:07.931
7	2	2:44.675	41.788	1:21.363	41.524	251.7	10:43:52.606
8	2	2:27.564	41.705	1:07.720	38.139	252.9	10:46:20.170

27

1 JP Mauro Lamborghini Huracan Super Trofeo Evo

AM 2 Rodolfo Toni Vincenzo Sospiri Racing

Lap	D	Time	Sector 1	Sector 2	Sector 3	T. Spd	Elapsed
1	1	10:22:37.829	10:20:12.643	1:29.344	55.842	166.9	10:22:37.829
2	1	2:39.321	47.072	1:12.265	39.984	228.3	10:25:17.150
3	1	2:32.829	43.021	1:09.328	40.480	248.2	10:27:49.979
4	2	7:43.282	5:51.754	1:12.020	39.508	221.7	10:35:33.261
5	2	2:47.600	42.421	1:08.202	56.977	251.7	10:38:20.861
6	2	2:40.020	42.458	1:09.778	47.784	254.1	10:41:00.881
7	2	2:29.756	42.397	1:08.223	39.136	252.3	10:43:30.637
8	2	2:30.215	42.109	1:08.705	39.401	252.3	10:46:00.852

32

1 Fernando Fortes Mercedes AMG R

AM 2 Julio Martini Victor Colome/Three Sixty Racing Team

Lap	D	Time	Sector 1	Sector 2	Sector 3	T. Spd	Elapsed
1	1	10:22:35.269	10:20:09.114	1:30.855	55.300	140.0	10:22:35.269
2	1	2:45.938	47.319	1:13.286	45.333	210.5	10:25:21.207
3	1	2:38.135	43.045	1:10.045	45.045	241.0	10:27:59.342
4	1	7:47.126	5:47.464	1:17.864	41.798	200.7	10:35:46.468
5	1	2:30.455	42.390	1:08.581	39.484	255.3	10:38:16.923
6	1	2:31.191	42.547	1:09.210	39.434	251.1	10:40:48.114
7	1	2:30.160	42.240	1:08.456	39.464	248.8	10:43:18.274
8	1	2:29.729	42.232	1:08.285	39.212	248.2	10:45:48.003

37

1 John De Wilde Porsche 991 Cup MY 2018

AM 2 EMG Motorsport

Lap	D	Time	Sector 1	Sector 2	Sector 3	T. Spd	Elapsed
1	1	10:21:57.749	10:19:48.486	1:25.809	43.454	167.7	10:21:57.749
2	2	2:39.491	47.598	1:12.344	39.549	227.8	10:24:37.240
3	2	2:30.393	42.649	1:08.697	39.047	246.5	10:27:07.633
4	2	3:18.278 P	42.433	1:24.383	1:11.462	196.3	10:30:25.911
5	2	6:01.751	4:06.669	1:11.994	43.088	230.7	10:36:27.662
6	2	2:29.254	42.278	1:08.134	38.842	247.7	10:38:56.916
7	2	2:28.543	42.000	1:07.837	38.706	248.8	10:41:25.459
8	2	2:52.954	46.334	1:21.265	45.355	171.7	10:44:18.413
9	2	2:47.941	42.115	1:14.950	50.876	248.8	10:47:06.354

71

1 Pierre Martinet Porsche 991 Cup MY 2017

AM 2 Gérard Tremblay Martinet By Almeras

Lap	D	Time	Sector 1	Sector 2	Sector 3	T. Spd	Elapsed
1	1	10:22:12.392	10:19:55.474	1:29.516	47.402	148.9	10:22:12.392
2	1	2:43.175	46.352	1:15.086	41.737	216.4	10:24:55.567
3	2	2:38.611	44.418	1:12.903	41.290	235.8	10:27:34.178
4	2	3:25.431 P	49.698	1:28.198	1:07.535	206.8	10:30:59.609
5	2	5:05.085	3:08.782	1:14.727	41.576	208.4	10:36:04.694
6	2	2:37.334	44.504	1:12.317	40.513	237.3	10:38:42.028
7	2	2:35.381	44.163	1:11.216	40.002	242.1	10:41:17.409
8	2	3:26.377 P	43.738	1:39.869	1:02.770	241.6	10:44:43.786

81

1 Lino Curti Porsche 991 Cup gen II MY 2018

PROAM 2 Carlo Curti Tsunami RT

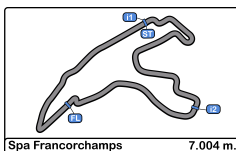
Lap	D	Time	Sector 1	Sector 2	Sector 3	T. Spd	Elapsed
1	1	10:22:24.793	10:20:00.690	1:32.272	51.831	135.1	10:22:24.793
2	1	2:33.456	43.993	1:10.273	39.190	242.1	10:24:58.249
3	1	2:31.057	42.791	1:09.171	39.095	247.7	10:27:29.306
4	1	3:10.558 P	46.939	1:25.421	58.198	140.8	10:30:39.864
5	1	5:03.101	3:07.901	1:15.114	40.086	196.0	10:35:42.965
6	1	2:29.773	42.583	1:08.365	38.825	247.1	10:38:12.738
7	1	2:29.684	42.282	1:08.247	39.155	244.8	10:40:42.422
8	1	2:29.436	42.352	1:08.420	38.664	246.0	10:43:11.858
9	1	2:29.090	42.382	1:07.867	38.841	246.0	10:45:40.948

919

1 Philippe Haezebrouck Alpine A110

AM 2 Philippe Bourgois Mirage Racing

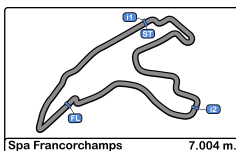
Lap	D	Time	Sector 1	Sector 2	Sector 3	T. Spd	Elapsed
1	1	10:22:08.523	10:19:57.121	1:27.259	44.143	145.7	10:22:08.523
2	1	2:38.507	44.910	1:12.868	40.729	236.3	10:24:47.030
3	1	2:36.189	43.970	1:11.083	41.136	238.9	10:27:23.219
4	1	3:11.887 P	46.683	1:15.602	1:09.602	224.0	10:30:35.106
5	1	5:19.283	3:23.142	1:14.224	41.917	196.7	10:35:54.389
6	1	2:36.631	44.316	1:11.290	41.025	232.2	10:38:31.020
7	1	2:37.114	43.627	1:10.588	42.899	239.4	10:41:08.134
8	1	2:37.313	43.908	1:13.303	40.102	240.5	10:43:45.447
9	1	2:33.012	43.201	1:09.602	40.209	240.0	10:46:18.459



Spa Francorchamps
GT Cup Open Europe
Qualifying - 1 Driver - 1
Best Sectors Results



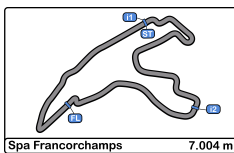
	Sector - 1				Sector - 2				Sector - 3				Ideal Lap vs Best Lap					
Clas	Nº	Driver	Time	Nº	Driver	Time	Nº	Driver	Time	Clas	Nº	Driver	Ideal Lap	Best Lap	Clas			
1	18	Guillem Pujeu	41.241	3	Bas Schouten	1:06.872	18	Guillem Pujeu	37.949	1	3	Bas Schouten	2:26.527	2:26.789	1			
2	3	Bas Schouten	41.549	22	Niki Leutwiler	1:07.525	3	Bas Schouten	38.106	2	18	Guillem Pujeu	2:26.948	2:27.182	2			
3	7	Marc De Fulgencio	41.578	10	Manel Cerqueda	1:07.557	22	Niki Leutwiler	38.139	3	22	Niki Leutwiler	2:27.369	2:27.564	3			
4	10	Manel Cerqueda	41.628	13	Jaume Font	1:07.693	10	Manel Cerqueda	38.299	4	10	Manel Cerqueda	2:27.484	2:27.696	4			
5	22	Niki Leutwiler	41.705	19	Fernando Navarrete	1:07.708	19	Fernando Navarrete	38.429	5	12	Glauco Solieri	2:27.973	2:28.051	5			
6	12	Glauco Solieri	41.705	18	Guillem Pujeu	1:07.758	12	Glauco Solieri	38.439	6	19	Fernando Navarrete	2:28.230	2:28.819	8			
7	37	John De Wilde	42.000	12	Glauco Solieri	1:07.829	81	Lino Curti	38.664	7	37	John De Wilde	2:28.543	2:28.543	6			
8	19	Fernando Navarrete	42.093	37	John De Wilde	1:07.837	37	John De Wilde	38.706	8	13	Jaume Font	2:28.654	2:28.811	7			
9	27	Rodolfo Toni	42.109	81	Lino Curti	1:07.867	13	Jaume Font	38.789	9	81	Lino Curti	2:28.813	2:29.090	9			
10	13	Jaume Font	42.172	27	Rodolfo Toni	1:08.202	7	Marc De Fulgencio	39.110	10	27	Rodolfo Toni	2:29.447	2:29.756	11			
11	32	Fernando Fortes	42.232	32	Fernando Fortes	1:08.285	27	Rodolfo Toni	39.136	11	32	Fernando Fortes	2:29.729	2:29.729	10			
12	81	Lino Curti	42.282	7	Marc De Fulgencio	1:09.322	32	Fernando Fortes	39.212	12	7	Marc De Fulgencio	2:30.010	2:30.669	12			
13	11	Eugenio Pisani	42.673	919	Philippe Haezebrouck	1:09.602	11	Eugenio Pisani	39.235	13	11	Eugenio Pisani	2:31.547	2:32.414	13			
14	919	Philippe Haezebrouck	43.201	11	Eugenio Pisani	1:09.639	71	Gérard Tremblay	40.002	14	919	Philippe Haezebrouck	2:32.905	2:33.012	14			
15	71	Gérard Tremblay	43.738	71	Gérard Tremblay	1:11.216	919	Philippe Haezebrouck	40.102	15	71	Gérard Tremblay	2:34.956	2:35.381	15			
16	2	Marcio Basso	44.943	2	Marcio Basso	1:12.577	2	Marcio Basso	42.202	16	2	Marcio Basso	2:39.722	2:40.740	16			



Spa Francorchamps
GT Cup Open Europe
Qualifying - 1 Driver - 1
Best 5 Lap Times




Cl	N°	Entrant/Team	Nat	Driver 1	Nat	Status	Driver 2	Nat	Status	Vehicle	Cat	Cl	Best 1		Best 2		Best 3		Best 4		Best 5	
													Time	Lap	Time	Lap	Time	Lap	Time	Lap	Time	Lap
1	3	EMG Motorsport		Nicolas Vandierendonck			<u>Bas Schouten</u>			Porsche 991 Cup MY 201	PROAM	1	2:26.789	8	2:27.176	7	2:27.379	3	2:35.101	2	2:36.996	6
2	18	Teo Martin Motorsport		<u>Guillem Pujeu</u>			Faust Salom			McLaren 570S	SILVER	1	2:27.182	7	2:27.666	6	2:28.175	9	2:29.679	3	2:33.247	2
3	22	Niki Leutwiler/PZ OBERER		Niki Leutwiler						Porsche 911 Cup MY 201	AM	1	2:27.564	8	2:29.946	6	2:31.555	2	2:44.239	5	2:44.675	7
4	10	Baporo Motorsport		Manel Cerqueda						Audi R8 LMS	AM	2	2:27.696	7	2:28.153	6	2:30.249	5	2:36.122	8	2:41.488	2
5	12	Antonelli MotorSport		Glauco Solieri						Lamborghini Huracan Super	AM	3	2:28.051	7	2:28.976	6	2:29.645	3	2:33.518	2	2:33.685	9
6	37	EMG Motorsport		John De Wilde						Porsche 991 Cup MY 201	AM	4	2:28.543	7	2:29.254	6	2:30.393	3	2:39.491	2	2:47.941	9
7	13	Baporo Motorsport		Jaume Font						Porsche 991 Cup MY 201	AM	5	2:28.811	5	2:29.082	8	2:29.202	6	2:32.470	2	2:44.169	7
8	19	Duell Race		<u>Fernando Navarrete</u>			Stefano Bozzoni			Porsche 991 Cup MY 201	PROAM	2	2:28.819	7	2:28.891	6	2:29.630	8	2:32.342	2	6:40.637	4
9	81	Tsunami RT		<u>Lino Curti</u>			Carlo Curti			Porsche 991 Cup gen II MY	PROAM	3	2:29.090	9	2:29.436	8	2:29.684	7	2:29.773	6	2:31.057	3
10	32	Victor Colome/Three Sixty		<u>Fernando Fortes</u>			Julio Martini			Mercedes AMG R	AM	6	2:29.729	8	2:30.160	7	2:30.455	5	2:31.191	6	2:45.938	2
11	27	Vincenzo Sospiri Racing		JP Mauro			<u>Rodolfo Toni</u>			Lamborghini Huracan Super	AM	7	2:29.756	7	2:30.215	8	2:39.321	2	2:40.020	6	2:47.600	5
12	7	Teo Martin Motorsport		<u>Marc De Fulgencio</u>			Thiago Vivacqua			McLaren 570S	SILVER	2	2:30.669	6	2:31.829	9	2:32.972	7	2:36.015	8	2:47.518	2
13	11	Duell Race		<u>Eugenio Pisani</u>			Mark Speakerwas			Porsche 991 Cup MY 201	PROAM	4	2:32.414	2								
14	919	Mirage Racing		<u>Philippe Haezebrouck</u>			Philippe Bourgois			Alpine A110	AM	8	2:33.012	9	2:36.189	3	2:36.631	6	2:37.114	7	2:37.313	8
15	71	Martinet By Almeras		Pierre Martinet			<u>G�rard Tremblay</u>			Porsche 991 Cup MY 201	AM	9	2:35.381	7	2:37.334	6	2:38.611	3	2:43.175	2	3:26.377	8
16	2	Sports and You		<u>Marcio Basso</u>			Louren�o Da Veiga			Mercedes AMG R	PROAM	5	2:40.740	5	2:43.290	6	2:43.295	8	2:44.026	2	2:47.995	7



Spa Francorchamps
GT Cup Open Europe
Qualifying - 1 Driver - 1
Best 5 Top Speeds



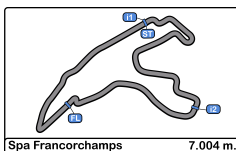
Cl	N°	Entrant/Team	Nat	Driver 1	Nat	Status	Driver 2	Nat	Status	Vehicle	Cat	Cl	Top 1		Top 2		Top 3		Top 4		Top 5		Avg
													Km/h	Lap	Km/h	Lap	Km/h	Lap	Km/h	Lap	Km/h	Lap	
1	7	Teo Martin Motorsport		Marc De Fulgencio		ESP	Thiago Vivacqua		BRA	McLaren 570S	SILVER	1	255.9	8	251.7	9	251.1	7	248.2	6	238.4	3	249.1
2	10	Baporo Motorsport		Manel Cerqueda		AND				Audi R8 LMS	AM	1	255.3	8	253.5	5	253.5	6	252.9	7	250.0	3	253.0
3	32	Victor Colome/Three Sixty		Fernando Fortes		BRA	Julio Martini		BRA	Mercedes AMG R	AM	2	255.3	5	251.1	6	248.8	7	248.2	8	241.0	3	248.9
4	27	Vincenzo Sospiri Racing		JP Mauro		BRA	Rodolfo Toni		BRA	Lamborghini Huracan Super	AM	3	254.1	6	252.3	7	252.3	8	251.7	5	248.2	3	251.7
5	18	Teo Martin Motorsport		Guillem Pujeu		ESP	Faust Salom		ESP	McLaren 570S	SILVER	2	253.5	6	252.9	7	252.9	8	252.9	9	251.7	3	252.8
6	22	Niki Leutwiler/PZ OBERER		Niki Leutwiler		CHE				Porsche 911 Cup MY 201	AM	4	252.9	8	251.7	7	251.1	6	250.5	3	246.5	2	250.5
7	12	Antonelli MotorSport		Glauco Solieri		ITA				Lamborghini Huracan Super	AM	5	251.1	6	250.5	7	250.0	3	249.4	8	248.8	9	250.0
8	3	EMG Motorsport		Nicolas Vandierendonck		BEL	Bas Schouten		NLD	Porsche 991 Cup MY 201	PROAM	1	250.5	6	248.8	7	248.2	8	246.0	3	246.0	4	247.9
9	37	EMG Motorsport		John De Wilde		BEL				Porsche 991 Cup MY 201	AM	6	248.8	7	248.8	9	247.7	6	246.5	3	230.7	5	244.5
10	13	Baporo Motorsport		Jaume Font		ESP				Porsche 991 Cup MY 201	AM	7	248.2	6	247.7	5	247.1	3	247.1	8	244.8	7	247.0
11	19	Duell Race		Fernando Navarrete		ESP	Stefano Bozzoni		ITA	Porsche 991 Cup MY 201	PROAM	2	248.2	8	247.7	6	245.4	5	242.1	2	236.8	7	244.0
12	81	Tsunami RT		Lino Curti		ITA	Carlo Curti		ITA	Porsche 991 Cup gen II MY	PROAM	3	247.7	3	247.1	6	246.0	8	246.0	9	244.8	7	246.3
13	11	Duell Race		Eugenio Pisani		ITA	Mark Speakerwas		ITA	Porsche 991 Cup MY 201	PROAM	4	243.7	3	242.1	2	189.8	1					225.2
14	71	Martinet By Almeras		Pierre Martinet		FRA	G�rard Tremblay		FRA	Porsche 991 Cup MY 201	AM	8	242.1	7	241.6	8	237.3	6	235.8	3	216.4	2	234.6
15	919	Mirage Racing		Philippe Haezebrouck		FRA	Philippe Bourgois		FRA	Alpine A110	AM	9	240.5	8	240.0	9	239.4	7	238.9	3	236.3	2	239.0
16	2	Sports and You		Marcio Basso		BRA	Louren�o Da Veiga		PRT	Mercedes AMG R	PROAM	5	239.4	3	238.4	7	237.3	5	236.8	8	235.8	6	237.5



Spa Francorchamps
GT Cup Open Europe
Qualifying - 1 Driver - 1
Fastest Laps Sequence



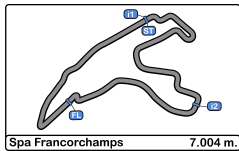
Lap	Time of Day	Session Time	Nº	Entrant/Team	Nat	Driver 1	Nat	Status	Driver 2	Nat	Status	Vehicle	Cat	Time	Km/h
2	10:24:07.390	5:07.390	11	Duell Race		<u>Eugenio Pisani</u>		ITA	Mark Speakerwas		ITA	Porsche 991 Cup MY 2018	PROAM	2:32.414	165.4
2	10:24:12.426	5:12.426	19	Duell Race		<u>Fernando Navarrete</u>		ESP	Stefano Bozzoni		ITA	Porsche 991 Cup MY 2018	PROAM	2:32.342	165.5
2	10:26:06.031	7:06.031	22	Niki Leutwiler/PZ OBERER		Niki Leutwiler		CHE			-	Porsche 911 Cup MY 2018	AM	2:31.555	166.3
3	10:26:53.269	7:53.269	3	EMG Motorsport		<u>Nicolas</u>		BEL	Bas Schouten		NLD	Porsche 991 Cup MY 2018	PROAM	2:27.379	171.0
7	10:40:51.654	21:51.654	3	EMG Motorsport		Nicolas Vandierendonck		BEL	<u>Bas Schouten</u>		NLD	Porsche 991 Cup MY 2018	PROAM	2:27.176	171.3
8	10:43:18.443	24:18.443	3	EMG Motorsport		Nicolas Vandierendonck		BEL	<u>Bas Schouten</u>		NLD	Porsche 991 Cup MY 2018	PROAM	2:26.789	171.7



Spa Francorchamps
GT Cup Open Europe
Qualifying - 1 Driver - 1
Event Best Maximum Speed



Nº	Entrant/Team	Nat	Driver 1	Nat	Status	Driver 2	Nat	Status	Vehicle	Cat	Km/h	Session
19	Duell Race	ITA	Fernando Navarrete	ESP		Stefano Bozzoni	ITA		Porsche 991 Cup MY 2018	PROAM	259.6	Free Practice - 1
7	Teo Martin Motorsport	ESP	Marc De Fulgencio	ESP		Thiago Vivacqua	BRA		McLaren 570S	SILVER	255.9	Free Practice - 1
18	Teo Martin Motorsport	ESP	Guillem Pujeu	ESP		Faust Salom	ESP		McLaren 570S	SILVER	255.9	Free Practice - 1
32	Victor Colome/Three Sixty	ESP	Fernando Fortes	BRA		Julio Martini	BRA		Mercedes AMG R	AM	255.3	Qualifying - 1 Driver - 1
10	Baporo Motorsport	ESP	Manel Cerqueda	AND					Audi R8 LMS	AM	255.3	Qualifying - 1 Driver - 1
27	Vincenzo Sospiri Racing	ITA	JP Mauro	BRA		Rodolfo Toni	BRA		Lamborghini Huracan	AM	254.1	Qualifying - 1 Driver - 1
22	Niki Leutwiler/PZ OBERER	CHE	Niki Leutwiler	CHE					Porsche 911 Cup MY 2018	AM	252.9	Qualifying - 1 Driver - 1
6	Vincenzo Sospiri Racing	ITA	Hans-Peter Koller	CHE		Edoardo Liberati	ITA		Lamborghini Huracan	PROAM	251.7	Free Practice - 2
12	Antonelli MotorSport	ITA	Glauco Solieri	ITA					Lamborghini Huracan	AM	251.1	Free Practice - 1
3	EMG Motorsport	BEL	Nicolas Vandierendonck	BEL		Bas Schouten	NLD		Porsche 991 Cup MY 2018	PROAM	250.5	Qualifying - 1 Driver - 1
37	EMG Motorsport	BEL	John De Wilde	BEL					Porsche 991 Cup MY 2018	AM	248.8	Qualifying - 1 Driver - 1
13	Baporo Motorsport	ESP	Jaume Font	ESP					Porsche 991 Cup MY 2018	AM	248.2	Qualifying - 1 Driver - 1
81	Tsunami RT	ITA	Lino Curti	ITA		Carlo Curti	ITA		Porsche 991 Cup gen II	PROAM	247.7	Qualifying - 1 Driver - 1
11	Duell Race	ITA	Eugenio Pisani	ITA		Mark Speakerwas	ITA		Porsche 991 Cup MY 2018	PROAM	243.7	Qualifying - 1 Driver - 1
71	Martinet By Almeras	FRA	Pierre Martinet	FRA		Gérard Tremblay	FRA		Porsche 991 Cup MY 2017	AM	242.1	Qualifying - 1 Driver - 1
919	Mirage Racing	FRA	Philippe Haezebrouck	FRA		Philippe Bourgois	FRA		Alpine A110	AM	241.6	Free Practice - 1
2	Sports and You	PRT	Marcio Basso	BRA		Lourenço Da Veiga	PRT		Mercedes AMG R	PROAM	241.0	Free Practice - 1



Spa Francorchamps GT Cup Open Europe Qualifying - 1 Driver - 1 Pit Stop Analysis



2	Marcio Basso	PROAM	Sports and You
	Lourenço Da Veiga		Mercedes AMG R

Nr.	In Day Time	In Time	Out Time	Pit Time	T. Pit Time	Handicap	Penalty
1	10:28:13.440	10:28:13.440	10:33:29.929	5:16.489	5:16.489		

7	Marc De Fulgencio	SILVER	Teo Martin Motorsport
	Thiago Vivacqua		McLaren 570S

Nr.	In Day Time	In Time	Out Time	Pit Time	T. Pit Time	Handicap	Penalty
1	10:31:38.311	10:31:38.311	10:33:56.221	2:17.910	2:17.910		

10	Manel Cerqueda	AM	Baporo Motorsport
			Audi R8 LMS

Nr.	In Day Time	In Time	Out Time	Pit Time	T. Pit Time	Handicap	Penalty
1	10:28:04.006	10:28:04.006	10:33:33.538	5:29.532	5:29.532		

12	Glauco Solieri	AM	Antonelli MotorSport
			Lamborghini Huracan Super Trofeo Evo

Nr.	In Day Time	In Time	Out Time	Pit Time	T. Pit Time	Handicap	Penalty
1	10:30:25.726	10:30:25.726	10:33:13.744	2:48.018	2:48.018		

13	Jaume Font	AM	Baporo Motorsport
			Porsche 991 Cup MY 2018

Nr.	In Day Time	In Time	Out Time	Pit Time	T. Pit Time	Handicap	Penalty
1	10:28:21.149	10:28:21.149	10:33:52.348	5:31.199	5:31.199		

18	Guillem Pujeu	SILVER	Teo Martin Motorsport
	Faust Salom		McLaren 570S

Nr.	In Day Time	In Time	Out Time	Pit Time	T. Pit Time	Handicap	Penalty
1	10:30:48.786	10:30:48.786	10:34:12.460	3:23.674	3:23.674		

19	Fernando Navarrete	PROAM	Duell Race
	Stefano Bozzoni		Porsche 991 Cup MY 2018

Nr.	In Day Time	In Time	Out Time	Pit Time	T. Pit Time	Handicap	Penalty
1	10:29:06.877	10:29:06.877	10:33:15.979	4:09.102	4:09.102		

37	John De Wilde	AM	EMG Motorsport
			Porsche 991 Cup MY 2018

Nr.	In Day Time	In Time	Out Time	Pit Time	T. Pit Time	Handicap	Penalty
1	10:30:17.633	10:30:17.633	10:34:03.517	3:45.884	3:45.884		

71	Pierre Martinet	AM	Martinet By Almeras
	G�rard Tremblay		Porsche 991 Cup MY 2017

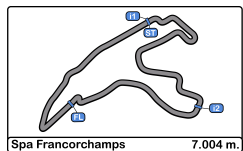
Nr.	In Day Time	In Time	Out Time	Pit Time	T. Pit Time	Handicap	Penalty
1	10:30:53.930	10:30:53.930	10:33:38.397	2:44.467	2:44.467		

81	Lino Curti	PROAM	Tsunami RT
	Carlo Curti		Porsche 991 Cup gen II MY 2018

Nr.	In Day Time	In Time	Out Time	Pit Time	T. Pit Time	Handicap	Penalty
1	10:30:34.523	10:30:34.523	10:33:12.849	2:38.326	2:38.326		

919	Philippe Haezebrouck	AM	Mirage Racing
	Philippe Bourgois		Alpine A110

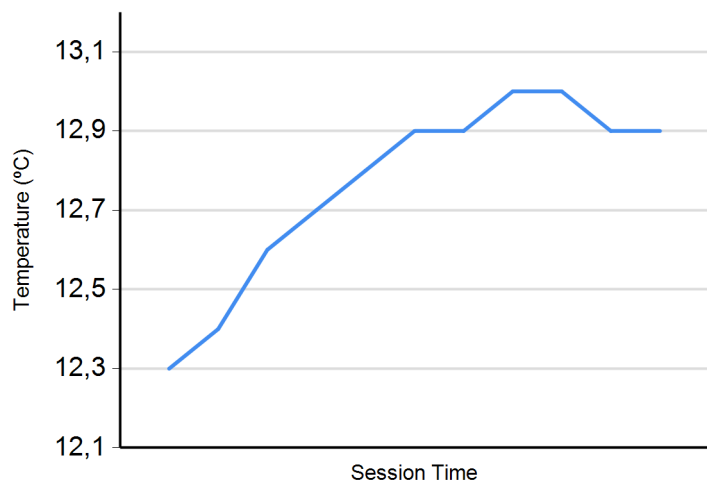
Nr.	In Day Time	In Time	Out Time	Pit Time	T. Pit Time	Handicap	Penalty
1	10:30:28.751	10:30:28.751	10:33:28.804	3:00.053	3:00.053		



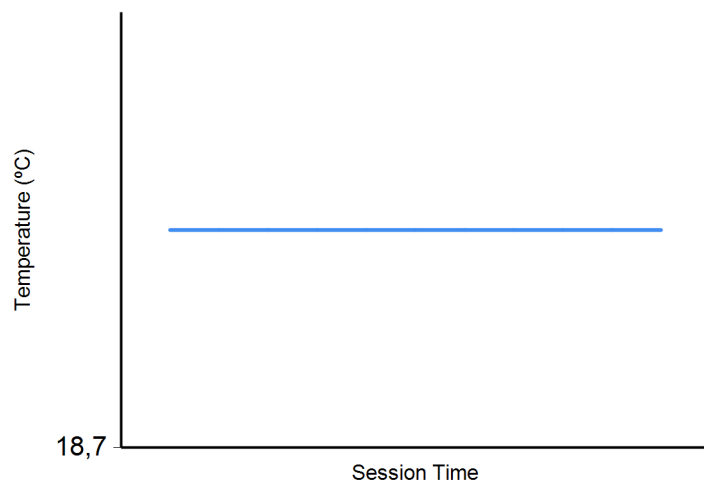
Spa Francorchamps
GT Cup Open Europe
Qualifying - 1 Driver - 1
Weather Report



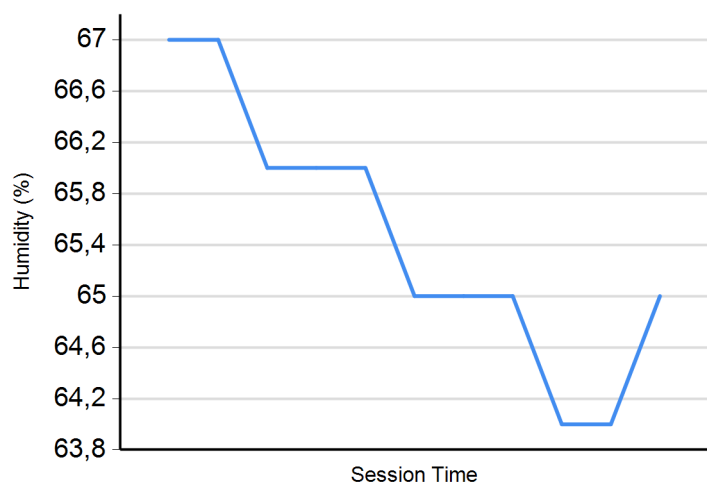
Air Temperature



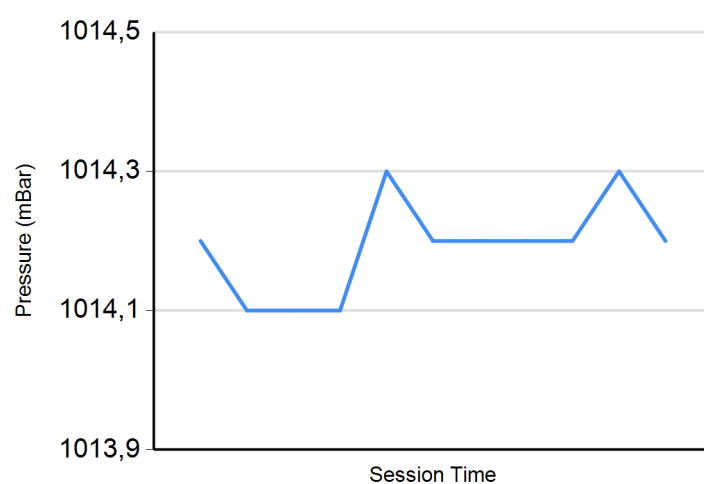
Track Temperature



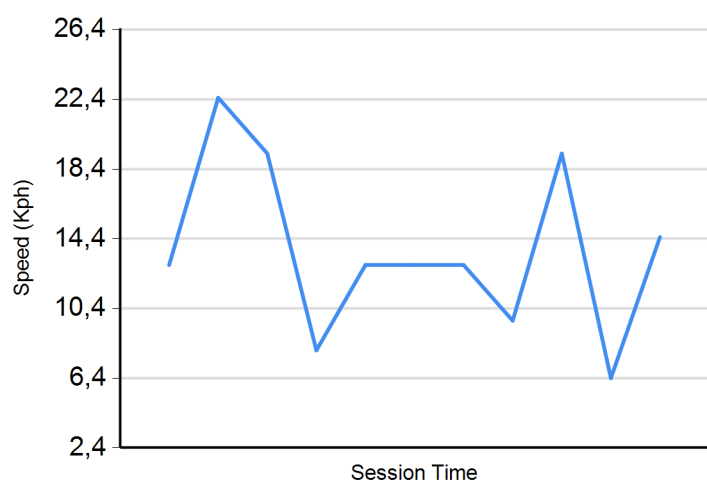
Humidity



Pressure



Wind Speed



Wind direction

North = 0°/360° Est = 90° South = 180° West = 270°

