



Porsche Racing Days Zandvoort

Circuit Park Zandvoort

Porsche Carrera Cup France & Benelux - Free Practice 1

25 - 26 June 2016
Zandvoort GP - 4307 mtr.

Pos	Nbr	Name	Cls	PIC	Fastest	In	Gap	Diff	Laps	Km/h
1	47	Alexandre Jouannem	PCCF	1	1:45.391	10			13	147.12
2	99	Dylan Derdaele	GT3CCE	1	1:45.705	6	0.314	0.314	10	146.68
3	4	Menno Van de Grijspaarde	GT3CCE	2	1:46.079	10	0.688	0.374	14	146.17
4	7	Vincent Beltoise	PCCF	2	1:46.149	10	0.758	0.070	11	146.07
5	48	Mathieu Jaminet	PCCF	3	1:46.184	4	0.793	0.035	10	146.02
6	10	Florian Latorre	PCCF	4	1:46.319	12	0.928	0.135	12	145.84
7	3	Roger Grouwels	GT3CCE	3	1:46.330	8	0.939	0.011	11	145.82
8	11	Lindland Roar	PCCF	5	1:46.365	7	0.974	0.035	13	145.77
9	555	Julien Andlauer	PCCF	6	1:46.676	8	1.285	0.311	14	145.35
10	13	Oleksandr Gaidai	PCCF	7	1:47.118	5	1.727	0.442	12	144.75
11	20	Pierre Piron	GT3CCE	4	1:47.230	7	1.839	0.112	13	144.60
12	8	Carlos Rivas	PCCF	8	1:47.361	11	1.970	0.131	16	144.42
13	5	Jesse Van Kuijk	GT3CCE	5	1:47.516	7	2.125	0.155	11	144.21
14	911	Christophe Lapierre	PCCF	9	1:47.543	7	2.152	0.027	11	144.18
15	85	Thomas Laurent	PCCF	10	1:47.601	8	2.210	0.058	11	144.10
16	14	Koen Wauters	GT3CCE	6	1:47.607	9	2.216	0.006	12	144.09
17	98	Yannick Hoogaars	GT3CCE	7	1:47.799	10	2.408	0.192	12	143.83
18	88	Wim Meulders	GT3CCE	8	1:48.122	8	2.731	0.323	12	143.40
19	12	Jorn Schmidt-Staade	GT3CCE	9	1:48.216	8	2.825	0.094	11	143.28
20	55	Nicolas Misslin	PCCF	11	1:48.229	9	2.838	0.013	9	143.26
21	2	Hans Fabri	GT3CCE	10	1:48.292	14	2.901	0.063	14	143.18
22	9	Joffrey De Narda	PCCF	12	1:48.408	5	3.017	0.116	9	143.03
23	37	John De Wilde	GT3CCE	11	1:49.481	13	4.090	1.073	14	141.62
24	17	Jurgen Van Hover	GT3CCE	12	1:49.589	2	4.198	0.108	2	141.49
25	6	Yves Noel	GT3CCE	13	1:55.868	7	10.477	6.279	9	133.82

Fastest time : 1:45.391 in lap 10 by nbr. 47 : Tsunami RT(Alexandre Jouannem) ()

Publication-time

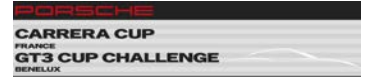
Results and Laptimes : www.raceresults.nu

Timekeeping by : Circuit Park Zandvoort

Time Printed : 25-06-2016 - 10:07

Clerk of the Course	Secretary of the Event	Timekeeper	
Jeroen Frieman	Ria Waterreus	Kevin Schepers	
Page 1 of 1	Results remain provisional pending technical examination and decisions from the stewards of the meeting		





Porsche Racing Days Zandvoort
Circuit Park Zandvoort

Porsche Carrera Cup France & Benelux - Free Practice 1

25 - 26 June 2016
Zandvoort GP - 4307 mtr.

Porsche Carrera Cup France

Pos	Nbr	Name	Fastest	In	Gap	Diff	Laps	Km/h
1	47	Alexandre Jouannem	1:45.391	10			13	147.12
2	7	Vincent Beltoise	1:46.149	10	0.758	0.758	11	146.07
3	48	Mathieu Jaminet	1:46.184	4	0.793	0.035	10	146.02
4	10	Florian Latorre	1:46.319	12	0.928	0.135	12	145.84
5	11	Lindland Roar	1:46.365	7	0.974	0.046	13	145.77
6	555	Julien Andlauer	1:46.676	8	1.285	0.311	14	145.35
7	13	Oleksandr Gaidai	1:47.118	5	1.727	0.442	12	144.75
8	8	Carlos Rivas	1:47.361	11	1.970	0.243	16	144.42
9	911	Christophe Lapierre	1:47.543	7	2.152	0.182	11	144.18
10	85	Thomas Laurent	1:47.601	8	2.210	0.058	11	144.10
11	55	Nicolas Misslin	1:48.229	9	2.838	0.628	9	143.26
12	9	Joffrey De Narda	1:48.408	5	3.017	0.179	9	143.03

Porsche GT3 Cup Challenge Benelux

Pos	Nbr	Name	Fastest	In	Gap	Diff	Laps	Km/h
1	99	Dylan Derdaele	1:45.705	6			10	146.68
2	4	Menno Van de Grijspaarde	1:46.079	10	0.374	0.374	14	146.17
3	3	Roger Grouwels	1:46.330	8	0.625	0.251	11	145.82
4	20	Pierre Piron	1:47.230	7	1.525	0.900	13	144.60
5	5	Jesse Van Kuijk	1:47.516	7	1.811	0.286	11	144.21
6	14	Koen Wauters	1:47.607	9	1.902	0.091	12	144.09
7	98	Yannick Hoogaars	1:47.799	10	2.094	0.192	12	143.83
8	88	Wim Meulders	1:48.122	8	2.417	0.323	12	143.40
9	12	Jorn Schmidt-Staade	1:48.216	8	2.511	0.094	11	143.28
10	2	Hans Fabri	1:48.292	14	2.587	0.076	14	143.18
11	37	John De Wilde	1:49.481	13	3.776	1.189	14	141.62
12	17	Jurgen Van Hover	1:49.589	2	3.884	0.108	2	141.49
13	6	Yves Noel	1:55.868	7	10.163	6.279	9	133.82

Fastest time : 1:45.391 in lap 10 by nbr. 47 : Tsunami RT(Alexandre Jouannem) ()

Publication-time

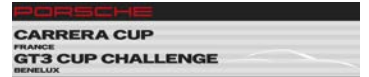
Results and Laptimes : www.raceresults.nu

Timekeeping by : Circuit Park Zandvoort

Time Printed : 25-06-2016 - 10:07

Clerk of the Course	Secretary of the Event	Timekeeper
Jeroen Frieman	Ria Waterreus	Kevin Schepers
Page 1 of 1	Results remain provisional pending technical examination and decisions from the stewards of the meeting	





Porsche Racing Days Zandvoort Circuit Park Zandvoort

Porsche Carrera Cup France & Benelux - Free Practice 1
Laptimes

25 - 26 June 2016
Zandvoort GP - 4307 mtr.

Nbr	Name / Team name	1	2	3	4	5	6	7	8	9	10	11	12	13	14	15
2	Hans Fabri	2:10.739	1:56.383	1:52.828	1:53.423	1:51.574	1:49.862	1:48.724	5:45.537	1:50.010	1:52.371	1:49.402	1:49.653	1:49.566	1:48.292	
3	Roger Grouwels	2:11.101	1:51.988	1:47.379	1:48.062	1:46.452	1:47.273	5:26.527	1:46.330	1:47.551	1:46.447	1:46.335				
4	Menno Van de Grijspaarde	2:05.691	1:54.657	1:50.428	1:52.381	1:49.668	1:49.059	5:43.526	1:47.927	1:46.704	1:46.079	1:46.678	1:47.138	1:53.301	1:48.680	
5	Jesse Van Kuijk	2:10.252	5:39.320	1:50.254	1:48.664	1:48.372	6:11.975	1:47.516	1:47.877	1:47.799	1:47.791	1:47.667				
6	Yves Noël	2:35.690	9:38.666	5:48.024	2:02.433	2:01.173	2:01.411	1:55.868	2:00.486	1:57.927						
7	Vincent Beltoise	1:50.098	1:47.218	1:48.388	1:47.087	3:35.239	1:47.158	1:46.796	7:29.297	1:47.083	1:46.149	1:48.390				
8	Carlos Rivas	2:04.004	1:50.728	1:50.180	1:49.940	1:48.815	1:48.920	1:48.972	1:49.320	1:47.963	1:47.412	1:47.361	1:47.960	1:48.924	1:50.471	1:48.646
9	Joffrey De Narda	2:11.466	2:00.376	7:48.984	1:49.471	1:48.408	2:12.888	1:56.749	1:50.256	1:51.321						
10	Florian Latorre	2:13.540	1:50.948	1:48.333	9:22.227	1:57.617	1:46.784	1:46.973	1:50.555	1:49.022	1:47.034	1:47.456	1:46.319			
11	Lindland Roar	2:12.373	1:53.328	1:49.582	1:50.923	1:46.925	1:47.097	1:46.365	6:33.938	1:46.759	1:46.747	1:46.693	1:47.084	1:46.377		
12	Jorn Schmidt-Staade	2:12.233	1:55.182	1:50.173	1:48.409	5:12.449	7:06.750	2:06.709	1:48.216	1:51.791	1:50.414	1:51.231				
13	Oleksandr Gaidai	1:54.616	1:54.509	1:48.263	1:47.534	1:47.118	1:49.749	6:29.941	1:47.144	2:03.151	1:51.667	1:47.593	1:47.209			
14	Koen Wauters	2:12.180	1:55.824	4:36.569	1:48.033	1:48.567	1:48.478	1:49.131	6:53.275	1:47.607	1:48.557	1:49.522	1:49.351			
17	Jurgen Van Hov er	1:56.396	1:49.589													
20	Pierre Piron	2:09.843	1:54.146	1:48.439	5:46.946	1:47.847	1:47.490	1:47.230	1:48.376	1:52.190	1:48.529	5:03.533	1:48.408	1:50.958		
37	John De Wilde	2:24.235	2:05.832	1:54.692	1:54.351	1:51.608	1:51.785	4:50.084	1:51.221	1:50.835	1:54.996	1:53.517	1:49.795	1:49.481	1:49.580	
47	Alexandre Jouannem	2:09.417	2:00.400	1:58.418	1:50.188	1:47.643	1:46.605	7:21.380	1:47.633	1:55.308	1:45.391	1:45.608	1:45.420	1:45.565		
48	Mathieu Jaminet	2:08.519	1:51.776	1:48.365	1:46.184	1:47.326	14:47.750	1:46.851	1:47.414	1:46.859	1:46.940					
55	Nicolas Misslin	2:30.037	2:07.791	1:56.329	1:51.116	1:50.695	10:08.056	1:48.662	5:01.174	1:48.229						
85	Thomas Laurent	2:07.462	1:52.598	1:49.477	1:48.548	1:48.617	11:39.544	1:49.817	1:47.601	1:48.590	1:48.566	1:49.323				
88	Wim Meulders	2:01.157	1:53.634	1:52.640	1:51.205	1:50.898	5:23.704	1:48.744	1:48.122	1:48.354	1:51.769	1:50.112	1:50.366			
98	Yarnick Hoogaars	2:10.746	1:55.900	1:53.648	8:16.435	1:53.494	1:51.178	1:49.285	1:48.337	1:48.239	1:47.799	1:48.060	1:47.812			
99	Dylan Derdaele	1:59.562	1:49.260	1:46.784	1:45.954	6:35.641	1:45.705	1:47.909	1:46.574	7:50.524	1:47.122					
555	Julien Andlauer	2:05.293	1:52.088	1:47.731	1:46.889	1:46.722	1:46.828	1:47.432	1:46.676	1:46.827	6:45.810	1:47.911	1:46.907	1:48.156	1:48.742	
911	Christophe Lapierre	2:13.182	1:51.515	2:11.292	7:31.793	1:49.991	1:47.824	1:47.543	1:47.982	1:48.333	5:10.407	1:48.677				





Porsche Racing Days Zandvoort Circuit Park Zandvoort

Porsche Carrera Cup France & Benelux - Free Practice 1

25 - 26 June 2016
Zandvoort GP - 4307 mtr.

Pos	Nbr	Name / Team name	Sector 1			Sector 2			Sector 3			Theoretical best	Actual best	In
			time	Lap	pos	time	Lap	pos	time	Lap	pos			
1	47	Alexandre Jouannem	46.392	11	1	27.752	10	4	31.000	12	1	1:45.144	1:45.391	10
2	99	Dylan Derdaele	46.936	6	4	27.576	4	1	31.036	4	2	1:45.548	1:45.705	6
3	4	Menno Van de Grijspaarde	46.952	10	5	27.885	10	6	31.242	10	7	1:46.079	1:46.079	10
4	7	Vincent Beltoise											1:46.149	10
5	48	Mathieu Jaminet	47.129	4	7	27.904	4	7	31.151	4	3	1:46.184	1:46.184	4
6	10	Florian Latorre	47.020	11	6	27.667	6	2	31.166	12	4	1:45.853	1:46.319	12
7	3	Roger Grouwels	46.883	11	3	27.782	3	5	31.333	9	8	1:45.998	1:46.330	8
8	11	Lindland Roar	47.141	13	8	27.750	9	3	31.223	7	5	1:46.114	1:46.365	7
9	555	Julien Andlauer	46.876	8	2	27.974	7	9	31.228	13	6	1:46.078	1:46.676	8
10	13	Oleksandr Gaidai	47.378	5	11	28.039	12	11	31.417	8	9	1:46.834	1:47.118	5
11	20	Pierre Piron	47.219	6	9	28.002	11	10	31.660	8	14	1:46.881	1:47.230	7
12	8	Carlos Rivas	47.454	11	13	27.953	10	8	31.646	11	13	1:47.053	1:47.361	11
13	5	Jesse Van Kuijk	47.249	12	10	28.154	9	15	31.853	10	19	1:47.256	1:47.516	7
14	911	Christophe Lapiere	47.543	7	14	28.228	6	19	31.589	7	11	1:47.360	1:47.543	7
15	85	Thomas Laurent	47.418	8	12	28.349	8	20	31.682	5	15	1:47.449	1:47.601	8
16	14	Koen Wauters	47.630	9	15	28.185	6	16	31.617	9	12	1:47.432	1:47.607	9
17	98	Yannick Hoogaars	47.648	11	16	28.126	8	13	31.695	12	16	1:47.469	1:47.799	10
18	88	Wim Meulders	48.266	9	21	28.073	8	12	31.750	8	17	1:48.089	1:48.122	8
19	12	Jorn Schmidt-Staade	47.877	5	17	28.203	5	18	31.854	5	20	1:47.934	1:48.216	8
20	55	Nicolas Misslin	48.155	7	20	28.448	9	21	31.580	9	10	1:48.183	1:48.229	9
21	2	Hans Fabri	48.017	14	18	28.135	7	14	31.900	7	22	1:48.052	1:48.292	14
22	9	Joffrey De Narda	48.090	5	19	28.511	5	22	31.807	4	18	1:48.408	1:48.408	5
23	37	John De Wilde	48.625	14	22	28.187	13	17	32.527	9	23	1:49.339	1:49.481	13
24	17	Jurgen Van Hover	48.806	3	23	28.518	2	23	31.891	2	21	1:49.215	1:49.589	2
25	6	Yves Noel	52.100	7	24	29.981	7	24	33.787	7	24	1:55.868	1:55.868	7



Porsche Racing Days Zandvoort Circuit Park Zandvoort

Porsche Carrera Cup France & Benelux - Free Practice 1
Laps and Sector Times

25 - 26 June 2016
Zandvoort GP - 4307 mtr.

2 Hans Fabri								Porsche GT3 Cup 991											
lap	Sect-1	Speed	Sect-2	Speed	Sect-3	Speed	TopSpeed	laptime	pit	lap	Sect-1	Speed	Sect-2	Speed	Sect-3	Speed	Topspeed	laptime	pit
1	Out		33.127		35.030	221.3		2:10.739		8	4:43.078		29.720		32.739	227.7	210.5	5:45.537	P
2	51.534		30.303		34.546	226.6	174.5	1:56.383		9	49.247		28.474		32.289	229.3	218.2	1:50.010	
3	50.123		29.514		33.191	223.9	205.7	1:52.828		10	48.788		29.131		34.452	228.2	219.5	1:52.371	
4	50.771		29.325		33.327	220.8	197.8	1:53.423		11	48.577		28.607		32.218	229.9	207.7	1:49.402	
5	50.055		28.906		32.613	225.5	208.9	1:51.574		12	48.200		29.198		32.255	<u>232.1</u>	220.4	1:49.653	
6	49.147		28.513		32.202	228.8	212.2	1:49.862		13	48.855		28.634		32.077	231.0	<u>221.3</u>	1:49.566	
7	48.689		<u>28.135</u>		<u>31.900</u>	231.0	214.7	1:48.724		14	<u>48.017</u>		28.354		31.921	231.0	220.4	<u>1:48.292</u>	

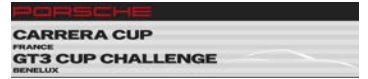
3 Roger Grouwels								Porsche GT3 Cup 991											
lap	Sect-1	Speed	Sect-2	Speed	Sect-3	Speed	TopSpeed	laptime	pit	lap	Sect-1	Speed	Sect-2	Speed	Sect-3	Speed	Topspeed	laptime	pit
1	Out		32.829		34.683	200.4		2:11.101		7	4:25.011		29.441		32.075	231.6	228.8	5:26.527	P
2	51.219		28.695		32.074	231.6	163.4	1:51.988		8	46.967		27.941		31.422	<u>233.3</u>	225.5	<u>1:46.330</u>	
3	48.017		<u>27.782</u>		31.580	231.0	224.1	1:47.379		9	48.038		28.180		<u>31.333</u>	232.7	210.9	1:47.551	
4	47.602		28.934		31.526	229.9	227.8	1:48.062		10	46.932		28.048		31.467	<u>233.3</u>	225.5	1:46.447	
5	46.970		27.953		31.529	232.1	230.3	1:46.452		11	<u>46.883</u>		27.979		31.473	231.0	227.8	1:46.335	
6	47.202		28.249		31.822	228.8	224.5	1:47.273		12									

4 Menno Van de Grijspaarde								Porsche GT3 Cup 991											
lap	Sect-1	Speed	Sect-2	Speed	Sect-3	Speed	TopSpeed	laptime	pit	lap	Sect-1	Speed	Sect-2	Speed	Sect-3	Speed	Topspeed	laptime	pit
1	Out		31.152		34.930	223.9		2:05.691		8	48.459		28.169		31.299	235.6	216.0	1:47.927	
2	52.252		29.543		32.862	229.9	186.5	1:54.657		9	47.430		27.982		31.292	<u>236.1</u>	219.1	1:46.704	
3	49.641		28.602		32.185	231.6	202.2	1:50.428		10	<u>46.952</u>		<u>27.885</u>		<u>31.242</u>	234.4	<u>224.1</u>	<u>1:46.079</u>	
4	50.431		29.732		32.218	233.3	204.2	1:52.381		11	47.233		28.147		31.298	<u>236.1</u>	212.2	1:46.678	
5	49.234		28.481		31.953	231.6	209.3	1:49.668		12	47.467		28.405		31.266	235.6	220.9	1:47.138	
6	48.901		28.460		31.698	234.4	214.3	1:49.059		13	53.542		28.329		31.430	232.7	216.4	1:53.301	
7	4:41.156		30.214		32.156	231.6	216.9	5:43.526	P	14	47.608		27.967		33.105	201.7	223.6	1:48.680	

5 Jesse Van Kuijk								Porsche GT3 Cup 991											
lap	Sect-1	Speed	Sect-2	Speed	Sect-3	Speed	TopSpeed	laptime	pit	lap	Sect-1	Speed	Sect-2	Speed	Sect-3	Speed	Topspeed	laptime	pit
1	Out		32.813		35.714	215.3		2:10.252		7	47.417		28.218		31.881	233.3	225.5	<u>1:47.516</u>	
2	4:36.477		29.560		33.283	229.3	196.7	5:39.320	P	8	47.538		28.421		31.918	234.4	218.2	1:47.877	
3	48.974		28.703		32.577	230.4	209.3	1:50.254		9	47.592		<u>28.154</u>		32.053	232.1	225.5	1:47.799	
4	48.144		28.306		32.214	232.1	215.6	1:48.664		10	47.535		28.403		<u>31.853</u>	<u>235.6</u>	227.4	1:47.791	
5	47.942		28.356		32.074	231.6	219.1	1:48.372		11	47.276		28.513		31.878	234.4	225.9	1:47.667	
6	5:11.032		28.361		32.582	232.7	224.1	6:11.975	P	12									

6 Yves Noel								Porsche GT3 Cup 991											
lap	Sect-1	Speed	Sect-2	Speed	Sect-3	Speed	TopSpeed	laptime	pit	lap	Sect-1	Speed	Sect-2	Speed	Sect-3	Speed	Topspeed	laptime	pit
1	Out		38.842		41.936	121.1		2:35.690		6	53.184		30.786		37.441	220.8	182.4	2:01.411	
2	8:30.319		32.401		35.946	206.0	128.6	9:38.666	P	7	<u>52.100</u>		29.981		<u>33.787</u>	<u>223.9</u>	206.5	<u>1:55.868</u>	
3	4:36.296		33.688		38.040	214.4	177.3	5:48.024	P	8	53.714		30.889		35.883	221.3	178.2	2:00.486	
4	55.491		31.218		35.724	214.4	190.1	2:02.433		9	52.754		30.824		34.349	223.4	191.5	1:57.927	
5	53.374		31.300		36.499	222.4	180.6	2:01.173		10									

7 Vincent Beltoise								Porsche GT3 Cup 991											
lap	Sect-1	Speed	Sect-2	Speed	Sect-3	Speed	TopSpeed	laptime	pit	lap	Sect-1	Speed	Sect-2	Speed	Sect-3	Speed	Topspeed	laptime	pit
1								1:50.098		7								1:46.796	
2								1:47.218		8								7:29.297	
3								1:48.388		9								1:47.083	
4								1:47.087		10								<u>1:46.149</u>	
5								3:35.239		11								1:48.390	
6								1:47.158		12									



Porsche Racing Days Zandvoort Circuit Park Zandvoort

Porsche Carrera Cup France & Benelux - Free Practice 1

25 - 26 June 2016

Laps and Sector Times

Zandvoort GP - 4307 mtr.

8 Carlos Rivas								Porsche GT3 Cup 991											
lap	Sect-1	Speed	Sect-2	Speed	Sect-3	Speed	TopSpeed	laptime	pit	lap	Sect-1	Speed	Sect-2	Speed	Sect-3	Speed	Topspeed	laptime	pit
1	Out		32.138		33.653	236.7		2:04.004		9	47.948		28.134		31.881	237.9	212.6	1:47.963	
2	49.729		28.483		32.516	240.3	215.1	1:50.728		10	47.754		<u>27.962</u>		31.696	239.1	213.9	1:47.412	
3	49.166		28.762		32.252	241.5	215.6	1:50.180		11	<u>47.473</u>		28.242		<u>31.646</u>	240.9	216.0	<u>1:47.361</u>	
4	49.285		28.432		32.223	240.3	198.2	1:49.940		12	47.615		28.595		31.750	<u>243.4</u>	214.7	1:47.960	
5	48.408		28.270		32.137	238.5	200.0	1:48.815		13	47.490		28.407		33.027	237.3	225.9	1:48.924	
6	48.148		28.402		32.370	238.5	212.2	1:48.920		14	48.843		28.358		33.270	237.9	215.1	1:50.471	
7	48.575		28.357		32.040	237.9	218.2	1:48.972		15	47.914		28.666		32.066	239.1	209.3	1:48.646	
8	48.852		28.515		31.953	237.9	212.6	1:49.320		16	48.121		28.222		31.757	239.7	203.8	1:48.100	

9 Joffrey De Narda								Porsche GT3 Cup 991											
lap	Sect-1	Speed	Sect-2	Speed	Sect-3	Speed	TopSpeed	laptime	pit	lap	Sect-1	Speed	Sect-2	Speed	Sect-3	Speed	Topspeed	laptime	pit
1	Out		31.653		34.928	219.3		2:11.466		6	1:10.079		29.205		33.604	231.0	<u>236.8</u>	2:12.888	
2	52.775		29.911		37.690	222.4	192.2	2:00.376		7	48.655		28.798		39.296	229.9	215.1	1:56.749	
3	6:47.275		28.948		32.761	228.2	156.7	7:48.984 P		8	48.273		29.192		32.791	230.4	220.4	1:50.256	
4	49.098		28.566		<u>31.807</u>	<u>232.7</u>	206.9	1:49.471		9	48.921		29.775		32.625	229.9	214.3	1:51.321	
5	<u>48.090</u>		<u>28.511</u>		<u>31.807</u>	<u>232.1</u>	225.9	<u>1:48.408</u>		10									

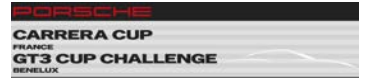
10 Florian Latorre								Porsche GT3 Cup 991											
lap	Sect-1	Speed	Sect-2	Speed	Sect-3	Speed	TopSpeed	laptime	pit	lap	Sect-1	Speed	Sect-2	Speed	Sect-3	Speed	Topspeed	laptime	pit
1	Out		34.485		35.738	227.1		2:13.540		7	47.388		28.140		31.445	234.4	215.1	1:46.973	
2	50.021		28.854		32.073	232.7	197.4	1:50.948		8	47.162		27.875		35.518	226.6	213.4	1:50.555	
3	48.565		28.308		31.460	<u>235.6</u>	218.6	1:48.333		9	49.019		28.511		31.492	234.4	203.8	1:49.022	
4	8:05.469		34.242		42.516	231.0	217.7	9:22.227 P		10	47.208		28.359		31.467	234.4	220.0	1:47.034	
5	48.578		34.059		34.980	232.7	<u>223.1</u>	1:57.617		11	<u>47.020</u>		28.102		32.334	235.0	219.1	1:47.456	
6	47.665		<u>27.667</u>		31.452	234.4	220.4	1:46.784		12	47.020		28.133		<u>31.166</u>	235.0	219.5	<u>1:46.319</u>	

11 Lindland Roar								Porsche GT3 Cup 991											
lap	Sect-1	Speed	Sect-2	Speed	Sect-3	Speed	TopSpeed	laptime	pit	lap	Sect-1	Speed	Sect-2	Speed	Sect-3	Speed	Topspeed	laptime	pit
1	Out		32.326		36.684	173.1		2:12.373		8	5:34.544		27.963		31.431	<u>233.3</u>	233.8	6:33.938 P	
2	51.909		29.004		32.415	229.9	163.4	1:53.328		9	47.249		<u>27.750</u>		31.760	232.1	227.8	1:46.759	
3	49.915		27.984		31.683	232.7	170.1	1:49.582		10	47.412		27.859		31.476	232.7	231.3	1:46.747	
4	49.300		29.602		32.021	232.7	231.3	1:50.923		11	47.262		28.055		31.376	232.7	229.3	1:46.693	
5	47.482		27.957		31.486	232.7	227.4	1:46.925		12	47.504		28.245		31.335	<u>233.3</u>	232.3	1:47.084	
6	47.519		27.913		31.665	232.7	228.8	1:47.097		13	<u>47.141</u>		27.907		31.329	<u>233.3</u>	234.3	1:46.377	
7	47.353		27.789		<u>31.223</u>	232.1	233.3	<u>1:46.365</u>		14									

12 Jorn Schmidt-Staade								Porsche GT3 Cup 991											
lap	Sect-1	Speed	Sect-2	Speed	Sect-3	Speed	TopSpeed	laptime	pit	lap	Sect-1	Speed	Sect-2	Speed	Sect-3	Speed	Topspeed	laptime	pit
1	Out		34.431		36.850	222.9		2:12.233		7	48.288		45.700		32.721	231.6	225.9	2:06.709	
2	52.303		29.633		33.246	231.0	182.1	1:55.182		8	47.972		28.364		31.880	233.3	213.9	<u>1:48.216</u>	
3	49.164		28.806		32.203	231.0	199.6	1:50.173		9	48.275		29.960		33.556	227.7	217.7	1:51.791	
4	48.220		28.227		31.962	232.1	207.3	1:48.409		10	48.387		29.761		32.266	<u>235.0</u>	209.3	1:50.414	
5	<u>4:11.797</u>		<u>28.798</u>		<u>31.854</u>	232.7	208.5	5:12.449 P		11	48.771		29.954		32.506	233.3	216.4	1:51.231	
6	6:04.748		29.373		32.629	<u>235.0</u>	<u>227.8</u>	7:06.750 P		12									

13 Oleksandr Gaidai								Porsche GT3 Cup 991											
lap	Sect-1	Speed	Sect-2	Speed	Sect-3	Speed	TopSpeed	laptime	pit	lap	Sect-1	Speed	Sect-2	Speed	Sect-3	Speed	Topspeed	laptime	pit
1	Out		30.147		33.829	227.7		1:54.616		7	5:29.603		28.558		31.780	231.0	207.7	6:29.941 P	
2	49.012		31.763		33.734	229.9	197.4	1:54.509		8	47.556		28.171		<u>31.417</u>	<u>232.7</u>	203.4	1:47.144	
3	47.927		28.573		31.763	230.4	199.3	1:48.263		9	48.543		28.873		45.735	227.7	192.5	2:03.151	
4	47.552		28.210		31.772	<u>232.7</u>	214.7	1:47.534		10	50.505		29.060		32.102	231.0	209.3	1:51.667	
5	<u>47.378</u>		28.110		31.630	<u>232.7</u>	213.0	<u>1:47.118</u>		11	47.660		28.170		31.763	232.1	209.7	1:47.593	
6	47.788		29.917		32.044	231.6	<u>217.7</u>	1:49.749		12	47.634		<u>28.039</u>		31.536	232.1	217.3	1:47.209	





Porsche Racing Days Zandvoort Circuit Park Zandvoort

Porsche Carrera Cup France & Benelux - Free Practice 1

25 - 26 June 2016

Laps and Sector Times

Zandvoort GP - 4307 mtr.

14 Koen Wauters									Porsche GT3 Cup 991										
lap	Sect-1	Speed	Sect-2	Speed	Sect-3	Speed	TopSpeed	laptime	pit	lap	Sect-1	Speed	Sect-2	Speed	Sect-3	Speed	Topspeed	laptime	pit
1	Out		32.880		36.337	221.3		2:12.180		7	48.363		28.738		32.030	229.3	210.1	1:49.131	
2	52.760		29.721		33.343	228.2	191.8	1:55.824		8	5:52.684		28.438		32.153	232.1	207.7	6:53.275	P
3	3:35.634		28.424		32.511	232.1	173.6	4:36.569	P	9	<u>47.630</u>		28.360		<u>31.617</u>	232.1	216.0	<u>1:47.607</u>	
4	48.007		28.251		31.775	<u>235.6</u>	220.9	1:48.033		10	47.745		28.214		32.598	227.1	218.2	1:48.557	
5	48.198		28.327		32.042	232.7	215.1	1:48.567		11	48.555		28.925		32.042	231.6	197.1	1:49.522	
6	48.203		<u>28.185</u>		32.090	232.1	203.8	1:48.478		12	48.620		28.825		31.906	231.6	<u>227.8</u>	1:49.351	

17 Jurgen Van Hover									Porsche GT3 Cup 991										
lap	Sect-1	Speed	Sect-2	Speed	Sect-3	Speed	TopSpeed	laptime	pit	lap	Sect-1	Speed	Sect-2	Speed	Sect-3	Speed	Topspeed	laptime	pit
1	51.851		30.838		33.707	<u>230.4</u>	197.4	1:56.396		2	49.180		<u>28.518</u>		<u>31.891</u>	<u>230.4</u>	206.9	1:49.589	

20 Pierre Piron									Porsche GT3 Cup 991										
lap	Sect-1	Speed	Sect-2	Speed	Sect-3	Speed	TopSpeed	laptime	pit	lap	Sect-1	Speed	Sect-2	Speed	Sect-3	Speed	Topspeed	laptime	pit
1	Out		33.435		34.713	226.1		2:09.843		8	48.011		28.705		<u>31.660</u>	232.1	210.9	1:48.376	
2	51.673		29.860		32.613	233.8	168.5	1:54.146		9	51.738		28.308		32.144	233.8	219.1	1:52.190	
3	48.534		28.092		31.813	231.0	216.0	1:48.439		10	48.465		28.348		31.716	233.3	223.6	1:48.529	
4	4:46.390		28.793		31.763	<u>235.0</u>	<u>225.9</u>	5:46.946	P	11	4:03.199		<u>28.596</u>		31.738	229.9	210.1	5:03.533	P
5	47.746		28.276		31.825	<u>235.0</u>	221.8	1:47.847		12	48.302		28.250		31.856	<u>235.0</u>	213.9	1:48.408	
6	<u>47.219</u>		28.364		31.907	233.8	<u>225.9</u>	1:47.490		13	49.628		28.819		32.511	232.1	217.7	1:50.958	
7	47.395		28.174		31.661	233.8	220.0	<u>1:47.230</u>		14									

37 John De Wilde									Porsche GT3 Cup 991										
lap	Sect-1	Speed	Sect-2	Speed	Sect-3	Speed	TopSpeed	laptime	pit	lap	Sect-1	Speed	Sect-2	Speed	Sect-3	Speed	Topspeed	laptime	pit
1	Out		38.096		39.809	149.8		2:24.235		8	49.457		28.887		32.877	227.7	208.9	1:51.221	
2	55.179		35.272		35.381	221.3	165.4	2:05.832		9	48.882		29.426		<u>32.527</u>	<u>229.9</u>	213.9	1:50.835	
3	51.003		29.463		34.226	224.5	206.1	1:54.692		10	49.699		29.737		35.560	184.2	215.1	1:54.996	
4	51.764		28.946		33.641	227.1	196.0	1:54.351		11	50.825		29.788		32.904	228.2	183.7	1:53.517	
5	49.794		28.452		33.362	227.7	200.0	1:51.608		12	48.645		28.433		32.717	228.2	212.6	1:49.795	
6	49.259		28.592		33.934	184.9	204.2	1:51.785		13	48.650		<u>28.187</u>		32.644	229.3	212.2	<u>1:49.481</u>	
7	3:48.355		28.609		33.120	226.6	198.5	4:50.084	P	14	<u>48.625</u>		28.346		32.609	228.8	<u>217.7</u>	1:49.580	

47 Alexandre Jouannem									Porsche GT3 Cup 991										
lap	Sect-1	Speed	Sect-2	Speed	Sect-3	Speed	TopSpeed	laptime	pit	lap	Sect-1	Speed	Sect-2	Speed	Sect-3	Speed	Topspeed	laptime	pit
1	Out		33.074		35.356	227.7		2:09.417		8	47.116		28.186		32.331	229.3	223.1	1:47.633	
2	51.978		30.857		37.565	231.0	197.1	2:00.400		9	47.250		28.093		39.965	234.4	223.6	1:55.308	
3	50.119		29.847		38.452	231.0	215.1	1:58.418		10	46.605		<u>27.752</u>		31.034	235.0	227.8	<u>1:45.391</u>	
4	48.689		29.326		32.173	232.1	215.1	1:50.188		11	<u>46.392</u>		28.063		31.153	233.8	225.5	1:45.608	
5	47.348		28.626		31.669	233.8	220.4	1:47.643		12	46.453		27.967		<u>31.000</u>	<u>236.1</u>	225.5	1:45.420	
6	46.955		28.282		31.368	<u>236.1</u>	221.8	1:46.605		13	46.574		27.914		31.077	<u>236.1</u>	224.1	1:45.565	
7	6:20.052		28.685		32.643	235.0	<u>229.3</u>	7:21.380	P	14									

48 Mathieu Jaminet									Porsche GT3 Cup 991										
lap	Sect-1	Speed	Sect-2	Speed	Sect-3	Speed	TopSpeed	laptime	pit	lap	Sect-1	Speed	Sect-2	Speed	Sect-3	Speed	Topspeed	laptime	pit
1	Out		32.292		34.643	228.2		2:08.519		6	13:40.968		33.323		33.459	234.4	212.2	14:47.750	P
2	51.225		28.286		32.265	232.7	171.4	1:51.776		7	47.251		28.232		31.368	235.6	221.8	1:46.851	
3	48.560		28.215		31.590	235.6	200.4	1:48.365		8	47.346		28.310		31.758	235.6	<u>225.0</u>	1:47.414	
4	<u>47.129</u>		<u>27.904</u>		<u>31.151</u>	<u>236.1</u>	215.1	<u>1:46.184</u>		9	47.160		28.022		31.677	232.7	212.6	1:46.859	
5	47.175		28.828		31.323	<u>236.1</u>	212.6	1:47.326		10	47.231		28.208		31.501	235.6	220.0	1:46.940	

55 Nicolas Mislin									Porsche GT3 Cup 991										
lap	Sect-1	Speed	Sect-2	Speed	Sect-3	Speed	TopSpeed	laptime	pit	lap	Sect-1	Speed	Sect-2	Speed	Sect-3	Speed	Topspeed	laptime	pit
1	Out		37.771		41.710	184.2		2:30.037		6	9:05.709		29.871		32.476	<u>232.1</u>	205.3	10:08.056	P
2	57.912		33.508		36.371	226.6	153.6	2:07.791		7	<u>48.155</u>		28.626		31.881	230.4	209.7	1:48.662	
3	52.015		30.862		33.452	229.9	184.9	1:56.329		8	3:59.570		28.868		32.736	230.4	<u>223.1</u>	5:01.174	P
4	48.532		29.133		33.451	231.0	221.8	1:51.116		9	48.201		<u>28.448</u>		<u>31.580</u>	<u>232.1</u>	216.9	<u>1:48.229</u>	
5	48.389		30.140		32.166	230.4	211.4	1:50.695		10									





Porsche Racing Days Zandvoort Circuit Park Zandvoort

Porsche Carrera Cup France & Benelux - Free Practice 1
Laps and Sector Times

25 - 26 June 2016
Zandvoort GP - 4307 mtr.

85		Thomas Laurent							Porsche GT3 Cup 991										
lap	Sect-1	Speed	Sect-2	Speed	Sect-3	Speed	TopSpeed	laptime	pit	lap	Sect-1	Speed	Sect-2	Speed	Sect-3	Speed	Topspeed	laptime	pit
1	Out		31.994		35.472	218.8		2:07.462		7	48.046		28.481		33.290	234.4	217.7	1:49.817	
2	51.103		29.137		32.358	232.7	172.8	1:52.598		8	<u>47.418</u>		<u>28.349</u>		31.834	<u>235.0</u>	<u>227.4</u>	<u>1:47.601</u>	
3	48.611		28.740		32.126	232.1	216.9	1:49.477		9	47.897		28.450		32.243	233.8	216.4	1:48.590	
4	48.488		28.368		31.692	234.4	218.2	1:48.548		10	47.930		28.528		32.108	234.4	219.1	1:48.566	
5	47.706		29.229		<u>31.682</u>	234.4	216.4	1:48.617		11	47.764		29.641		31.918	234.4	219.5	1:49.323	
6	10:38.719		28.857		31.968	233.8	219.5	11:39.544	P	12									

88		Wim Meulders							Porsche GT3 Cup 991										
lap	Sect-1	Speed	Sect-2	Speed	Sect-3	Speed	TopSpeed	laptime	pit	lap	Sect-1	Speed	Sect-2	Speed	Sect-3	Speed	Topspeed	laptime	pit
1	55.154		31.821		34.182		182.1	2:01.157		7	48.487		28.313		31.944		224.1	1:48.744	
2	51.458		29.197		32.979		196.7	1:53.634		8	48.299		<u>28.073</u>		<u>31.750</u>		218.2	<u>1:48.122</u>	
3	50.155		28.747		33.738		203.0	1:52.640		9	<u>48.266</u>		28.234		31.854		219.1	1:48.354	
4	50.020		28.644		32.541		199.6	1:51.205		10	48.904		29.882		32.983		<u>231.8</u>	1:51.769	
5	49.527		28.851		32.520		220.9	1:50.898		11	48.671		28.624		32.817		219.5	1:50.112	
6	4:21.651		28.963		33.090			5:23.704		12	48.724		28.547		33.095		212.6	1:50.366	

98		Yannick Hoogaars							Porsche GT3 Cup 991										
lap	Sect-1	Speed	Sect-2	Speed	Sect-3	Speed	TopSpeed	laptime	pit	lap	Sect-1	Speed	Sect-2	Speed	Sect-3	Speed	Topspeed	laptime	pit
1	Out		33.319		35.394	223.9		2:10.746		7	48.866		28.369		32.050	233.3	206.9	1:49.285	
2	52.180		30.003		33.717	228.8	213.4	1:55.900		8	48.295		<u>28.126</u>		31.916	234.4	207.7	1:48.337	
3	50.723		29.949		32.976	231.0	193.2	1:53.648		9	48.059		28.262		31.918	234.4	210.9	1:48.239	
4	7:10.391		32.538		33.506	229.3	202.2	8:16.435	P	10	47.750		28.171		31.878	<u>235.6</u>	212.6	<u>1:47.799</u>	
5	50.434		29.701		33.359	228.2	204.5	1:53.494		11	<u>47.648</u>		28.415		31.997	235.0	<u>216.9</u>	1:48.060	
6	49.872		28.784		32.522	232.1	203.4	1:51.178		12	47.895		28.222		<u>31.695</u>	233.8	210.1	1:47.812	

99		Dylan Derae							Porsche GT3 Cup 991										
lap	Sect-1	Speed	Sect-2	Speed	Sect-3	Speed	TopSpeed	laptime	pit	lap	Sect-1	Speed	Sect-2	Speed	Sect-3	Speed	Topspeed	laptime	pit
1	Out		30.492		32.965	231.0		1:59.562		6	<u>46.936</u>		27.724		31.045	235.0	220.0	<u>1:45.705</u>	
2	49.335		28.236		31.689	233.8	197.4	1:49.260		7	48.162		28.601		31.146	<u>236.1</u>	220.9	1:47.909	
3	47.827		27.904		31.053	235.6	208.1	1:46.784		8	47.074		28.268		31.232	235.6	221.3	1:46.574	
4	47.342		<u>27.576</u>		<u>31.036</u>	235.6	207.7	1:45.954		9	6:51.015		28.048		31.461	<u>236.1</u>	219.5	7:50.524	P
5	5:36.021		28.341		31.279	234.4	<u>227.8</u>	6:35.641	P	10	47.525		28.248		31.349	234.4	216.4	1:47.122	

555		Julien Andlauer							Porsche GT3 Cup 991										
lap	Sect-1	Speed	Sect-2	Speed	Sect-3	Speed	TopSpeed	laptime	pit	lap	Sect-1	Speed	Sect-2	Speed	Sect-3	Speed	Topspeed	laptime	pit
1	Out		31.886		33.817	229.9		2:05.293		8	<u>46.876</u>		28.259		31.541	235.6	210.1	<u>1:46.676</u>	
2	50.681		29.493		31.914	233.3	179.1	1:52.088		9	47.030		28.214		31.583	236.1	213.0	1:46.827	
3	47.777		28.074		31.880	231.6	198.2	1:47.731		10	5:46.245		28.097		31.468	235.0	206.9	6:45.810	P
4	47.264		28.200		31.425	235.6	<u>220.4</u>	1:46.889		11	47.390		28.799		31.722	235.0	211.8	1:47.911	
5	47.294		28.147		31.281	236.1	206.1	1:46.722		12	47.395		28.074		31.438	236.7	211.4	1:46.907	
6	47.248		28.174		31.406	236.1	216.4	1:46.828		13	48.600		28.328		<u>31.228</u>	236.1	218.2	1:48.156	
7	46.956		<u>27.974</u>		32.502	234.4	217.3	1:47.432		14	48.216		28.953		31.573	<u>237.3</u>	216.0	1:48.742	

911		Christophe Lapierre							Porsche GT3 Cup 991										
lap	Sect-1	Speed	Sect-2	Speed	Sect-3	Speed	TopSpeed	laptime	pit	lap	Sect-1	Speed	Sect-2	Speed	Sect-3	Speed	Topspeed	laptime	pit
1	Out		34.593		35.334	226.6		2:13.182		7	<u>47.543</u>		28.411		<u>31.589</u>	234.4	208.1	<u>1:47.543</u>	
2	50.246		29.122		32.147	233.8	198.2	1:51.515		8	47.822		28.474		31.686	232.1	205.3	1:47.982	
3	1:09.659		29.284		32.349	231.0	<u>231.3</u>	2:11.292		9	47.950		28.435		31.948	233.3	211.4	1:48.333	
4	6:31.508		28.342		31.943	233.3	226.4	7:31.793	P	10	4:08.597		28.576		33.234	<u>235.0</u>	206.5	5:10.407	P
5	49.681		28.413		31.897	233.8	226.9	1:49.991		11	48.361		28.442		31.874	233.3	203.4	1:48.677	
6	47.849		<u>28.228</u>		31.747	233.8	212.6	1:47.824		12									



Porsche Racing Days Zandvoort

Circuit Park Zandvoort

Heat name : Porsche Carrera Cup France & Benelux - Free Practice 1
 Heat Date : 25 June 2016
 Weather :
 Circuit name : Zandvoort GP - 4307 mtr.

Participants Started	: 25	Participants Classified	: 25
Participants Finished	: 17	Participants Not Classified	: 0
Participants Not Finished	: 8		

Green flag at	: 09:33:54	Heat recording start time	: 09:33:05
Finish flag waved at	: 10:03:54	Heat recording end time	: 10:06:06
Total time under Green	: 30:00	Total of All Laps in Heat	: 286
Number of cautions	: 0	Total time under Yellow	: 00:00:00
Number of code-60's	: 0	Total time under Code-60	: 00:00:00

Summary of winners per class

Nbr	Name / Team name	Cls	Fastest Laptime	In	Avg. Speed	Laps	Race Time
-----	------------------	-----	-----------------	----	------------	------	-----------

Best Lap time history during the Heat

#	Nbr	lap time	in lap	Name	time of day
1	99	1:49.260	2	Dylan Derdaele	09:37:45
2	99	1:46.784	3	Dylan Derdaele	09:39:32
3	99	1:45.954	4	Dylan Derdaele	09:41:18
4	99	1:45.705	6	Dylan Derdaele	09:49:39
5	47	1:45.391	10	Alexandre Jouannem	09:58:39

Summary of best laptimes per class

Nbr	Name / Team name	Cls	Fastest Laptime	In	Speed
47	Alexandre Jouannem	PCCF	1:45.391	10	147.12
99	Dylan Derdaele	PGT3CCB	1:45.705	6	146.68





Porsche Racing Days Zandvoort

Circuit Park Zandvoort

Porsche Carrera Cup France & Benelux - Free Practice 2

25 - 26 June 2016
Zandvoort GP - 4307 mtr.

Pos	Nbr	Name	Cls	PIC	Fastest	In	Gap	Diff	Laps	Km/h
1	47	Alexandre Jouannem	PCCF	1	1:42.994	9			11	150,54
2	99	Dylan Derdaele	GT3CCE	1	1:43.710	6	0.716	0.716	7	149,51
3	13	Oleksandr Gaidai	PCCF	2	1:44.089	5	1.095	0.379	13	148,96
4	555	Julien Andlauer	PCCF	3	1:44.305	7	1.311	0.216	13	148,65
5	10	Florian Latorre	PCCF	4	1:44.400	10	1.406	0.095	11	148,52
6	48	Mathieu Jaminet	PCCF	5	1:44.484	8	1.490	0.084	11	148,40
7	5	Jesse Van Kuijk	GT3CCE	2	1:44.893	5	1.899	0.409	9	147,82
8	14	Koen Wauters	GT3CCE	3	1:45.201	11	2.207	0.308	12	147,39
9	85	Thomas Laurent	PCCF	6	1:45.249	6	2.255	0.048	13	147,32
10	11	Lindland Roar	PCCF	7	1:45.414	5	2.420	0.165	12	147,09
11	98	Yannick Hoogaars	GT3CCE	4	1:45.498	6	2.504	0.084	14	146,97
12	9	Joffrey De Narda	PCCF	8	1:45.540	7	2.546	0.042	13	146,91
13	4	Menno Van de Grijspaarde	GT3CCE	5	1:45.580	6	2.586	0.040	13	146,86
14	17	van Laere-Van Hover	GT3CCE	6	1:45.733	3	2.739	0.153	11	146,64
15	20	Pierre Piron	GT3CCE	7	1:45.833	4	2.839	0.100	14	146,51
16	7	Vincent Beltoise	PCCF	9	1:45.864	7	2.870	0.031	13	146,46
17	8	Carlos Rivas	PCCF	10	1:45.949	12	2.955	0.085	14	146,35
18	12	Jorn Schmidt-Staade	GT3CCE	8	1:45.981	5	2.987	0.032	12	146,30
19	55	Nicolas Mislin	PCCF	11	1:46.155	7	3.161	0.174	10	146,06
20	3	Roger Grouwels	GT3CCE	9	1:46.402	13	3.408	0.247	14	145,72
21	911	Christophe Lapierre	PCCF	12	1:46.484	5	3.490	0.082	11	145,61
22	37	John De Wilde	GT3CCE	10	1:48.002	7	5.008	1.518	14	143,56
23	2	Hans Fabri	GT3CCE	11	1:48.711	12	5.717	0.709	14	142,63
24	88	Degeer-Meulders	GT3CCE	12	1:48.897	9	5.903	0.186	12	142,38
25	6	Yves Noel	GT3CCE	13	1:53.969	6	10.975	5.072	8	136,05

Fastest time : 1:42.994 in lap 9 by nbr. 47 : Tsunami RT()

Publication-time

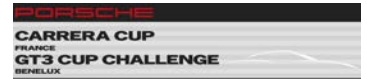
Results and Laptimes : www.raceresults.nu

Timekeeping by : Circuit Park Zandvoort

Time Printed : 25-06-2016 - 11:46

Clerk of the Course	Secretary of the Event	Timekeeper	
Jeroen Frieman	Ria Waterreus	Kevin Schepers	
Page 1 of 1	Results remain provisional pending technical examination and decisions from the stewards of the meeting		





Porsche Racing Days Zandvoort
Circuit Park Zandvoort

Porsche Carrera Cup France & Benelux - Free Practice 2

25 - 26 June 2016
Zandvoort GP - 4307 mtr.

Porsche Carrera Cup France

Pos	Nbr	Name	Fastest	In	Gap	Diff	Laps	Km/h
1	47	Alexandre Jouannem	1:42.994	9			11	150,54
2	13	Oleksandr Gaidai	1:44.089	5	1.095	1.095	13	148,96
3	555	Julien Andlauer	1:44.305	7	1.311	0.216	13	148,65
4	10	Florian Latorre	1:44.400	10	1.406	0.095	11	148,52
5	48	Mathieu Jaminet	1:44.484	8	1.490	0.084	11	148,40
6	85	Thomas Laurent	1:45.249	6	2.255	0.765	13	147,32
7	11	Lindland Roar	1:45.414	5	2.420	0.165	12	147,09
8	9	Joffrey De Narda	1:45.540	7	2.546	0.126	13	146,91
9	7	Vincent Beltoise	1:45.864	7	2.870	0.324	13	146,46
10	8	Carlos Rivas	1:45.949	12	2.955	0.085	14	146,35
11	55	Nicolas Misslin	1:46.155	7	3.161	0.206	10	146,06
12	911	Christophe Lapierre	1:46.484	5	3.490	0.329	11	145,61

Porsche GT3 Cup Challenge Benelux

Pos	Nbr	Name	Fastest	In	Gap	Diff	Laps	Km/h
1	99	Dylan Derdaele	1:43.710	6			7	149,51
2	5	Jesse Van Kuijk	1:44.893	5	1.183	1.183	9	147,82
3	14	Koen Wauters	1:45.201	11	1.491	0.308	12	147,39
4	98	Yannick Hoogaars	1:45.498	6	1.788	0.297	14	146,97
5	4	Menno Van de Grijspaarde	1:45.580	6	1.870	0.082	13	146,86
6	17	van Laere-Van Hover	1:45.733	3	2.023	0.153	11	146,64
7	20	Pierre Piron	1:45.833	4	2.123	0.100	14	146,51
8	12	Jorn Schmidt-Staade	1:45.981	5	2.271	0.148	12	146,30
9	3	Roger Grouwels	1:46.402	13	2.692	0.421	14	145,72
10	37	John De Wilde	1:48.002	7	4.292	1.600	14	143,56
11	2	Hans Fabri	1:48.711	12	5.001	0.709	14	142,63
12	88	Degeer-Meulders	1:48.897	9	5.187	0.186	12	142,38
13	6	Yves Noel	1:53.969	6	10.259	5.072	8	136,05

Fastest time : 1:42.994 in lap 9 by nbr. 47 : Tsunami RT()

Publication-time

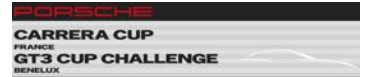
Results and Laptimes : www.raceresults.nu

Timekeeping by : Circuit Park Zandvoort

Time Printed : 25-06-2016 - 11:53

Clerk of the Course	Secretary of the Event	Timekeeper
Jeroen Frieman	Ria Waterreus	Kevin Schepers
Page 1 of 1	Results remain provisional pending technical examination and decisions from the stewards of the meeting	





Porsche Racing Days Zandvoort Circuit Park Zandvoort

Porsche Carrera Cup France & Benelux - Free Practice 2
Laptimes

25 - 26 June 2016
Zandvoort GP - 4307 mtr.

Nbr	Name / Team name	1	2	3	4	5	6	7	8	9	10	11	12	13	14	15
2	Hans Fabri	1:58.633	1:55.009	1:52.850	1:49.338	1:49.204	1:48.987	1:49.620	5:30.703	1:50.389	1:49.258	1:48.845	1:48.711	1:49.196	1:50.260	
3	Roger Grouwels	1:58.440	1:49.206	1:47.115	1:46.977	1:46.749	1:47.629	5:41.463	1:48.688	1:46.709	1:48.723	1:46.735	1:46.639	1:46.402	1:47.023	
4	Menno Van de Grijspaarde	2:01.125	1:50.118	1:47.670	1:45.962	1:46.330	1:45.580	5:28.594	1:46.469	1:46.312	1:46.027	1:47.793	1:46.643	1:45.886		
5	Jesse Van Kuijk	2:07.644	1:52.373	1:46.812	1:45.060	1:44.893	1:46.963	5:19.442	1:45.920	1:45.199						
6	Yves Noël	5:59.984	1:58.117	1:58.909	4:51.587	1:53.998	1:53.969	1:54.538	1:56.250							
7	Vincent Beltoise	1:59.892	1:47.928	1:46.542	1:46.175	1:50.600	1:47.336	1:45.864	1:50.124	6:44.380	1:49.625	1:47.069	1:47.495	1:49.182		
8	Carlos Rivas	1:53.132	1:48.629	1:47.985	1:47.172	1:47.640	1:47.084	1:47.006	5:15.178	1:51.352	1:47.398	1:47.476	1:45.949	1:46.692	1:51.136	
9	Joffrey De Narda	2:16.367	1:49.464	1:58.684	1:46.668	1:45.844	2:08.153	1:45.540	1:46.534	6:06.547	1:46.030	1:45.816	1:45.669	1:45.577		
10	Florian Latorre	2:06.106	1:51.818	1:47.006	1:56.102	1:55.791	1:46.223	7:46.627	1:47.855	1:45.077	1:44.400	1:49.434				
11	Lindland Roar	2:03.783	1:52.533	1:47.704	1:45.536	1:45.414	1:45.738	1:46.979	1:45.686	7:19.816	1:47.644	1:46.925	1:45.586			
12	Jorn Schmidt-Staade	2:06.169	1:53.066	1:47.179	1:46.396	1:45.981	5:21.461	1:49.780	1:46.758	1:47.521	1:48.370	1:47.922	5:16.858			
13	Oleksandr Gaidai	2:00.803	1:47.054	1:45.116	1:52.542	1:44.089	1:49.595	6:27.515	1:49.538	1:45.366	1:54.557	1:45.454	1:51.987	1:45.244		
14	Koen Wauters	2:00.632	1:51.140	1:49.518	1:48.560	1:47.801	1:48.513	6:07.019	1:47.914	1:45.981	1:45.733	1:45.201	1:45.739			
17	van Laere-Van Hover	1:49.905	1:46.816	1:45.733	1:45.743	1:46.412	6:28.389	1:57.496	1:59.240	1:59.655	2:05.473	2:03.984				
20	Pierre Piron	2:05.794	1:53.694	1:47.917	1:45.833	5:22.866	1:47.298	1:46.530	1:46.178	1:46.390	1:47.691	1:54.370	1:52.727	1:47.154	1:47.498	
37	John De Wilde	2:04.889	1:51.509	1:50.239	1:48.340	1:48.474	1:48.500	1:48.002	5:34.700	1:50.566	1:48.828	1:48.252	1:49.292	1:49.244	1:50.072	
47	Alexandre Jouannem	2:09.454	1:50.192	1:47.395	1:46.817	1:47.606	6:24.780	1:51.306	1:43.631	1:42.994	1:43.188	1:50.457				
48	Mathieu Jaminet	2:01.715	1:48.425	1:45.228	1:44.888	1:44.660	7:26.545	1:44.591	1:44.484	1:49.465	6:48.207	1:45.724				
55	Nicolas Misslin	2:02.890	1:52.287	1:48.816	1:46.832	1:46.438	1:46.262	1:46.155	9:19.944	1:47.080	1:47.209					
85	Thomas Laurent	1:57.921	1:49.002	1:46.176	1:45.460	1:45.281	1:45.249	5:58.619	1:46.169	1:45.937	1:45.979	1:45.813	1:48.951	1:45.891		
88	Degeer-Meulders	1:56.472	1:53.430	1:49.885	1:48.947	5:27.614	1:49.158	1:49.132	1:49.342	1:48.897	1:50.278	1:49.350	1:49.039			
98	Yarnick Hoogaars	2:04.593	1:58.352	1:47.139	1:46.001	1:45.865	1:45.498	1:57.445	1:45.780	6:40.184	1:46.563	1:46.398	1:45.964	1:45.915	1:47.172	
99	Dylan Derdaele	2:05.711	1:48.149	1:45.198	1:44.216	7:13.805	1:43.710	1:44.237								
555	Julien Andlauer	1:58.879	1:49.151	1:47.344	1:45.724	1:45.680	1:44.917	1:44.305	1:44.591	1:44.737	7:34.922	1:46.612	1:45.118	1:45.851		
911	Christophe Lapierre	1:59.224	1:59.726	1:48.415	1:47.007	1:46.484	1:47.316	1:47.080	10:30.486	1:47.444	1:47.264	1:46.869				



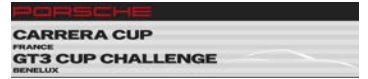
Porsche Racing Days Zandvoort Circuit Park Zandvoort

Porsche Carrera Cup France & Benelux - Free Practice 2

25 - 26 June 2016
Zandvoort GP - 4307 mtr.

Pos	Nbr	Name / Team name	Sector 1			Sector 2			Sector 3			Theoretical best	Actual best	In
			time	Lap	pos	time	Lap	pos	time	Lap	pos			
1	47	Alexandre Jouannem	45.419	9	1	27.072	9	1	30.414	10	1	1:42.905	1:42.994	9
2	99	Dylan Derdaele	45.858	6	2	27.110	6	2	30.693	7	2	1:43.661	1:43.710	6
3	13	Oleksandr Gaidai	46.050	5	5	27.322	5	3	30.717	5	4	1:44.089	1:44.089	5
4	555	Julien Andlauer	45.959	7	3	27.392	7	4	30.904	6	6	1:44.255	1:44.305	7
5	10	Florian Latorre	46.244	10	9	27.463	10	5	30.693	10	3	1:44.400	1:44.400	10
6	48	Mathieu Jaminet	46.126	8	7	27.566	8	6	30.774	5	5	1:44.466	1:44.484	8
7	5	Jesse Van Kuijk	46.035	9	4	27.586	6	7	31.074	5	11	1:44.695	1:44.893	5
8	14	Koen Wauters	46.124	13	6	27.796	12	13	30.966	11	7	1:44.886	1:45.201	11
9	85	Thomas Laurent	46.233	7	8	27.832	4	16	30.992	4	9	1:45.057	1:45.249	6
10	11	Lindland Roar	46.547	6	11	27.617	5	9	31.102	5	13	1:45.266	1:45.414	5
11	98	Yannick Hoogaars	46.620	6	14	27.586	5	8	31.170	8	14	1:45.376	1:45.498	6
12	9	Joffrey De Narda	46.561	7	12	27.839	5	17	30.968	13	8	1:45.368	1:45.540	7
13	4	Menno Van de Grijspaarde	46.584	4	13	27.784	13	12	31.011	9	10	1:45.379	1:45.580	6
14	17	van Laere-Van Hover	46.399	3	10	27.806	4	15	31.490	4	21	1:45.695	1:45.733	3
15	20	Pierre Piron	46.819	8	19	27.758	4	11	31.239	4	16	1:45.816	1:45.833	4
16	7	Vincent Beltoise	46.696	7	16	28.011	4	22	31.084	7	12	1:45.791	1:45.864	7
17	8	Carlos Rivas	46.902	12	20	27.800	12	14	31.220	12	15	1:45.922	1:45.949	12
18	12	Jorn Schmidt-Staade	46.689	5	15	27.758	5	10	31.398	3	20	1:45.845	1:45.981	5
19	55	Nicolas Misslin	46.790	7	18	27.970	6	20	31.389	7	19	1:46.149	1:46.155	7
20	3	Roger Grouwels	46.755	13	17	27.945	9	19	31.323	4	18	1:46.023	1:46.402	13
21	911	Christophe Lapierre	47.079	7	21	27.934	4	18	31.289	5	17	1:46.302	1:46.484	5
22	37	John De Wilde	47.807	5	22	27.971	4	21	32.095	7	23	1:47.873	1:48.002	7
23	2	Hans Fabri	48.063	11	23	28.280	12	23	32.053	10	22	1:48.396	1:48.711	12
24	88	Degeer-Meulders	48.233	12	24	28.980	1	24	32.758	2	24	1:49.971	1:48.897	9
25	6	Yves Noël	50.423	6	25	29.300	5	25	33.522	7	25	1:53.245	1:53.969	6





Porsche Racing Days Zandvoort Circuit Park Zandvoort

Porsche Carrera Cup France & Benelux - Free Practice 2
Laps and Sector Times

25 - 26 June 2016
Zandvoort GP - 4307 mtr.

2		Hans Fabri							Porsche GT3 Cup 991										
lap	Sect-1	Speed	Sect-2	Speed	Sect-3	Speed	TopSpeed	laptime	pit	lap	Sect-1	Speed	Sect-2	Speed	Sect-3	Speed	Topspeed	laptime	pit
1	Out		31.083		33.815	229,9		1:58.633		8	4:29.653		28.675		32.375	229,9	211,8	5:30.703	P
2	49.759		28.700		36.550	184,2	211,4	1:55.009		9	48.993		28.743		32.653	<u>232,1</u>	<u>223,1</u>	1:50.389	
3	51.224		28.953		32.673	227,7	180,3	1:52.850		10	48.529		28.676		<u>32.053</u>	231,0	220,0	1:49.258	
4	48.525		28.699		32.114	231,6	<u>223,1</u>	1:49.338		11	<u>48.063</u>		28.497		32.285	229,9	211,4	1:48.845	
5	48.519		28.395		32.290	231,6	220,9	1:49.204		12	48.185		<u>28.280</u>		32.246	<u>232,1</u>	217,7	<u>1:48.711</u>	
6	48.182		28.421		32.384	231,0	215,6	1:48.987		13	48.468		28.357		32.371	231,0	216,9	1:49.196	
7	48.574		28.732		32.314	229,3	218,6	1:49.620		14	48.462		28.777		33.021	227,1	218,2	1:50.260	

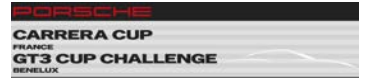
3		Roger Grouwels							Porsche GT3 Cup 991										
lap	Sect-1	Speed	Sect-2	Speed	Sect-3	Speed	TopSpeed	laptime	pit	lap	Sect-1	Speed	Sect-2	Speed	Sect-3	Speed	Topspeed	laptime	pit
1	Out		30.458		33.582	229,3		1:58.440		8	48.346		28.597		31.745	229,9	209,3	1:48.688	
2	48.579		28.600		32.027	229,9	208,5	1:49.206		9	47.272		<u>27.945</u>		31.492	231,0	224,5	1:46.709	
3	47.247		28.249		31.619	231,0	224,5	1:47.115		10	48.698		28.519		31.506	231,6	229,3	1:48.723	
4	47.395		28.259		<u>31.323</u>	230,4	231,3	1:46.977		11	47.116		28.026		31.593	231,0	225,5	1:46.735	
5	47.402		27.963		31.384	231,0	223,1	1:46.749		12	47.087		27.955		31.597	231,0	225,5	1:46.639	
6	46.843		28.767		32.019	<u>232,1</u>	225,0	1:47.629		13	<u>46.755</u>		28.108		31.539	231,0	230,3	<u>1:46.402</u>	
7	4:37.067		30.485		33.911	226,1	220,4	5:41.463	P	14	47.000		28.061		31.962	225,5	<u>234,3</u>	1:47.023	

4		Menno Van de Grijspaarde							Porsche GT3 Cup 991										
lap	Sect-1	Speed	Sect-2	Speed	Sect-3	Speed	TopSpeed	laptime	pit	lap	Sect-1	Speed	Sect-2	Speed	Sect-3	Speed	Topspeed	laptime	pit
1	Out		30.435		33.621	231,0		2:01.125		8	46.918		27.850		31.701	228,2	224,5	1:46.469	
2	48.740		29.401		31.977	234,4	206,1	1:50.118		9	47.393		27.908		<u>31.011</u>	235,6	215,6	1:46.312	
3	47.377		28.611		31.682	236,1	217,3	1:47.670		10	46.826		28.079		31.122	236,1	228,8	1:46.027	
4	<u>46.584</u>		27.996		31.382	<u>237,3</u>	227,4	1:45.962		11	48.553		28.035		31.205	235,0	219,1	1:47.793	
5	47.001		28.034		31.295	231,6	<u>229,8</u>	1:46.330		12	46.982		27.906		31.755	231,6	227,8	1:46.643	
6	46.690		27.792		31.098	236,1	221,3	<u>1:45.580</u>		13	46.878		<u>27.784</u>		31.224	235,0	225,9	1:45.886	
7	4:28.989		28.177		31.428	234,4	228,3	5:28.594	P	14									

5		Jesse Van Kuijk							Porsche GT3 Cup 991										
lap	Sect-1	Speed	Sect-2	Speed	Sect-3	Speed	TopSpeed	laptime	pit	lap	Sect-1	Speed	Sect-2	Speed	Sect-3	Speed	Topspeed	laptime	pit
1	Out		34.472		35.307	217,8		2:07.644		6	47.717		<u>27.586</u>		31.660	235,0	204,5	1:46.963	
2	50.741		29.174		32.458	232,1	188,8	1:52.373		7	4:19.838		27.962		31.642	235,0	231,3	5:19.442	P
3	46.938		28.385		31.489	233,8	228,3	1:46.812		8	46.663		27.984		31.273	236,7	231,8	1:45.920	
4	46.132		27.761		31.167	236,1	232,8	1:45.060		9	<u>46.035</u>		27.863		31.301	235,0	232,3	1:45.199	
5	46.061		27.758		<u>31.074</u>	<u>237,3</u>	230,8	<u>1:44.893</u>		10									

6		Yves Noel							Porsche GT3 Cup 991										
lap	Sect-1	Speed	Sect-2	Speed	Sect-3	Speed	TopSpeed	laptime	pit	lap	Sect-1	Speed	Sect-2	Speed	Sect-3	Speed	Topspeed	laptime	pit
1	Out		31.000		34.876	219,3		5:59.984	P	5	51.086		<u>29.300</u>		33.612	226,6	205,7	1:53.998	
2	51.663		31.583		34.871	222,9	202,2	1:58.117		6	<u>50.423</u>		29.739		33.807	<u>227,1</u>	199,6	<u>1:53.962</u>	
3	52.634		31.213		35.062	221,9	200,4	1:58.909		7	51.398		29.618		<u>33.522</u>	<u>227,1</u>	203,0	1:54.538	
4	3:46.642		30.408		34.537	225,5	194,9	4:51.587	P	8	52.030		29.871		34.349	225,5	<u>209,7</u>	1:56.250	

7		Vincent Beltoise							Porsche GT3 Cup 991										
lap	Sect-1	Speed	Sect-2	Speed	Sect-3	Speed	TopSpeed	laptime	pit	lap	Sect-1	Speed	Sect-2	Speed	Sect-3	Speed	Topspeed	laptime	pit
1	Out		31.341		34.712	230,4		1:59.892		8	48.330		29.875		31.919	235,6	<u>240,5</u>	1:50.124	
2	48.011		28.449		31.468	235,6	215,6	1:47.928		9	5:44.868		28.137		31.375	236,7	237,4	6:44.380	P
3	47.132		28.213		31.197	<u>237,9</u>	227,4	1:46.542		10	47.301		28.331		33.993	236,7	229,8	1:49.625	
4	46.913		<u>28.011</u>		31.251	237,3	226,4	1:46.175		11	47.591		28.130		31.348	236,1	220,4	1:47.069	
5	47.074		28.171		35.355	233,3	224,1	1:50.600		12	47.322		28.486		31.687	233,8	224,1	1:47.495	
6	47.146		28.672		31.518	236,1	228,3	1:47.336		13	47.510		29.845		31.827	235,0	223,1	1:49.182	
7	<u>46.696</u>		28.084		<u>31.084</u>	236,1	227,4	<u>1:45.864</u>		14									



Porsche Racing Days Zandvoort Circuit Park Zandvoort

Porsche Carrera Cup France & Benelux - Free Practice 2
Laps and Sector Times

25 - 26 June 2016
Zandvoort GP - 4307 mtr.

8 Carlos Rivas								Porsche GT3 Cup 991											
lap	Sect-1	Speed	Sect-2	Speed	Sect-3	Speed	TopSpeed	laptime	pit	lap	Sect-1	Speed	Sect-2	Speed	Sect-3	Speed	Topspeed	laptime	pit
1	Out		29.572		32.546	237,9		1:53.081		8	4:11.400		29.880		33.898	207,8	218,2	5:15.178	P
2	48.046		28.434		32.149	239,1	215,6	1:48.629		9	50.374		28.592		32.386	239,1	175,3	1:51.352	
3	47.855		28.192		31.948	231,6	216,9	1:47.995		10	47.206		27.916		32.276	214,4	223,1	1:47.398	
4	47.343		28.221		31.598	240,3	220,0	1:47.162		11	48.010		28.159		31.307	240,9	185,6	1:47.476	
5	47.943		28.187		31.510	<u>244,6</u>	213,0	1:47.640		12	<u>46.918</u>		<u>27.811</u>		<u>31.220</u>	240,3	218,6	<u>1:45.949</u>	
6	47.329		28.176		31.579	241,5	217,7	1:47.084		13	47.269		27.823		31.600	238,5	206,5	1:46.692	
7	47.212		28.233		31.561	240,3	222,2	1:47.006		14	50.198		29.419		31.519	240,9	228,8	1:51.136	

9 Joffrey De Narda								Porsche GT3 Cup 991											
lap	Sect-1	Speed	Sect-2	Speed	Sect-3	Speed	TopSpeed	laptime	pit	lap	Sect-1	Speed	Sect-2	Speed	Sect-3	Speed	Topspeed	laptime	pit
1	Out		31.721		43.901	216,3		2:16.367		8	46.753		27.866		31.915	234,4	238,9	1:46.534	
2	48.975		28.466		32.023	223,9	215,1	1:49.464		9	4:43.337		35.192		48.018	229,3	238,4	6:06.547	P
3	50.095		29.135		39.454	234,4	186,9	1:58.684		10	46.956		27.907		31.167	235,6	232,8	1:46.030	
4	47.277		28.071		31.320	233,3	229,8	1:46.668		11	46.945		27.883		30.988	235,6	238,9	1:45.816	
5	46.838		<u>27.839</u>		31.167	235,0	228,3	1:45.844		12	46.759		27.877		31.033	236,1	<u>241,1</u>	1:45.669	
6	57.809		35.435		34.909	235,0	144,2	2:08.153		13	46.637		27.972		<u>30.968</u>	<u>236,7</u>	233,3	1:45.577	
7	<u>46.561</u>		27.946		31.033	235,0	236,3	<u>1:45.540</u>		14									

10 Florian Latorre								Porsche GT3 Cup 991											
lap	Sect-1	Speed	Sect-2	Speed	Sect-3	Speed	TopSpeed	laptime	pit	lap	Sect-1	Speed	Sect-2	Speed	Sect-3	Speed	Topspeed	laptime	pit
1	Out		31.183		35.468	230,4		2:06.106		7	6:38.172		34.707		33.748	231,0	217,3	7:46.627	P
2	48.689		30.245		32.884	233,3	204,9	1:51.818		8	47.906		28.380		31.569	235,0	209,3	1:47.855	
3	47.163		28.344		31.499	235,0	222,2	1:47.006		9	46.483		27.733		30.861	235,6	218,6	1:45.077	
4	47.478		28.082		40.542	114,1	226,4	1:56.102		10	<u>46.244</u>		<u>27.463</u>		<u>30.693</u>	<u>236,7</u>	<u>228,8</u>	<u>1:44.400</u>	
5	54.367		28.423		33.001	235,0	100,3	1:55.791		11	50.084		28.402		30.948	236,1	210,9	1:49.434	
6	46.883		28.168		31.172	235,6	224,1	1:46.223		12									

11 Lindland Roar								Porsche GT3 Cup 991											
lap	Sect-1	Speed	Sect-2	Speed	Sect-3	Speed	TopSpeed	laptime	pit	lap	Sect-1	Speed	Sect-2	Speed	Sect-3	Speed	Topspeed	laptime	pit
1	Out		31.792		35.443	204,3		2:03.783		7	47.701		27.995		31.283	233,8	204,5	1:46.979	
2	50.695		29.499		32.339	229,9	194,9	1:52.533		8	46.792		27.625		31.269	233,8	226,9	1:45.686	
3	48.079		28.143		31.482	233,3	222,7	1:47.704		9	6:15.615		32.061		32.140	231,6	<u>243,2</u>	7:19.816	P
4	46.636		27.690		31.210	234,4	233,8	1:45.536		10	47.495		28.572		31.577	234,4	220,0	1:47.644	
5	46.695		<u>27.617</u>		<u>31.102</u>	234,4	234,3	<u>1:45.414</u>		11	47.811		27.778		31.336	233,8	208,5	1:46.925	
6	<u>46.547</u>		28.015		31.176	<u>235,0</u>	233,3	1:45.738		12	46.779		27.693		31.114	234,4	232,3	1:45.586	

12 Jorn Schmidt-Staade								Porsche GT3 Cup 991											
lap	Sect-1	Speed	Sect-2	Speed	Sect-3	Speed	TopSpeed	laptime	pit	lap	Sect-1	Speed	Sect-2	Speed	Sect-3	Speed	Topspeed	laptime	pit
1	Out		32.246		34.890	229,3		2:06.169		7	49.919		28.127		31.734	235,0	157,9	1:49.780	
2	50.875		29.673		32.518	234,4	179,7	1:53.066		8	47.291		27.960		31.507	235,6	223,1	1:46.758	
3	47.693		28.088		<u>31.398</u>	<u>237,3</u>	213,9	1:47.179		9	47.395		28.270		31.856	234,4	<u>233,8</u>	1:47.521	
4	47.088		27.879		31.429	235,6	<u>233,8</u>	1:46.396		10	47.870		28.540		31.960	233,3	199,6	1:48.370	
5	<u>46.689</u>		<u>27.758</u>		31.534	232,1	227,8	<u>1:45.981</u>		11	47.711		28.310		31.901	232,7	220,9	1:47.922	
6	4:19.424		29.772		32.265	226,1	219,5	5:21.461	P	12	4:14.614		29.217		33.027	230,4	222,7	5:16.858	P

13 Oleksandr Gaidai								Porsche GT3 Cup 991											
lap	Sect-1	Speed	Sect-2	Speed	Sect-3	Speed	TopSpeed	laptime	pit	lap	Sect-1	Speed	Sect-2	Speed	Sect-3	Speed	Topspeed	laptime	pit
1	Out		29.768		37.514	229,3		2:00.803		8	46.444		28.928		34.166	233,3	<u>226,4</u>	1:49.538	
2	47.677		28.163		31.214	234,4	201,9	1:47.054		9	46.729		27.752		30.885	<u>235,0</u>	216,4	1:45.366	
3	46.423		27.580		31.113	234,4	220,9	1:45.116		10	51.753		28.381		34.423	232,7	194,9	1:54.557	
4	47.631		32.759		32.152	232,7	189,5	1:52.542		11	46.617		27.680		31.157	233,8	225,0	1:45.454	
5	<u>46.050</u>		<u>27.322</u>		<u>30.717</u>	<u>235,0</u>	221,3	<u>1:44.089</u>		12	49.143		31.082		31.762	233,3	199,3	1:51.987	
6	50.261		28.061		31.273	233,3	199,3	1:49.595		13	46.709		27.667		30.868	<u>235,0</u>	222,7	1:45.244	
7	5:19.288		28.137		40.090	225,5	<u>226,4</u>	6:27.515	P	14									



Porsche Racing Days Zandvoort Circuit Park Zandvoort

Porsche Carrera Cup France & Benelux - Free Practice 2

25 - 26 June 2016

Laps and Sector Times

Zandvoort GP - 4307 mtr.

14 Koen Wauters									Porsche GT3 Cup 991										
lap	Sect-1	Speed	Sect-2	Speed	Sect-3	Speed	TopSpeed	laptime	pit	lap	Sect-1	Speed	Sect-2	Speed	Sect-3	Speed	Topspeed	laptime	pit
1	Out		30.559		33.577	229,9		2:00.632		7	5:03.721		30.553		32.745	231,6	206,1	6:07.019	P
2	49.971		28.822		32.347	232,1	200,4	1:51.140		8	48.408		27.978		31.528	233,3	200,7	1:47.914	
3	48.871		28.637		32.010	233,3	202,6	1:49.518		9	46.790		27.903		31.288	233,8	216,0	1:45.981	
4	48.162		28.296		32.102	231,6	196,0	1:48.560		10	46.682		27.936		31.115	<u>235,0</u>	214,7	1:45.733	
5	48.053		28.009		31.739	232,1	198,9	1:47.801		11	46.232		28.003		<u>30.966</u>	<u>235,0</u>	<u>219,1</u>	<u>1:45.201</u>	
6	48.179		28.451		31.883	230,4	200,4	1:48.513		12	46.936		<u>27.796</u>		31.007	234,4	209,7	1:45.739	

17 van Laere-Van Hover									Porsche GT3 Cup 991										
lap	Sect-1	Speed	Sect-2	Speed	Sect-3	Speed	TopSpeed	laptime	pit	lap	Sect-1	Speed	Sect-2	Speed	Sect-3	Speed	Topspeed	laptime	pit
1	48.404		28.920		32.581	233,8	208,9	1:49.905		7	53.198		30.227		34.071	225,0	176,5	1:57.496	
2	46.795		28.391		31.630	<u>234,4</u>	225,5	1:46.816		8	52.934		30.833		35.473	219,8	216,0	1:59.240	
3	<u>46.399</u>		27.834		31.500	232,7	<u>236,3</u>	<u>1:45.733</u>		9	52.719		31.508		35.428	221,3	206,5	1:59.655	
4	46.447		<u>27.806</u>		<u>31.490</u>	<u>234,4</u>	231,8	1:45.743		10	55.374		33.096		37.003	218,3	196,4	2:05.473	
5	46.683		27.915		31.814	227,1	229,3	1:46.412		11	53.960		33.336		36.688	221,9	206,1	2:03.984	
6	5:23.143		30.534		34.712	219,3	233,3	6:28.389		12									

20 Pierre Piron									Porsche GT3 Cup 991										
lap	Sect-1	Speed	Sect-2	Speed	Sect-3	Speed	TopSpeed	laptime	pit	lap	Sect-1	Speed	Sect-2	Speed	Sect-3	Speed	Topspeed	laptime	pit
1	Out		33.305		35.183	215,8		2:05.794		8	<u>46.819</u>		27.973		31.386	235,6	<u>229,8</u>	1:46.178	
2	51.460		29.497		32.737	233,8	174,5	1:53.694		9	47.180		27.956		31.254	235,0	205,3	1:46.390	
3	48.222		28.239		31.456	<u>236,7</u>	201,5	1:47.917		10	47.636		28.437		31.618	236,1	214,7	1:47.691	
4	46.836		<u>27.758</u>		<u>31.239</u>	236,1	220,0	<u>1:45.833</u>		11	53.764		28.922		31.684	235,6	220,9	1:54.370	
5	4:21.303		29.255		32.308	234,4	208,1	5:22.866	P	12	50.564		29.598		32.565	234,4	224,5	1:52.727	
6	47.502		28.223		31.573	233,3	221,8	1:47.298		13	47.235		28.564		31.355	235,6	227,8	1:47.154	
7	47.080		28.049		31.401	235,6	212,6	1:46.530		14	47.338		28.012		32.148	229,9	218,6	1:47.498	

37 John De Wilde									Porsche GT3 Cup 991										
lap	Sect-1	Speed	Sect-2	Speed	Sect-3	Speed	TopSpeed	laptime	pit	lap	Sect-1	Speed	Sect-2	Speed	Sect-3	Speed	Topspeed	laptime	pit
1	Out		30.725		36.762	218,3		2:04.889		8	4:32.895		28.829		32.976	228,2	223,1	5:34.700	P
2	49.601		28.864		33.044	227,1	215,6	1:51.509		9	49.184		28.711		32.671	229,3	208,9	1:50.566	
3	49.020		28.284		32.935	229,3	217,7	1:50.239		10	48.205		28.287		32.336	<u>230,4</u>	218,2	1:48.828	
4	48.185		<u>27.971</u>		32.184	229,9	222,2	1:48.340		11	47.986		28.108		32.158	229,3	211,8	1:48.252	
5	<u>47.807</u>		28.454		32.213	229,3	221,8	1:48.474		12	48.007		28.701		32.584	229,3	225,9	1:49.292	
6	48.326		27.973		32.201	229,3	<u>227,4</u>	1:48.500		13	48.311		28.519		32.414	<u>230,4</u>	211,8	1:49.244	
7	47.856		28.051		<u>32.095</u>	229,3	215,1	<u>1:48.002</u>		14	48.678		28.523		32.871	200,4	224,1	1:50.072	

47 Alexandre Jouannem									Porsche GT3 Cup 991										
lap	Sect-1	Speed	Sect-2	Speed	Sect-3	Speed	TopSpeed	laptime	pit	lap	Sect-1	Speed	Sect-2	Speed	Sect-3	Speed	Topspeed	laptime	pit
1	Out		34.413		34.090	231,0		2:09.454		7	48.243		28.037		35.026	235,6	222,2	1:51.306	
2	48.138		29.608		32.446	235,6	212,2	1:50.192		8	45.862		27.211		30.558	236,7	230,3	1:43.631	
3	47.427		28.473		31.495	236,1	229,8	1:47.395		9	<u>45.419</u>		<u>27.072</u>		30.503	236,7	227,4	<u>1:42.994</u>	
4	46.666		28.849		31.302	<u>237,9</u>	225,5	1:46.817		10	45.445		27.329		<u>30.414</u>	<u>237,9</u>	<u>231,3</u>	1:43.188	
5	47.049		28.741		31.816	237,3	226,4	1:47.606		11	45.654		27.505		37.298	236,1	229,3	1:50.457	
6	5:05.112		35.915		43.753	230,4	220,9	6:24.780	P	12									

48 Mathieu Jaminet									Porsche GT3 Cup 991										
lap	Sect-1	Speed	Sect-2	Speed	Sect-3	Speed	TopSpeed	laptime	pit	lap	Sect-1	Speed	Sect-2	Speed	Sect-3	Speed	Topspeed	laptime	pit
1	Out		31.080		33.578	232,7		2:01.715		7	46.187		27.603		30.801	<u>237,3</u>	223,1	1:44.591	
2	48.470		28.531		31.424	235,6	210,1	1:48.425		8	<u>46.126</u>		<u>27.566</u>		30.792	<u>237,3</u>	<u>227,8</u>	<u>1:44.484</u>	
3	46.634		27.751		30.843	236,1	218,6	1:45.228		9	48.348		27.926		33.191	236,7	224,5	1:49.465	
4	46.304		27.571		31.013	<u>237,3</u>	222,2	1:44.888		10	5:44.689		27.989		35.529	236,1	222,2	6:48.207	P
5	46.310		27.576		<u>30.774</u>	236,1	227,4	1:44.660		11	46.909		27.591		31.224	236,7	225,5	1:45.724	
6	6:27.765		27.714		31.066	236,1	213,4	7:26.545	P	12									





Porsche Racing Days Zandvoort Circuit Park Zandvoort

Porsche Carrera Cup France & Benelux - Free Practice 2
Laps and Sector Times

25 - 26 June 2016
Zandvoort GP - 4307 mtr.

55		Nicolas Misslin						Porsche GT3 Cup 991											
lap	Sect-1	Speed	Sect-2	Speed	Sect-3	Speed	TopSpeed	laptime	pit	lap	Sect-1	Speed	Sect-2	Speed	Sect-3	Speed	Topspeed	laptime	pit
1	Out		30.716		34.959	230,4		2:02.890		6	46.878		<u>27.970</u>		31.414	<u>233,8</u>	227,4	1:46.262	
2	49.639		29.580		33.068	229,3	213,9	1:52.287		7	<u>46.790</u>		27.976		<u>31.389</u>	<u>233,8</u>	226,4	<u>1:46.155</u>	
3	48.420		28.384		32.012	232,7	213,9	1:48.816		8	8:19.088		28.257		32.599	231,6	217,3	9:19.944	P
4	47.169		28.048		31.615	232,1	232,8	1:46.832		9	47.302		28.167		31.611	233,3	223,1	1:47.080	
5	46.935		28.091		31.412	<u>233,8</u>	229,8	1:46.438		10	47.341		28.185		31.683	<u>233,8</u>	234,8	1:47.209	

85		Thomas Laurent						Porsche GT3 Cup 991											
lap	Sect-1	Speed	Sect-2	Speed	Sect-3	Speed	TopSpeed	laptime	pit	lap	Sect-1	Speed	Sect-2	Speed	Sect-3	Speed	Topspeed	laptime	pit
1	Out		29.631		32.797	233,8		1:57.921		8	46.808		28.184		31.177	235,6	226,4	1:46.169	
2	48.561		28.512		31.929	235,6	204,5	1:49.002		9	46.731		28.028		31.178	235,6	231,3	1:45.937	
3	47.081		27.877		31.218	236,1	213,4	1:46.176		10	46.719		28.025		31.235	235,6	220,0	1:45.979	
4	46.636		<u>27.832</u>		<u>30.992</u>	<u>236,7</u>	213,4	1:45.460		11	46.695		28.053		31.065	236,1	226,4	1:45.813	
5	46.390		27.838		31.053	<u>236,7</u>	217,3	1:45.281		12	49.506		28.223		31.222	235,0	219,5	1:48.951	
6	46.321		27.925		31.003	233,8	221,8	<u>1:45.249</u>		13	46.647		27.963		31.281	235,0	226,4	1:45.891	
7	<u>4:59.242</u>		28.114		31.263	235,6	225,0	5:58.619	P	14									

88		Degeer-Meulders						Porsche GT3 Cup 991											
lap	Sect-1	Speed	Sect-2	Speed	Sect-3	Speed	TopSpeed	laptime	pit	lap	Sect-1	Speed	Sect-2	Speed	Sect-3	Speed	Topspeed	laptime	pit
1	49.285		<u>28.980</u>		38.207	<u>144,5</u>	<u>203,4</u>	1:56.472		7								1:49.132	
2	51.275		29.397		<u>32.758</u>		185,9	1:53.430		8								1:49.342	
3	48.428							1:49.885		9								<u>1:48.897</u>	
4								1:48.947		10								1:50.278	
5								5:27.614		11								1:49.350	
6								1:49.158		12	<u>48.233</u>							1:49.039	

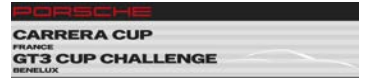
98		Yannick Hoogaars						Porsche GT3 Cup 991											
lap	Sect-1	Speed	Sect-2	Speed	Sect-3	Speed	TopSpeed	laptime	pit	lap	Sect-1	Speed	Sect-2	Speed	Sect-3	Speed	Topspeed	laptime	pit
1	Out		30.738		33.911	206,9		2:04.593		8	47.014		27.596		<u>31.170</u>	236,1	212,6	1:45.780	
2	49.431		29.261		39.660	233,3	187,8	1:58.352		9	5:39.354		28.998		31.832	235,6	187,2	6:40.184	P
3	47.537		27.927		31.675	235,6	210,9	1:47.139		10	47.175		27.861		31.527	235,6	216,4	1:46.563	
4	46.896		27.660		31.445	236,1	214,3	1:46.001		11	46.780		27.727		31.891	229,9	218,2	1:46.398	
5	46.729		<u>27.586</u>		31.550	235,0	<u>225,0</u>	1:45.865		12	46.861		27.788		31.315	236,1	221,3	1:45.964	
6	<u>46.620</u>		27.639		31.239	<u>237,3</u>	220,4	<u>1:45.498</u>		13	46.826		27.731		31.358	236,1	222,7	1:45.915	
7	54.453		30.184		32.808	235,6	198,5	1:57.445		14	47.435		27.969		31.768	236,1	219,5	1:47.172	

99		Dylan Derdaele						Porsche GT3 Cup 991											
lap	Sect-1	Speed	Sect-2	Speed	Sect-3	Speed	TopSpeed	laptime	pit	lap	Sect-1	Speed	Sect-2	Speed	Sect-3	Speed	Topspeed	laptime	pit
1	Out		30.589		33.756	231,6		2:05.711		5	6:15.655		27.325		30.825	235,6	213,9	7:13.805	P
2	48.122		28.609		31.418	234,4	198,5	1:48.149		6	<u>45.858</u>		<u>27.110</u>		30.742	236,7	216,9	<u>1:43.710</u>	
3	46.677		27.610		30.911	236,1	213,9	1:45.198		7	46.310		27.234		<u>30.693</u>	236,1	223,1	1:44.237	
4	46.338		27.167		30.711	<u>237,3</u>	<u>225,0</u>	1:44.216		8									

555		Julien Andlauer						Porsche GT3 Cup 991											
lap	Sect-1	Speed	Sect-2	Speed	Sect-3	Speed	TopSpeed	laptime	pit	lap	Sect-1	Speed	Sect-2	Speed	Sect-3	Speed	Topspeed	laptime	pit
1	Out		30.652		32.945	225,5		1:58.879		8	46.152		27.533		30.906	235,6	228,3	1:44.591	
2	48.655		28.517		31.979	236,7	187,5	1:49.151		9	46.276		27.470		30.991	235,6	225,5	1:44.737	
3	47.432		28.542		31.370	<u>237,3</u>	210,1	1:47.344		10	6:32.275		31.214		31.433	236,7	<u>234,3</u>	7:34.922	P
4	46.675		27.947		31.102	236,1	219,1	1:45.724		11	47.813		27.738		31.061	236,1	215,1	1:46.612	
5	46.388		27.653		31.639	234,4	218,6	1:45.680		12	46.469		27.600		31.049	<u>237,3</u>	228,3	1:45.118	
6	46.391		27.622		<u>30.904</u>	<u>237,3</u>	223,1	1:44.917		13	46.119		28.238		31.494	236,1	228,8	1:45.851	
7	<u>45.959</u>		<u>27.392</u>		30.954	236,1	233,8	<u>1:44.305</u>		14									

911		Christophe Lapierre						Porsche GT3 Cup 991											
lap	Sect-1	Speed	Sect-2	Speed	Sect-3	Speed	TopSpeed	laptime	pit	lap	Sect-1	Speed	Sect-2	Speed	Sect-3	Speed	Topspeed	laptime	pit
1	Out		30.115		34.217	223,4		1:59.224		7	<u>47.079</u>		28.364		31.637	233,3	215,6	1:47.080	
2	49.983		32.959		36.784	231,0	192,5	1:59.726		8	9:28.457		30.056		31.973	233,8	216,4	10:30.486	P





Porsche Racing Days Zandvoort
Circuit Park Zandvoort

Porsche Carrera Cup France & Benelux - Free Practice 2

25 - 26 June 2016

Laps and Sector Times

Zandvoort GP - 4307 mtr.

3	48.377	28.174	31.864	233,8	199,3	1:48.415	9	47.655	28.077	31.712	233,8	207,3	1:47.444
4	47.469	<u>27.934</u>	31.604	<u>235,0</u>	210,9	1:47.007	10	47.347	28.088	31.829	<u>235,0</u>	206,9	1:47.264
5	47.228	27.967	<u>31.289</u>	234,4	219,5	<u>1:46.484</u>	11	47.097	27.976	31.796	233,8	225,0	1:46.869
6	47.337	28.319	31.660	<u>235,0</u>	219,1	1:47.316	12						





Porsche Racing Days Zandvoort

Circuit Park Zandvoort

Heat name : Porsche Carrera Cup France & Benelux - Free Practice 2
 Heat Date : 25 June 2016
 Weather :
 Circuit name : Zandvoort GP - 4307 mtr.

Participants Started	: 25	Participants Classified	: 25
Participants Finished	: 8	Participants Not Classified	: 0
Participants Not Finished	: 17		

Green flag at	: 11:14:14	Heat recording start time	: 11:12:02
Finish flag waved at	: 11:44:15	Heat recording end time	: 11:46:30
Total time under Green	: 30:00	Total of All Laps in Heat	: 299
Number of cautions	: 0	Total time under Yellow	: 00:00:00
Number of code-60's	: 0	Total time under Code-60	: 00:00:00

Summary of winners per class

Nbr	Name / Team name	Cls	Fastest Laptime	In	Avg. Speed	Laps	Race Time
-----	------------------	-----	-----------------	----	------------	------	-----------

Best Lap time history during the Heat

#	Nbr	lap time	in lap	Name	time of day
1	99	1:48.149	2	Dylan Derdaele	11:18:53
2	7	1:47.928	2	Vincent Beltoise	11:18:58
3	13	1:47.054	2	Oleksandr Gaidai	11:19:10
4	99	1:45.198	3	Dylan Derdaele	11:20:39
5	13	1:45.116	3	Oleksandr Gaidai	11:20:55
6	99	1:44.216	4	Dylan Derdaele	11:22:23
7	13	1:44.089	5	Oleksandr Gaidai	11:24:31
8	99	1:43.710	6	Dylan Derdaele	11:31:20
9	47	1:43.631	8	Alexandre Jouannem	11:34:17
10	47	1:42.994	9	Alexandre Jouannem	11:35:59

Summary of best lap times per class

Nbr	Name / Team name	Cls	Fastest Laptime	In	Speed
47	Alexandre Jouannem	PCCF	1:42.994	9	150,54
99	Dylan Derdaele	PGT3CCB	1:43.710	6	149,51





Porsche Racing Days Zandvoort

Circuit Park Zandvoort

Porsche Carrera Cup France & Benelux - Free Practice 3

25 - 26 June 2016
Zandvoort GP - 4307 mtr.

Pos	Nbr	Name	Cls	PIC	Fastest	In	Gap	Diff	Laps	Km/h
1	48	Mathieu Jaminet	PCCF	1	1:43.530	5			8	149,77
2	9	Joffrey De Narda	PCCF	2	1:44.098	8	0.568	0.568	8	148,95
3	10	Florian Latorre	PCCF	3	1:44.180	5	0.650	0.082	8	148,83
4	47	Alexandre Jouannem	PCCF	4	1:44.237	8	0.707	0.057	9	148,75
5	99	Dylan Derdaele	PGT3CCE	1	1:44.360	4	0.830	0.123	9	148,57
6	7	Vincent Beltoise	PCCF	5	1:44.362	10	0.832	0.002	11	148,57
7	85	Thomas Laurent	PCCF	6	1:44.890	5	1.360	0.528	9	147,82
8	4	Menno Van de Grijspaarde	PGT3CCE	2	1:44.955	5	1.425	0.065	7	147,73
9	5	Jesse Van Kuijk	PGT3CCE	3	1:44.968	7	1.438	0.013	7	147,71
10	98	Yannick Hoogaars	PGT3CCE	4	1:45.047	8	1.517	0.079	10	147,60
11	13	Oleksandr Gaidai	PCCF	7	1:45.057	8	1.527	0.010	10	147,59
12	11	Lindland Roar	PCCF	8	1:45.386	5	1.856	0.329	8	147,13
13	555	Julien Andlauer	PCCF	9	1:45.500	10	1.970	0.114	11	146,97
14	911	Christophe Lapierre	PCCF	10	1:45.545	8	2.015	0.045	9	146,91
15	8	Carlos Rivas	PCCF	11	1:45.934	8	2.404	0.389	10	146,37
16	14	Koen Wauters	PGT3CCE	5	1:45.937	8	2.407	0.003	8	146,36
17	3	Roger Grouwels	PGT3CCE	6	1:45.948	9	2.418	0.011	9	146,35
18	55	Nicolas Mislin	PCCF	12	1:46.147	4	2.617	0.199	4	146,07
19	12	Jorn Schmidt-Staade	PGT3CCE	7	1:46.243	4	2.713	0.096	8	145,94
20	20	Pierre Piron	PGT3CCE	8	1:46.613	5	3.083	0.370	9	145,43
21	17	van Laere-Van Hover	PGT3CCE	9	1:46.950	4	3.420	0.337	7	144,98
22	88	Degeer-Meulders	PGT3CCE	10	1:47.689	5	4.159	0.739	6	143,98
23	37	John De Wilde	PGT3CCE	11	1:49.424	7	5.894	1.735	8	141,70
24	2	Hans Fabri	PGT3CCE	12	1:50.256	6	6.726	0.832	10	140,63
25	6	Yves Noel	PGT3CCE	13	1:53.057	7	9.527	2.801	7	137,14

Fastest time : 1:43.530 in lap 5 by nbr. 48: Martinet by Alm ras ()

Publication-time

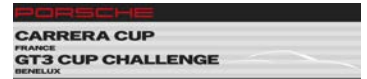
Results and Laptimes : www.raceresults.nu

Timekeeping by : Circuit Park Zandvoort

Time Printed : 25-06-2016 - 13:49

Clerk of the Course	Secretary of the Event	Timekeeper	
Jeroen Frieman	Ria Waterreus	Kevin Schepers	
Page 1 of 1	Results remain provisional pending technical examination and decisions from the stewards of the meeting		





Porsche Racing Days Zandvoort
Circuit Park Zandvoort

Porsche Carrera Cup France & Benelux - Free Practice 3

25 - 26 June 2016
Zandvoort GP - 4307 mtr.

Porsche Carrera Cup France

Pos	Nbr	Name	Fastest	In	Gap	Diff	Laps	Km/h
1	48	Mathieu Jaminet	1:43.530	5			8	149,77
2	9	Joffrey De Narda	1:44.098	8	0.568	0.568	8	148,95
3	10	Florian Latorre	1:44.180	5	0.650	0.082	8	148,83
4	47	Alexandre Jouannem	1:44.237	8	0.707	0.057	9	148,75
5	7	Vincent Beltoise	1:44.362	10	0.832	0.125	11	148,57
6	85	Thomas Laurent	1:44.890	5	1.360	0.528	9	147,82
7	13	Oleksandr Gaidai	1:45.057	8	1.527	0.167	10	147,59
8	11	Lindland Roar	1:45.386	5	1.856	0.329	8	147,13
9	555	Julien Andlauer	1:45.500	10	1.970	0.114	11	146,97
10	911	Christophe Lapierre	1:45.545	8	2.015	0.045	9	146,91
11	8	Carlos Rivas	1:45.934	8	2.404	0.389	10	146,37
12	55	Nicolas Misslin	1:46.147	4	2.617	0.213	4	146,07

Porsche GT3 Cup Challenge Benelux

Pos	Nbr	Name	Fastest	In	Gap	Diff	Laps	Km/h
1	99	Dylan Derdaele	1:44.360	4			9	148,57
2	4	Menno Van de Grijspaarde	1:44.955	5	0.595	0.595	7	147,73
3	5	Jesse Van Kuijk	1:44.968	7	0.608	0.013	7	147,71
4	98	Yannick Hoogaars	1:45.047	8	0.687	0.079	10	147,60
5	14	Koen Wauters	1:45.937	8	1.577	0.890	8	146,36
6	3	Roger Grouwels	1:45.948	9	1.588	0.011	9	146,35
7	12	Jorn Schmidt-Staade	1:46.243	4	1.883	0.295	8	145,94
8	20	Pierre Piron	1:46.613	5	2.253	0.370	9	145,43
9	17	van Laere-Van Hover	1:46.950	4	2.590	0.337	7	144,98
10	88	Degeer-Meulders	1:47.689	5	3.329	0.739	6	143,98
11	37	John De Wilde	1:49.424	7	5.064	1.735	8	141,70
12	2	Hans Fabri	1:50.256	6	5.896	0.832	10	140,63
13	6	Yves Noel	1:53.057	7	8.697	2.801	7	137,14

Fastest time : 1:43.530 in lap 5 by nbr. 48 : Martinet by Alméras ()

Publication-time

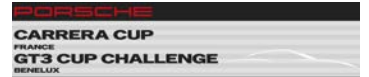
Results and Laptimes : www.raceresults.eu

Timekeeping by : Circuit Park Zandvoort

Time Printed : 25-06-2016 - 13:49

Clerk of the Course	Secretary of the Event	Timekeeper
Jeroen Frieman	Ria Waterreus	Kevin Schepers
Page 1 of 1	Results remain provisional pending technical examination and decisions from the stewards of the meeting	





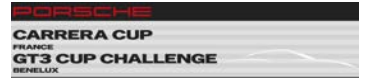
Porsche Racing Days Zandvoort Circuit Park Zandvoort

Porsche Carrera Cup France & Benelux - Free Practice 3
Laptimes

25 - 26 June 2016
Zandvoort GP - 4307 mtr.

Nbr	Name / Team name	1	2	3	4	5	6	7	8	9	10	11	12	13	14	15
2	Hans Fabri	2:03.588	1:54.390	1:51.753	1:51.919	1:54.042	1:50.256	1:51.204	1:50.806	1:52.731	1:53.680					
3	Roger Grouwels	2:03.066	1:50.590	1:48.098	1:47.838	1:46.602	1:47.000	1:51.657	1:47.649	1:45.948						
4	Menno Van de Grijspaarde	2:08.799	1:50.597	1:45.832	1:45.550	1:44.955	1:45.185	1:45.500								
5	Jesse Van Kuijk	2:07.114	1:51.252	1:46.649	1:44.994	1:45.601	1:48.187	1:44.968								
6	Yves Noël	2:12.265	2:02.248	1:58.977	1:54.820	1:55.751	4:54.125	1:53.057								
7	Vincent Beltoise	2:01.559	1:50.105	1:47.914	1:46.127	1:46.023	1:45.964	1:54.366	1:45.249	1:44.852	1:44.362	1:47.432				
8	Carlos Rivas	1:59.314	1:47.928	1:47.925	1:52.919	1:46.672	1:49.939	1:46.311	1:45.934	1:46.586	1:46.705					
9	Joffrey De Narda	2:03.687	1:53.421	1:46.728	1:58.148	1:45.694	6:05.781	1:44.440	1:44.098							
10	Florian Latorre	2:03.215	1:48.676	1:47.628	1:49.001	1:44.180	7:29.443	1:44.723	1:44.680							
11	Lindland Roar	2:08.245	1:53.657	1:46.948	1:48.785	1:45.386	7:01.558	1:45.399	1:45.684							
12	Jorn Schmidt-Staade	2:11.491	1:53.183	1:48.012	1:46.243	5:07.444	1:46.872	1:47.180	1:46.943							
13	Oleksandr Gaidai	2:09.099	2:01.501	1:55.874	1:46.002	1:45.454	1:45.414	1:45.738	1:45.057	1:53.337	1:55.102					
14	Koen Wauters	2:07.919	1:55.321	1:47.653	1:46.559	1:46.372	6:16.936	1:46.353	1:45.937							
17	van Laere-Van Hover	5:40.824	1:47.443	1:47.546	1:46.950	1:46.987	1:48.106	1:47.616								
20	Pierre Piron	2:04.277	1:56.632	1:49.629	1:47.585	1:46.613	1:47.194	1:47.217	4:41.452	1:47.135						
37	John De Wilde	2:03.890	1:53.965	1:50.974	1:49.993	1:50.465	1:49.643	1:49.424	5:02.313							
47	Alexandre Jouannem	2:19.137	1:56.018	1:54.666	1:52.801	1:44.600	1:44.681	5:46.686	1:44.237	1:50.868						
48	Mathieu Jaminet	2:04.823	1:44.979	1:52.644	1:47.089	1:43.530	6:32.488	1:43.570	1:48.379							
55	Nicolas Misslin	2:00.626	2:03.167	1:47.787	1:46.147											
85	Thomas Laurent	2:01.050	1:47.698	1:48.801	1:45.299	1:44.890	1:45.713	6:17.571	1:45.207	1:45.439						
88	Degeer-Meulders	2:06.742	1:56.028	1:49.574	1:48.101	1:47.689	5:15.872									
98	Yarnick Hoogaars	2:11.937	1:50.954	1:48.038	1:46.198	1:45.407	1:45.237	1:48.265	1:45.047	1:45.818	1:49.272					
99	Dylan Derdaele	2:14.774	1:49.238	1:46.178	1:44.360	1:44.760	6:41.278	1:45.017	1:45.445	1:44.369						
555	Julien Andlauer	2:03.064	1:48.595	1:47.938	1:45.824	1:45.811	1:51.025	1:45.793	1:45.817	1:46.444	1:45.500	1:45.845				
911	Christophe Lapierre	2:01.275	1:49.878	1:52.591	1:45.853	1:49.637	5:32.697	1:45.576	1:45.545	1:53.193						





Porsche Racing Days Zandvoort Circuit Park Zandvoort

Porsche Carrera Cup France & Benelux - Free Practice 3

25 - 26 June 2016
Zandvoort GP - 4307 mtr.

Pos	Nbr	Name / Team name	Sector 1			Sector 2			Sector 3			Theoretical best	Actual best	In
			time	Lap	pos	time	Lap	pos	time	Lap	pos			
1	48	Mathieu Jaminet	45.685	5	1	27.280	5	1	30.491	7	1	1:43.456	1:43.530	5
2	9	Joffrey De Narda	45.747	8	2	27.635	8	12	30.569	7	2	1:43.951	1:44.098	8
3	10	Florian Latorre	46.005	5	5	27.443	7	5	30.661	5	4	1:44.109	1:44.180	5
4	47	Alexandre Jouannem	45.854	7	4	27.429	8	4	30.760	8	8	1:44.043	1:44.237	8
5	99	Dylan Derdaele	46.166	9	8	27.314	4	2	30.661	6	5	1:44.141	1:44.360	4
6	7	Vincent Beltoise	46.130	9	7	27.464	10	8	30.703	10	6	1:44.297	1:44.362	10
7	85	Thomas Laurent	46.252	7	9	27.643	5	13	30.749	9	7	1:44.644	1:44.890	5
8	4	Menno Van de Grijspaarde	45.838	6	3	27.619	6	11	30.578	5	3	1:44.035	1:44.955	5
9	5	Jesse Van Kuijk	46.077	5	6	27.525	4	9	30.895	7	9	1:44.497	1:44.968	7
10	98	Yannick Hoogaars	46.300	6	10	27.389	8	3	31.019	8	12	1:44.708	1:45.047	8
11	13	Oleksandr Gaidai	46.340	6	11	27.616	8	10	30.944	8	10	1:44.900	1:45.057	8
12	11	Lindland Roar	46.555	8	13	27.456	5	6	31.065	7	13	1:45.076	1:45.386	5
13	555	Julien Andlauer	46.479	10	12	27.753	4	17	31.006	10	11	1:45.238	1:45.500	10
14	911	Christophe Lapierre	46.607	8	14	27.462	4	7	31.083	7	15	1:45.152	1:45.545	8
15	8	Carlos Rivas	46.783	8	16	27.755	8	18	31.369	8	18	1:45.907	1:45.934	8
16	14	Koen Wauters	46.954	5	18	27.745	6	16	31.068	8	14	1:45.767	1:45.937	8
17	3	Roger Grouwels	46.859	9	17	27.741	9	15	31.348	9	17	1:45.948	1:45.948	9
18	55	Nicolas Misslin	46.677	5	15	27.693	4	14	31.437	4	20	1:45.807	1:46.147	4
19	12	Jorn Schmidt-Staade	46.956	6	19	27.811	4	19	31.409	4	19	1:46.176	1:46.243	4
20	20	Pierre Piron	47.083	5	20	27.996	9	20	31.314	5	16	1:46.393	1:46.613	5
21	17	van Laere-Van Hover	47.169	3	21	28.006	4	21	31.708	5	22	1:46.883	1:46.950	4
22	88	Degeer-Meulders	47.580	6	22	28.121	4	22	31.497	5	21	1:47.198	1:47.689	5
23	37	John De Wilde	48.082	6	23	28.379	8	23	32.204	7	23	1:48.665	1:49.424	7
24	2	Hans Fabri	48.650	6	24	28.654	4	24	32.734	7	24	1:50.038	1:50.256	6
25	6	Yves Noël	50.238	7	25	29.126	7	25	33.693	7	25	1:53.057	1:53.057	7





Porsche Racing Days Zandvoort Circuit Park Zandvoort

Porsche Carrera Cup France & Benelux - Free Practice 3 Laps and Sector Times

25 - 26 June 2016
Zandvoort GP - 4307 mtr.

2		Hans Fabri						Porsche GT3 Cup 991											
lap	Sect-1	Speed	Sect-2	Speed	Sect-3	Speed	TopSpeed	laptime	pit	lap	Sect-1	Speed	Sect-2	Speed	Sect-3	Speed	Topspeed	laptime	pit
1	Out		31.809		34.672	223,4		2:03.588		6	<u>48.650</u>		28.856		32.750	<u>229,3</u>	<u>223,1</u>	1:50.256	
2	51.413		29.852		33.125	228,2	201,5	1:54.390		7	48.704		29.766		<u>32.734</u>	<u>229,3</u>	219,5	1:51.204	
3	49.871		29.038		32.844	226,1	208,9	1:51.753		8	49.083		28.960		32.763	228,8	208,9	1:50.806	
4	50.250		<u>28.654</u>		33.015	227,1	216,4	1:51.919		9	49.257		29.748		33.726	226,1	219,1	1:52.731	
5	50.432		30.231		33.379	226,6	206,9	1:54.042		10	50.100		29.237		34.343	221,9	208,1	1:53.680	

3		Roger Grouwels						Porsche GT3 Cup 991											
lap	Sect-1	Speed	Sect-2	Speed	Sect-3	Speed	TopSpeed	laptime	pit	lap	Sect-1	Speed	Sect-2	Speed	Sect-3	Speed	Topspeed	laptime	pit
1	Out		31.506		33.965	222,4		2:03.066		6	47.092		28.415		31.493	<u>232,7</u>	225,0	1:47.000	
2	49.521		28.729		32.340	226,6	203,8	1:50.590		7	47.610		31.582		32.465	232,1	215,1	1:51.657	
3	47.535		28.512		32.051	231,6	222,7	1:48.098		8	47.219		27.913		32.517	232,1	221,8	1:47.649	
4	47.752		28.481		31.605	231,6	220,4	1:47.838		9	<u>46.859</u>		<u>27.741</u>		<u>31.348</u>	231,6	224,5	<u>1:45.948</u>	
5	47.132		28.014		31.456	232,1	224,1	1:46.602		10									

4		Menno Van de Grijspaarde						Porsche GT3 Cup 991											
lap	Sect-1	Speed	Sect-2	Speed	Sect-3	Speed	TopSpeed	laptime	pit	lap	Sect-1	Speed	Sect-2	Speed	Sect-3	Speed	Topspeed	laptime	pit
1	Out		32.759		34.380	219,8		2:08.799		5	46.697		27.680		<u>30.578</u>	<u>235,6</u>	225,0	<u>1:44.955</u>	
2	49.157		28.841		32.599	232,7	205,7	1:50.597		6	<u>45.838</u>		<u>27.619</u>		31.728	233,3	226,4	1:45.185	
3	47.200		27.743		30.889	235,0	222,7	1:45.832		7	46.663		27.984		30.853	233,8	224,1	1:45.500	
4	46.476		27.640		31.434	<u>235,6</u>	<u>230,3</u>	1:45.550		8									

5		Jesse Van Kuijk						Porsche GT3 Cup 991											
lap	Sect-1	Speed	Sect-2	Speed	Sect-3	Speed	TopSpeed	laptime	pit	lap	Sect-1	Speed	Sect-2	Speed	Sect-3	Speed	Topspeed	laptime	pit
1	Out		32.375		34.347	223,4		2:07.114		5	<u>46.077</u>		27.578		31.946	225,5	225,0	1:45.601	
2	50.229		28.828		32.195	232,1	193,2	1:51.252		6	48.077		28.649		31.461	235,0	186,2	1:48.187	
3	47.433		27.871		31.345	235,6	207,7	1:46.649		7	46.543		27.530		<u>30.895</u>	<u>236,1</u>	219,1	<u>1:44.968</u>	
4	46.452		<u>27.525</u>		31.017	235,6	<u>227,4</u>	1:44.994		8									

6		Yves Noel						Porsche GT3 Cup 991											
lap	Sect-1	Speed	Sect-2	Speed	Sect-3	Speed	TopSpeed	laptime	pit	lap	Sect-1	Speed	Sect-2	Speed	Sect-3	Speed	Topspeed	laptime	pit
1	Out		33.337		36.878	202,5		2:12.265		5	50.997		30.569		34.185	225,0	195,3	1:55.751	
2	56.483		30.740		35.025	217,8	177,3	2:02.248		6	3:49.599		30.241		34.285	224,5	203,0	4:54.125	P
3	52.679		31.420		34.878	221,9	194,2	1:58.977		7	<u>50.238</u>		<u>29.126</u>		<u>33.693</u>	<u>226,1</u>	<u>206,1</u>	<u>1:53.057</u>	
4	51.209		29.862		33.749	224,5	199,6	1:54.820		8									

7		Vincent Beltoise						Porsche GT3 Cup 991											
lap	Sect-1	Speed	Sect-2	Speed	Sect-3	Speed	TopSpeed	laptime	pit	lap	Sect-1	Speed	Sect-2	Speed	Sect-3	Speed	Topspeed	laptime	pit
1	Out		31.271		33.541	226,1		2:01.559		7	46.802		32.146		35.418	234,4	227,8	1:54.366	
2	49.805		28.856		31.444	236,1	182,4	1:50.105		8	46.579		27.715		30.955	235,0	227,8	1:45.249	
3	47.239		28.903		31.772	236,7	216,9	1:47.914		9	<u>46.130</u>		27.627		31.095	234,4	237,4	1:44.852	
4	47.086		27.908		31.133	236,7	218,2	1:46.127		10	46.195		<u>27.464</u>		<u>30.703</u>	<u>237,3</u>	234,8	<u>1:44.362</u>	
5	46.938		27.829		31.256	235,6	221,3	1:46.023		11	48.409		28.015		31.008	235,6	<u>237,9</u>	1:47.432	
6	46.572		27.943		31.449	233,8	226,4	1:45.964		12									

8		Carlos Rivas						Porsche GT3 Cup 991											
lap	Sect-1	Speed	Sect-2	Speed	Sect-3	Speed	TopSpeed	laptime	pit	lap	Sect-1	Speed	Sect-2	Speed	Sect-3	Speed	Topspeed	laptime	pit
1	Out		29.869		37.159	237,9		1:59.314		6	49.020		29.076		31.843	238,5	220,4	1:49.939	
2	48.032		28.201		31.695	238,5	214,7	1:47.928		7	46.810		27.988		31.513	<u>242,1</u>	221,3	1:46.311	
3	47.315		28.034		32.576	239,7	219,1	1:47.925		8	<u>46.800</u>		<u>27.765</u>		<u>31.369</u>	240,3	220,9	1:45.934	
4	49.109		30.012		33.798	237,9	208,5	1:52.919		9	46.967		28.061		31.558	238,5	227,8	1:46.586	
5	47.249		27.896		31.527	240,3	226,9	1:46.672		10	47.211		28.055		31.439	<u>242,1</u>	223,1	1:46.705	

9		Joffrey De Narda						Porsche GT3 Cup 991											
lap	Sect-1	Speed	Sect-2	Speed	Sect-3	Speed	TopSpeed	laptime	pit	lap	Sect-1	Speed	Sect-2	Speed	Sect-3	Speed	Topspeed	laptime	pit
1	Out		32.238		35.053	193,9		2:03.687		5	47.142		27.647		30.905	<u>236,1</u>	230,8	1:45.694	
2	52.702		29.171		31.548	235,0	149,6	1:53.421		6	5:06.294		28.547		30.940	235,6	230,8	6:05.781	P



Porsche Racing Days Zandvoort Circuit Park Zandvoort

Porsche Carrera Cup France & Benelux - Free Practice 3

25 - 26 June 2016

Laps and Sector Times

Zandvoort GP - 4307 mtr.

3	47.988	27.786	30.954	235,6	205,3	1:46.728	7	46.118	27.753	<u>30.569</u>	235,0	237,9	1:44.440
4	47.081	36.177	34.890	<u>236,1</u>	217,7	1:58.148	8	<u>45.747</u>	<u>27.635</u>	30.716	235,0	<u>240,5</u>	<u>1:44.098</u>

10 Florian Latorre								Porsche GT3 Cup 991											
lap	Sect-1	Speed	Sect-2	Speed	Sect-3	Speed	TopSpeed	laptime	pit	lap	Sect-1	Speed	Sect-2	Speed	Sect-3	Speed	Topspeed	laptime	pit
1	Out		31.786		39.292	229,3		2:03.215		5	<u>46.005</u>		27.514		<u>30.661</u>	<u>235,6</u>	231,8	<u>1:44.180</u>	
2	48.510		28.082		32.084	232,7	198,5	1:48.676		6	6:23.250		33.512		32.681	234,4	225,9	7:29.443	P
3	46.702		27.636		33.290	227,1	223,6	1:47.628		7	46.372		<u>27.443</u>		30.908	235,0	228,3	1:44.723	
4	46.571		28.161		<u>34.269</u>	235,0	221,8	1:49.001		8	46.127		27.554		30.999	235,0	228,3	1:44.680	

11 Lindland Roar								Porsche GT3 Cup 991											
lap	Sect-1	Speed	Sect-2	Speed	Sect-3	Speed	TopSpeed	laptime	pit	lap	Sect-1	Speed	Sect-2	Speed	Sect-3	Speed	Topspeed	laptime	pit
1	Out		32.557		36.211	189,7		2:08.245		5	46.658		<u>27.456</u>		31.272	234,4	234,8	<u>1:45.386</u>	
2	52.640		28.518		32.499	232,1	175,9	1:53.657		6	6:01.525		27.785		32.248	234,4	227,8	7:01.558	P
3	47.347		27.939		31.662	235,0	228,3	1:46.948		7	46.767		27.567		<u>31.065</u>	<u>235,6</u>	223,1	1:45.399	
4	48.755		28.722		31.308	233,8	209,3	1:48.785		8	<u>46.555</u>		27.860		31.269	233,8	229,8	1:45.684	

12 Jorn Schmidt-Staade								Porsche GT3 Cup 991											
lap	Sect-1	Speed	Sect-2	Speed	Sect-3	Speed	TopSpeed	laptime	pit	lap	Sect-1	Speed	Sect-2	Speed	Sect-3	Speed	Topspeed	laptime	pit
1	Out		32.573		35.526	226,6		2:11.491		5	4:07.601		28.276		31.567	233,3	226,9	5:07.444	P
2	50.173		30.326		32.684	233,8	201,9	1:53.183		6	<u>46.956</u>		28.175		31.741	<u>235,0</u>	226,9	1:46.872	
3	48.009		28.514		31.489	232,7	217,7	1:48.012		7	47.290		27.938		31.952	231,0	220,4	1:47.180	
4	47.023		<u>27.811</u>		<u>31.409</u>	233,8	<u>234,3</u>	<u>1:46.243</u>		8	47.443		27.893		31.607	234,4	227,8	1:46.943	

13 Oleksandr Gaidai								Porsche GT3 Cup 991											
lap	Sect-1	Speed	Sect-2	Speed	Sect-3	Speed	TopSpeed	laptime	pit	lap	Sect-1	Speed	Sect-2	Speed	Sect-3	Speed	Topspeed	laptime	pit
1	Out		32.945		34.143	226,1		2:09.099		6	<u>46.340</u>		27.832		31.242	233,3	<u>229,3</u>	1:45.414	
2	47.609		28.083		45.809	210,6	205,3	2:01.501		7	46.623		28.110		31.005	233,8	225,0	1:45.738	
3	49.311		29.241		37.322	233,3	155,6	1:55.874		8	46.497		<u>27.616</u>		<u>30.944</u>	235,0	220,0	<u>1:45.057</u>	
4	46.615		27.945		31.442	<u>235,6</u>	222,2	1:46.002		9	48.910		28.960		35.467	232,1	211,8	1:53.337	
5	46.520		27.795		31.139	233,3	225,0	1:45.454		10	46.786		28.012		40.304	230,4	223,1	1:55.102	

14 Koen Wauters								Porsche GT3 Cup 991											
lap	Sect-1	Speed	Sect-2	Speed	Sect-3	Speed	TopSpeed	laptime	pit	lap	Sect-1	Speed	Sect-2	Speed	Sect-3	Speed	Topspeed	laptime	pit
1	Out		32.806		36.111	224,5		2:07.919		5	<u>46.954</u>		28.078		31.340	<u>234,4</u>	<u>220,0</u>	1:46.372	
2	53.402		29.094		32.825	228,2	179,7	1:55.321		6	5:17.513		<u>27.745</u>		31.678	233,3	205,7	6:16.936	P
3	48.131		27.853		31.669	<u>234,4</u>	204,9	1:47.653		7	47.058		28.022		31.273	233,8	206,9	1:46.353	
4	47.108		27.988		31.463	231,0	209,7	1:46.559		8	47.047		27.822		<u>31.068</u>	<u>234,4</u>	204,5	<u>1:45.937</u>	

17 van Laere-Van Hover								Porsche GT3 Cup 991											
lap	Sect-1	Speed	Sect-2	Speed	Sect-3	Speed	TopSpeed	laptime	pit	lap	Sect-1	Speed	Sect-2	Speed	Sect-3	Speed	Topspeed	laptime	pit
1	4:40.635		28.086		32.103	229,9	204,9	5:40.824		5	47.225		28.054		<u>31.708</u>	231,0	230,3	1:46.987	
2	47.203		28.449		31.791	231,0	220,9	1:47.443		6	47.959		28.258		31.889	<u>231,6</u>	<u>233,3</u>	1:48.106	
3	<u>47.169</u>		28.378		31.999	231,0	225,5	1:47.546		7	47.690		28.077		31.849	231,0	227,4	1:47.616	
4	47.189		<u>28.006</u>		31.755	231,0	225,9	<u>1:46.950</u>		8									

20 Pierre Piron								Porsche GT3 Cup 991											
lap	Sect-1	Speed	Sect-2	Speed	Sect-3	Speed	TopSpeed	laptime	pit	lap	Sect-1	Speed	Sect-2	Speed	Sect-3	Speed	Topspeed	laptime	pit
1	Out		32.372		36.262	223,4		2:04.277		6	47.329		28.291		31.574	234,4	<u>227,4</u>	1:47.194	
2	52.382		30.911		33.339	229,9	176,2	1:56.632		7	47.562		28.029		31.626	234,4	206,5	1:47.217	
3	48.711		28.936		31.982	233,3	204,2	1:49.629		8	3:41.430		28.338		31.684	<u>236,1</u>	213,0	4:41.452	P
4	47.811		28.228		31.546	233,8	215,6	1:47.585		9	47.581		<u>27.996</u>		31.558	<u>236,1</u>	216,0	1:47.135	
5	<u>47.083</u>		28.216		<u>31.314</u>	235,0	217,7	<u>1:46.613</u>		10									

37 John De Wilde								Porsche GT3 Cup 991											
lap	Sect-1	Speed	Sect-2	Speed	Sect-3	Speed	TopSpeed	laptime	pit	lap	Sect-1	Speed	Sect-2	Speed	Sect-3	Speed	Topspeed	laptime	pit
1	Out		31.406		35.476	219,8		2:03.890		5	48.483		29.419		32.563	226,6	220,9	1:50.465	
2	50.929		29.383		33.653	223,9	207,3	1:53.965		6	<u>48.082</u>		28.443		33.118	228,2	<u>222,7</u>	1:49.643	





Porsche Racing Days Zandvoort Circuit Park Zandvoort

Porsche Carrera Cup France & Benelux - Free Practice 3

25 - 26 June 2016

Laps and Sector Times

Zandvoort GP - 4307 mtr.

3	49.332	28.765	32.877	226,6	212,6	1:50.974	7	48.698	28.522	<u>32.204</u>	228,8	203,8	1:49.424
4	48.729	28.520	32.744	227,1	213,0	1:49.993	8	4:00.649	<u>28.732</u>	32.932	227,1	221,3	5:02.313 P

47 Alexandre Jouannem										Porsche GT3 Cup 991									
lap	Sect-1	Speed	Sect-2	Speed	Sect-3	Speed	TopSpeed	laptime	pit	lap	Sect-1	Speed	Sect-2	Speed	Sect-3	Speed	Topspeed	laptime	pit
1	Out		33.508		34.770	231,6		2:19.137		6	46.166		27.626		30.889	<u>236,7</u>	227,8	1:44.681	
2	48.216		34.913		32.889	235,0	208,1	1:56.018		7	<u>4:45.830</u>		27.958		32.898	236,1	228,8	5:46.686	P
3	48.508		32.911		33.247	234,4	225,0	1:54.666		8	46.048		<u>27.429</u>		<u>30.760</u>	235,6	228,3	<u>1:44.237</u>	
4	46.758		33.627		32.416	235,6	226,4	1:52.801		9	51.955		27.686		31.227	236,1	230,3	1:50.868	
5	46.158		27.658		30.784	235,6	227,8	1:44.600		10									

48 Mathieu Jaminet										Porsche GT3 Cup 991									
lap	Sect-1	Speed	Sect-2	Speed	Sect-3	Speed	TopSpeed	laptime	pit	lap	Sect-1	Speed	Sect-2	Speed	Sect-3	Speed	Topspeed	laptime	pit
1	Out		33.383		33.535	235,6		2:04.823		5	<u>45.685</u>		<u>27.280</u>		30.565	<u>237,9</u>	229,3	<u>1:43.530</u>	
2	46.729		27.511		30.739	<u>237,9</u>	215,6	1:44.979		6	5:29.631		29.849		33.008	236,1	226,4	6:32.488	P
3	46.372		30.426		35.846	236,7	213,0	1:52.644		7	45.740		27.339		<u>30.491</u>	237,3	<u>230,8</u>	1:43.570	
4	47.111		27.702		32.276	236,1	225,5	1:47.089		8	46.408		30.136		31.835	237,3	225,9	1:48.379	

55 Nicolas Misslin										Porsche GT3 Cup 991									
lap	Sect-1	Speed	Sect-2	Speed	Sect-3	Speed	TopSpeed	laptime	pit	lap	Sect-1	Speed	Sect-2	Speed	Sect-3	Speed	Topspeed	laptime	pit
1	Out		30.939		34.101	171,9		2:00.626		3	47.815		28.155		31.817	<u>230,4</u>	222,2	1:47.787	
2	58.180		31.917		33.070	227,1	140,6	2:03.167		4	47.017		<u>27.693</u>		<u>31.437</u>	229,3	233,3	<u>1:46.147</u>	

85 Thomas Laurent										Porsche GT3 Cup 991									
lap	Sect-1	Speed	Sect-2	Speed	Sect-3	Speed	TopSpeed	laptime	pit	lap	Sect-1	Speed	Sect-2	Speed	Sect-3	Speed	Topspeed	laptime	pit
1	Out		32.760		32.289	231,6		2:01.050		6	46.444		28.515		30.754	235,0	222,2	1:45.713	
2	47.671		27.840		32.187	<u>235,6</u>	208,9	1:47.698		7	<u>5:18.717</u>		27.797		31.057	234,4	222,7	6:17.571	P
3	48.418		29.334		31.049	235,0	219,1	1:48.801		8	46.480		27.740		30.987	234,4	221,8	1:45.207	
4	46.680		27.754		30.865	235,0	<u>230,8</u>	1:45.299		9	46.906		27.784		<u>30.749</u>	<u>235,6</u>	225,9	1:45.439	
5	46.447		<u>27.643</u>		30.800	<u>235,6</u>	224,5	<u>1:44.890</u>		10									

88 Degeer-Meulders										Porsche GT3 Cup 991									
lap	Sect-1	Speed	Sect-2	Speed	Sect-3	Speed	TopSpeed	laptime	pit	lap	Sect-1	Speed	Sect-2	Speed	Sect-3	Speed	Topspeed	laptime	pit
1	Out		32.542		35.588	220,8		2:06.742		4	48.297		<u>28.121</u>		31.683	231,6	213,9	1:48.101	
2	52.135		30.906		32.987	229,9	204,5	1:56.028		5	47.805		28.387		<u>31.497</u>	231,0	<u>224,1</u>	<u>1:47.689</u>	
3	48.791		28.897		31.886	<u>233,3</u>	215,6	1:49.574		6	<u>4:15.773</u>		28.360		31.739	230,4	<u>224,1</u>	5:15.872	P

98 Yannick Hoogaars										Porsche GT3 Cup 991									
lap	Sect-1	Speed	Sect-2	Speed	Sect-3	Speed	TopSpeed	laptime	pit	lap	Sect-1	Speed	Sect-2	Speed	Sect-3	Speed	Topspeed	laptime	pit
1	Out		33.555		35.631	215,3		2:11.937		6	<u>46.300</u>		27.614		31.323	234,4	224,1	1:45.237	
2	50.352		28.666		31.936	234,4	193,9	1:50.954		7	46.824		30.057		31.384	<u>236,1</u>	221,3	1:48.265	
3	47.297		29.056		31.685	234,4	221,3	1:48.038		8	46.639		<u>27.389</u>		<u>31.019</u>	235,0	218,6	<u>1:45.047</u>	
4	46.991		27.746		31.461	234,4	217,7	1:46.198		9	46.645		27.712		31.461	235,0	222,7	1:45.818	
5	46.473		27.732		31.202	235,6	221,8	1:45.407		10	46.910		28.386		33.976	<u>236,1</u>	226,4	1:49.272	

99 Dylan Derdaele										Porsche GT3 Cup 991									
lap	Sect-1	Speed	Sect-2	Speed	Sect-3	Speed	TopSpeed	laptime	pit	lap	Sect-1	Speed	Sect-2	Speed	Sect-3	Speed	Topspeed	laptime	pit
1	Out		32.438		33.333	232,7		2:14.774		6	5:42.958		27.659		<u>30.661</u>	235,6	220,4	6:41.278	P
2	48.019		28.943		32.276	226,6	205,3	1:49.238		7	46.342		27.509		31.166	236,1	221,8	1:45.017	
3	47.779		27.509		30.890	235,0	211,4	1:46.178		8	46.533		27.807		31.105	<u>237,3</u>	220,4	1:45.445	
4	46.348		<u>27.314</u>		30.698	236,1	219,5	<u>1:44.360</u>		9	<u>46.166</u>		27.432		30.771	235,0	217,7	1:44.369	
5	46.533		27.565		30.662	236,7	<u>227,8</u>	1:44.760		10									

555 Julien Andlauer										Porsche GT3 Cup 991									
lap	Sect-1	Speed	Sect-2	Speed	Sect-3	Speed	TopSpeed	laptime	pit	lap	Sect-1	Speed	Sect-2	Speed	Sect-3	Speed	Topspeed	laptime	pit
1	Out		32.463		33.348	220,3		2:03.064		7	46.616		27.904		31.273	236,1	215,6	1:45.793	
2	48.461		28.230		31.904	234,4	193,9	1:48.595		8	46.825		27.850		31.142	<u>237,3</u>	214,3	1:45.817	
3	47.676		28.439		31.823	233,8	207,3	1:47.938		9	46.975		28.026		31.443	233,8	<u>224,5</u>	1:46.444	





Porsche Racing Days Zandvoort
Circuit Park Zandvoort

Porsche Carrera Cup France & Benelux - Free Practice 3

25 - 26 June 2016

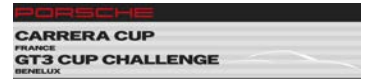
Laps and Sector Times

Zandvoort GP - 4307 mtr.

4	46.885	<u>27.753</u>	31.186	236,7	224,1	1:45.824	10	<u>46.479</u>	28.015	<u>31.006</u>	235,6	219,1	<u>1:45.500</u>
5	46.575	27.880	31.356	235,0	217,7	1:45.811	11	46.693	27.902	31.250	<u>237.3</u>	208,1	1:45.845
6	46.767	30.095	34.163	236,1	220,4	1:51.025	12						

911 Christophe Lapierre										Porsche GT3 Cup 991									
lap	Sect-1	Speed	Sect-2	Speed	Sect-3	Speed	TopSpeed	laptime	pit	lap	Sect-1	Speed	Sect-2	Speed	Sect-3	Speed	TopSpeed	laptime	pit
1	Out		32.090		33.082	213,9		2:01.275		6	4:33.459		27.847		31.391	233,3	212,2	5:32.697	P
2	49.517		28.800		31.561	234,4	176,8	1:49.878		7	46.815		27.678		<u>31.083</u>	233,8	213,9	1:45.576	
3	47.200		28.594		36.797	233,8	200,4	1:52.591		8	<u>46.607</u>		27.774		31.164	<u>235.6</u>	<u>226.9</u>	<u>1:45.545</u>	
4	47.179		<u>27.462</u>		31.212	232,7	202,2	1:45.853		9	50.785		29.488		32.920	184,5	196,4	1:53.193	
5	49.806		28.623		31.208	<u>235.6</u>	210,5	1:49.637		10									





Porsche Racing Days Zandvoort

Circuit Park Zandvoort

Heat name : Porsche Carrera Cup France & Benelux - Free Practice 3
 Heat Date : 25 June 2016
 Weather :
 Circuit name : Zandvoort GP - 4307 mtr.

Participants Started	: 25	Participants Classified	: 25
Participants Finished	: 16	Participants Not Classified	: 0
Participants Not Finished	: 9		

Green flag at	: 13:26:34	Heat recording start time	: 13:26:24
Finish flag waved at	: 13:46:34	Heat recording end time	: 13:49:09
Total time under Green	: 20:00	Total of All Laps in Heat	: 210
Number of cautions	: 0	Total time under Yellow	: 00:00:00
Number of code-60's	: 0	Total time under Code-60	: 00:00:00

Summary of winners per class

Nbr	Name / Team name	Cls	Fastest Laptime	In	Avg. Speed	Laps	Race Time
-----	------------------	-----	-----------------	----	------------	------	-----------

Best Lap time history during the Heat

#	Nbr	lap time	in lap	Name	time of day
1	99	1:49.238	2	Dylan Derdaele	13:31:06
2	555	1:48.595	2	Julien Andlauer	13:31:08
3	85	1:47.698	2	Thomas Laurent	13:31:13
4	48	1:44.979	2	Mathieu Jaminet	13:31:22
5	99	1:44.360	4	Dylan Derdaele	13:34:37
6	10	1:44.180	5	Florian Latorre	13:36:42
7	48	1:43.530	5	Mathieu Jaminet	13:36:45

Summary of best laptimes per class

Nbr	Name / Team name	Cls	Fastest Laptime	In	Speed
48	Mathieu Jaminet	PCCF	1:43.530	5	149,77
99	Dylan Derdaele	PGT3CCB	1:44.360	4	148,57





Porsche Racing Days Zandvoort

Circuit Park Zandvoort

Porsche Carrera Cup France & Benelux - Qualifying 1
Revision 1

25 - 26 June 2016
Zandvoort GP - 4307 mtr.

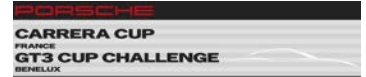
Pos	Nbr	Name	Cls	PIC	Fastest	In	Gap	Diff	Laps	Km/h
1	48	Mathieu Jaminet (A)	PCCF	1	1:41.113	4			4	153.35
2	9	Joffrey De Narda (A)	PCCF	2	1:42.570	3	1.457	1.457	7	151.17
3	7	Vincent Beltoise (A)	PCCF	3	1:42.814	4	1.701	0.244	4	150.81
4	99	Dylan Derdaele (A)	GT3CCE	1	1:42.817	5	1.704	0.003	5	150.80
5	10	Florian Latorre (A)	PCCF	4	1:42.869	3	1.756	0.052	6	150.73
6	85	Thomas Laurent (A)	PCCF	5	1:42.911	3	1.798	0.042	5	150.67
7	555	Julien Andlauer (A)	PCCF	6	1:43.024	3	1.911	0.113	5	150.50
8	13	Oleksandr Gaidai (B)	PCCF	7	1:43.164	3	2.051	0.140	6	150.30
9	911	Christophe Lapierre (B)	PCCF	8	1:43.383	3	2.270	0.219	5	149.98
10	55	Nicolas Misslin (B)	PCCF	9	1:43.862	3	2.749	0.479	5	149.29
11	4	Menno Van de Grijspaarde (B)	GT3CCE	2	1:44.088	5	2.975	0.226	6	148.96
12	12	Jorn Schmidt-Staade (B)	GT3CCE	3	1:44.131	3	3.018	0.043	6	148.90
13	8	Carlos Rivas (B)	PCCF	10	1:44.341	3	3.228	0.210	7	148.60
14	47	Alexandre Jouannem (A)	PCCF	11	1:44.364	4	3.251	0.023	5	148.57
15	11	Lindland Roar (B)	PCCF	12	1:44.609	3	3.496	0.245	3	148.22
16	5	Jesse Van Kuijk (B)	GT3CCE	4	1:44.632	5	3.519	0.023	6	148.19
17	17	van Laere (B)-van Hover (B)	GT3CCE	5	1:44.848	5	3.735	0.216	6	147.88
18	20	Pierre Piron (B)	GT3CCE	6	1:46.032	6	4.919	1.184	6	146.23
19	37	John De Wilde (B)	GT3CCE	7	1:46.764	5	5.651	0.732	6	145.23
20	88	Degeer (B)-Meulders (B)	GT3CCE	8	1:46.807	3	5.694	0.043	7	145.17
21	2	Hans Fabri (B)	GT3CCE	9	1:49.255	5	8.142	2.448	7	141.92
22	6	Yves Noel (B)	GT3CCE	10	1:49.451	5	8.338	0.196	5	141.66

NOT QUALIFIED		Qualification maxima (0% of) =	
EXC	14	Koen Wauters (B)	GT3CCE 1:44.761 4 4 148.01
EXC	98	Yannick Hoogaars (A)	GT3CCE 1:44.767 6 6 148.00
EXC	3	Roger Grouwels (B)	GT3CCE

Car #14, 3, 98 disqualified due to violation of regulations concerning red flag.
Car #2 cancellation of the fastest qualification time

Fastest time : 1:41.113 in lap 4 by nbr. 48 : Martinet by Alm�ras(Mathieu Jaminet (A)) ()		Publication-time	
Results and Laptimes : www.raceresults.nu		Timekeeping by : Circuit Park Zandvoort	
Time Printed : 26-06-2016 - 10:09			
Clerk of the Course	Secretary of the Event	Timekeeper	
Jeroen Frieman	Ria Waterreus	Kevin Schepers	
Page 1 of 1	Results remain provisional pending technical examination and decisions from the stewards of the meeting		





Porsche Racing Days Zandvoort
Circuit Park Zandvoort

Porsche Carrera Cup France & Benelux - Qualifying 1
Revision 1

25 - 26 June 2016
Zandvoort GP - 4307 mtr.

Porsche Carrera Cup France

Pos	Nbr	Name	Fastest	In	Gap	Diff	Laps	Km/h
1	48	Mathieu Jaminet (A)	1:41.113	4			4	153.35
2	9	Joffrey De Narda (A)	1:42.570	3	1.457	1.457	7	151.17
3	7	Vincent Beltoise (A)	1:42.814	4	1.701	0.244	4	150.81
4	10	Florian Latorre (A)	1:42.869	3	1.756	0.055	6	150.73
5	85	Thomas Laurent (A)	1:42.911	3	1.798	0.042	5	150.67
6	555	Julien Andlauer (A)	1:43.024	3	1.911	0.113	5	150.50
7	13	Oleksandr Gaidai (B)	1:43.164	3	2.051	0.140	6	150.30
8	911	Christophe Lapierre (B)	1:43.383	3	2.270	0.219	5	149.98
9	55	Nicolas Misslin (B)	1:43.862	3	2.749	0.479	5	149.29
10	8	Carlos Rivas (B)	1:44.341	3	3.228	0.479	7	148.60
11	47	Alexandre Jouannem (A)	1:44.364	4	3.251	0.023	5	148.57
12	11	Lindland Roar (B)	1:44.609	3	3.496	0.245	3	148.22

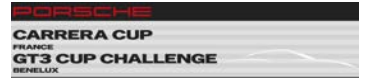
Porsche GT3 Cup Challenge Benelux

Pos	Nbr	Name	Fastest	In	Gap	Diff	Laps	Km/h
1	99	Dylan Derdaele (A)	1:42.817	5			5	150.80
2	4	Menno Van de Grijspaarde (B)	1:44.088	5	1.271	1.271	6	148.96
3	12	Jorn Schmidt-Staade (B)	1:44.131	3	1.314	0.043	6	148.90
4	5	Jesse Van Kuijk (B)	1:44.632	5	1.815	0.501	6	148.19
5	17	van Laere (B)-van Hover (B)	1:44.848	5	2.031	0.216	6	147.88
6	20	Pierre Piron (B)	1:46.032	6	3.215	1.184	6	146.23
7	37	John De Wilde (B)	1:46.764	5	3.947	0.732	6	145.23
8	88	Degeer (B)-Meulders (B)	1:46.807	3	3.990	0.043	7	145.17
9	2	Hans Fabri (B)	1:49.255	5	6.438	2.448	7	141.92
10	6	Yves Noel (B)	1:49.451	5	6.634	0.196	5	141.66
NOTQUALIFIED Qualification maxima (0% of) =								
EXC	14	Koen Wauters (B)	1:44.761	4			4	148.01
EXC	98	Yannick Hoogaars (A)	1:44.767	6			6	148.00
EXC	3	Roger Grouwels (B)						

Car #14, 3, 98 disqualified due to violation of regulations concerning red flag.
Car #2 cancellation of the fastest qualification time

Fastest time : 1:41.113 in lap 4 by nbr. 48 : Martinet by Alm�ras(Mathieu Jaminet (A)) ()			Publication-time
Results and Laptimes : www.raceresults.eu		Timekeeping by : Circuit Park Zandvoort	Time Printed : 26-06-2016 - 10:09
Clerk of the Course	Secretary of the Event	Timekeeper	
Jeroen Frieman	Ria Waterreus	Kevin Schepers	
Page 1 of 1	Results remain provisional pending technical examination and decisions from the stewards of the meeting		





Porsche Racing Days Zandvoort
Circuit Park Zandvoort

Porsche Carrera Cup France & Benelux - Qualifying 1
Laptimes

25 - 26 June 2016
Zandvoort GP - 4307 mtr.

Nbr	Name / Team name	1	2	3	4	5	6	7	8	9	10	11	12	13	14	15
2	Hans Fabri (B)	2:13.885	1:56.576	1:53.673	6:46.548	1:49.255	4:49.238	1:50.012								
3	Roger Grouwels (B)															
4	Menno Van de Grijspaarde	2:05.792	1:53.310	1:53.016	6:44.249	1:44.088	1:44.621									
5	Jesse Van Kuijk (B)	2:04.860	1:53.827	1:46.832	6:46.958	1:44.632	1:44.705									
6	Yves Noel (B)	2:19.956	1:53.743	1:50.392	6:53.823	1:49.451										
7	Vincent Beltoise (A)	2:07.325	1:47.497	1:42.909	1:42.814											
8	Carlos Rivas (B)	2:02.371	1:52.301	1:44.341	6:32.238	1:46.660	1:46.191	1:45.046								
9	Joffrey De Narda (A)	2:19.214	1:51.724	1:42.570	1:57.485	6:41.689	1:43.493	1:43.305								
10	Florian Latorre (A)	2:04.374	1:44.213	1:42.869	1:49.743	7:33.817	1:43.682									
11	Lindland Roar (B)	2:06.850	1:54.517	1:44.609												
12	Jorn Schmidt-Staade (B)	2:19.896	1:53.130	1:44.131	6:35.823	1:45.370	1:47.994									
13	Oleksandr Gaidai (B)	2:04.403	1:44.429	1:43.164	6:37.947	1:44.416	1:50.489									
14	Koen Wauters (B)	2:06.640	1:46.602	7:08.063	1:44.761											
17	van Laere (B)-van Hover (B)	1:50.130	1:49.538	7:04.828	1:45.566	1:44.848	1:46.552									
20	Pierre Piron (B)	2:06.519	1:55.169	1:46.525	7:04.816	1:46.683	1:46.032									
37	John De Wilde (B)	2:18.358	1:49.932	1:46.852	7:07.671	1:46.764	1:47.949									
47	Alexandre Jouannem (A)	2:14.586	1:57.484	5:58.170	1:44.364	1:51.766										
48	Mathieu Jaminet (A)	2:11.118	1:56.810	1:41.292	1:41.113											
55	Nicolas Msslin (B)	2:04.617	1:55.081	1:43.862	7:16.333	1:44.587										
85	Thomas Laurent (A)	2:09.311	1:50.057	1:42.911	7:17.441	1:43.387										
88	Degeer (B)-Meulders (B)	2:06.237	1:52.814	1:46.807	7:10.797	1:48.473	1:48.129	1:53.706								
98	Yanrick Hoogaars (A)	2:03.710	1:51.436	1:45.141	7:08.689	1:46.363	1:44.767									
99	Dylan Derdaele (A)	2:14.615	10:47.765	1:43.185	1:43.184	1:42.817										
555	Julien Andlauer (A)	2:06.042	1:56.077	1:43.024	7:07.143	1:47.439										
911	Christophe Lapierre (B)	1:57.763	1:49.734	1:43.383	8:13.775	1:43.615										





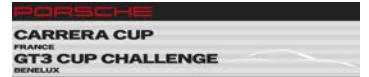
Porsche Racing Days Zandvoort Circuit Park Zandvoort

Porsche Carrera Cup France & Benelux - Qualifying 1

25 - 26 June 2016
Zandvoort GP - 4307 mtr.

Pos	Nbr	Name / Team name	Sector 1			Sector 2			Sector 3			Theoretical best	Actual best	In
			time	Lap	pos	time	Lap	pos	time	Lap	pos			
1	48	Mathieu Jaminet (A)	44.772	4	1	26.627	3	1	29.679	4	1	1:41.078	1:41.113	4
2	9	Joffrey De Narda (A)	45.312	3	3	27.063	3	9	30.195	3	3	1:42.570	1:42.570	3
3	7	Vincent Beltoise (A)	45.478	4	8	26.990	3	5	30.102	4	2	1:42.570	1:42.814	4
4	99	Dylan Derdaele (A)	45.473	5	6	27.036	4	7	30.287	5	4	1:42.796	1:42.817	5
5	10	Florian Latorre (A)	45.473	3	5	26.861	3	3	30.535	3	10	1:42.869	1:42.869	3
6	85	Thomas Laurent (A)	45.227	4	2	26.748	4	2	30.329	3	5	1:42.304	1:42.911	3
7	555	Julien Andlauer (A)	45.380	4	4	26.980	3	4	30.411	3	7	1:42.771	1:43.024	3
8	13	Oleksandr Gaidai (B)	45.559	3	10	27.195	3	14	30.410	3	6	1:43.164	1:43.164	3
9	911	Christophe Lapiere (B)	45.822	3	15	27.043	5	8	30.487	3	9	1:43.352	1:43.383	3
10	55	Nicolas Misslin (B)	45.506	4	9	27.144	3	12	30.428	3	8	1:43.078	1:43.862	3
11	4	Menno Van de Grijspaarde (B)	45.849	4	17	27.356	4	20	30.606	6	11	1:43.811	1:44.088	5
12	12	Jorn Schmidt-Staade (B)	45.793	4	14	27.140	3	11	30.996	3	16	1:43.929	1:44.131	3
13	8	Carlos Rivas (B)	45.477	4	7	27.301	7	18	30.688	3	13	1:43.466	1:44.341	3
14	47	Alexandre Jouannem (A)	45.605	5	11	27.149	4	13	31.548	4	21	1:44.302	1:44.364	4
15	11	Lindland Roar (B)	45.732	3	13	27.081	3	10	31.536	2	20	1:44.349	1:44.609	3
16	5	Jesse Van Kuijk (B)	46.309	6	19	27.281	4	17	30.721	6	15	1:44.311	1:44.632	5
17	17	van Laere (B)-van Hover (B)	46.163	6	18	27.259	5	16	31.106	5	18	1:44.528	1:44.848	5
18	20	Pierre Piron (B)	46.739	4	20	27.736	6	21	31.097	3	17	1:45.572	1:46.032	6
19	37	John De Wilde (B)	47.058	4	21	27.319	4	19	31.751	5	22	1:46.128	1:46.764	5
20	88	Degeer (B)-Meulders (B)	47.211	4	22	27.958	3	22	31.336	3	19	1:46.505	1:46.807	3
21	2	Hans Fabri (B)	48.362	7	24	28.100	6	23	32.006	5	23	1:48.468	1:49.255	5
22	6	Yves Noël (B)	48.337	5	23	28.614	3	24	32.141	5	24	1:49.092	1:49.451	5
23	14	Koen Wauters (B)	45.693	3	12	27.231	3	15	30.700	4	14	1:43.624	1:44.761	4
24	98	Yannick Hoogaars (A)	45.838	4	16	27.013	4	6	30.672	3	12	1:43.523	1:44.767	6
25	3	Roger Grouwels (B)												





Porsche Racing Days Zandvoort Circuit Park Zandvoort

Porsche Carrera Cup France & Benelux - Qualifying 1 Laps and Sector Times

25 - 26 June 2016
Zandvoort GP - 4307 mtr.

2 Hans Fabri (B)									Porsche GT3 Cup 991										
lap	Sect-1	Speed	Sect-2	Speed	Sect-3	Speed	TopSpeed	laptime	pit	lap	Sect-1	Speed	Sect-2	Speed	Sect-3	Speed	Topspeed	laptime	pit
1	Out		34.722		39.053	220.8		2:13.885		5	48.736		28.513		<u>32.006</u>	<u>231.0</u>	<u>215.1</u>	<u>1:49.255</u>	
2	51.450		31.136		33.990	227.1	195.3	1:56.576		6	48.503		<u>28.100</u>		32.635	<u>231.0</u>	213.9	1:49.238	D
3	51.459		29.202		33.012	226.6	211.4	1:53.673		7	<u>48.362</u>		28.682		32.968	228.2	213.0	1:50.012	
4	5:44.936		28.743		32.869	229.3	213.0	6:46.548	P	8									

3 Roger Grouwels (B)									Porsche GT3 Cup 991										
lap	Sect-1	Speed	Sect-2	Speed	Sect-3	Speed	TopSpeed	laptime	pit	lap	Sect-1	Speed	Sect-2	Speed	Sect-3	Speed	Topspeed	laptime	pit
1	Out		33.009		35.259	224.5		2:05.792		4	<u>5:42.698</u>		<u>30.397</u>		31.154	235.0	228.8	6:44.249	P
2	50.495		30.275		32.540	235.0	213.0	1:53.310		5	45.992		27.465		30.631	<u>236.7</u>	227.8	1:44.088	
3	49.832		29.785		33.399	235.6	226.4	1:53.016		6	46.124		27.891		<u>30.606</u>	235.6	<u>230.3</u>	1:44.621	

4 Menno Van de Grijspaarde (B)									Porsche GT3 Cup 991										
lap	Sect-1	Speed	Sect-2	Speed	Sect-3	Speed	TopSpeed	laptime	pit	lap	Sect-1	Speed	Sect-2	Speed	Sect-3	Speed	Topspeed	laptime	pit
1	Out		33.009		35.259	224.5		2:05.792		4	<u>5:42.698</u>		<u>30.397</u>		31.154	235.0	228.8	6:44.249	P
2	50.495		30.275		32.540	235.0	213.0	1:53.310		5	45.992		27.465		30.631	<u>236.7</u>	227.8	1:44.088	
3	49.832		29.785		33.399	235.6	226.4	1:53.016		6	46.124		27.891		<u>30.606</u>	235.6	<u>230.3</u>	1:44.621	

5 Jesse Van Kuijk (B)									Porsche GT3 Cup 991										
lap	Sect-1	Speed	Sect-2	Speed	Sect-3	Speed	TopSpeed	laptime	pit	lap	Sect-1	Speed	Sect-2	Speed	Sect-3	Speed	Topspeed	laptime	pit
1	Out		32.377		34.357	221.3		2:04.860		4	5:46.115		<u>29.169</u>		31.674	233.8	218.6	6:46.958	P
2	51.832		29.920		32.075	234.4	178.5	1:53.827		5	46.333		27.473		30.826	<u>237.3</u>	209.7	1:44.632	
3	48.170		27.707		30.955	236.1	206.5	1:46.832		6	<u>46.309</u>		27.675		<u>30.721</u>	235.0	219.1	1:44.705	

6 Yves Noel (B)									Porsche GT3 Cup 991										
lap	Sect-1	Speed	Sect-2	Speed	Sect-3	Speed	TopSpeed	laptime	pit	lap	Sect-1	Speed	Sect-2	Speed	Sect-3	Speed	Topspeed	laptime	pit
1	Out		34.110		37.501	218.3		2:19.956		4	5:51.306		29.207		33.310	<u>229.9</u>	197.8	6:53.823	P
2	50.923		29.382		33.438	226.1	204.2	1:53.743		5	<u>48.337</u>		28.973		<u>32.141</u>	<u>229.9</u>	<u>225.5</u>	1:49.451	
3	48.833		<u>28.614</u>		32.945	228.2	222.2	1:50.392		6									

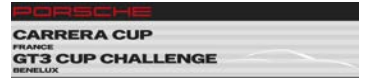
7 Vincent Beltoise (A)									Porsche GT3 Cup 991										
lap	Sect-1	Speed	Sect-2	Speed	Sect-3	Speed	TopSpeed	laptime	pit	lap	Sect-1	Speed	Sect-2	Speed	Sect-3	Speed	Topspeed	laptime	pit
1	Out		34.259		33.318	208.8		2:07.325		3	45.701		<u>26.990</u>		30.218	<u>236.1</u>	225.9	1:42.909	
2	49.194		27.890		30.413	<u>236.1</u>	198.2	1:47.497		4	<u>45.478</u>		27.234		<u>30.102</u>	235.6	235.8	1:42.814	

8 Carlos Rivas (B)									Porsche GT3 Cup 991										
lap	Sect-1	Speed	Sect-2	Speed	Sect-3	Speed	TopSpeed	laptime	pit	lap	Sect-1	Speed	Sect-2	Speed	Sect-3	Speed	Topspeed	laptime	pit
1	Out		31.404		34.380	238.5		2:02.371		5	47.454		28.254		30.952	241.5	226.4	1:46.660	
2	48.381		28.317		35.603	239.7	213.0	1:52.301		6	46.175		27.595		32.421	240.3	221.8	1:46.191	
3	46.285		27.368		<u>30.688</u>	<u>242.7</u>	227.8	1:44.341		7	46.815		<u>27.312</u>		30.919	240.3	220.0	1:45.046	
4	<u>5:30.892</u>		28.427		32.919	241.5	218.2	6:32.238	P	8									

9 Joffrey De Narda (A)									Porsche GT3 Cup 991										
lap	Sect-1	Speed	Sect-2	Speed	Sect-3	Speed	TopSpeed	laptime	pit	lap	Sect-1	Speed	Sect-2	Speed	Sect-3	Speed	Topspeed	laptime	pit
1	Out		38.262		38.936	232.7		2:19.214		5	5:33.644		33.041		35.004	234.4	218.6	6:41.689	P
2	48.910		31.657		31.157	<u>236.1</u>	<u>240.5</u>	1:51.724		6	45.763		27.429		30.301	234.4	235.3	1:43.493	
3	<u>45.312</u>		<u>27.063</u>		<u>30.195</u>	<u>236.1</u>	240.0	1:42.570		7	45.844		27.139		30.322	235.0	222.2	1:43.305	
4	54.425		28.984		34.076	235.6	238.4	1:57.485		8									

10 Florian Latorre (A)									Porsche GT3 Cup 991										
lap	Sect-1	Speed	Sect-2	Speed	Sect-3	Speed	TopSpeed	laptime	pit	lap	Sect-1	Speed	Sect-2	Speed	Sect-3	Speed	Topspeed	laptime	pit
1	Out		36.229		32.603	232.1		2:04.374		4	45.501		27.228		37.014	233.8	231.8	1:49.743	
2	46.341		27.275		30.597	235.6	221.8	1:44.213		5	6:28.852		30.336		34.629	235.0	<u>233.8</u>	7:33.817	P
3	45.473		<u>26.861</u>		<u>30.535</u>	235.6	228.3	1:42.869		6	45.869		27.193		30.620	<u>236.1</u>	227.8	1:43.682	





Porsche Racing Days Zandvoort Circuit Park Zandvoort

Porsche Carrera Cup France & Benelux - Qualifying 1 Laps and Sector Times

25 - 26 June 2016
Zandvoort GP - 4307 mtr.

11 Lindland Roar (B)								Porsche GT3 Cup 991											
lap	Sect-1	Speed	Sect-2	Speed	Sect-3	Speed	TopSpeed	laptime	pit	lap	Sect-1	Speed	Sect-2	Speed	Sect-3	Speed	Topspeed	laptime	pit
1	Out		34.001		35.969	187.4		2:06.850		3	<u>45.732</u>		<u>27.081</u>		31.796	229.9	232.8	<u>1:44.609</u>	
2	51.196		31.785		<u>31.536</u>	<u>234.4</u>	172.8	1:54.517		4									

12 Jorn Schmidt-Staade (B)								Porsche GT3 Cup 991											
lap	Sect-1	Speed	Sect-2	Speed	Sect-3	Speed	TopSpeed	laptime	pit	lap	Sect-1	Speed	Sect-2	Speed	Sect-3	Speed	Topspeed	laptime	pit
1	Out		36.651		38.288	227.1		2:19.896		4	<u>5:34.861</u>		29.417		31.545	234.4	221.3	6:35.823	P
2	50.708		29.129		33.293	231.0	208.9	1:53.130		5	46.501		27.605		31.264	232.1	228.8	1:45.370	
3	45.995		<u>27.140</u>		<u>30.996</u>	<u>235.0</u>	<u>232.8</u>	<u>1:44.131</u>		6	46.208		27.481		34.305	231.6	231.8	1:47.994	

13 Oleksandr Gaidai (B)								Porsche GT3 Cup 991											
lap	Sect-1	Speed	Sect-2	Speed	Sect-3	Speed	TopSpeed	laptime	pit	lap	Sect-1	Speed	Sect-2	Speed	Sect-3	Speed	Topspeed	laptime	pit
1	Out		30.497		32.046	232.7		2:04.403		4	5:32.147		27.732		38.068	<u>233.3</u>	<u>231.3</u>	6:37.947	P
2	46.379		27.394		30.656	<u>233.3</u>	209.7	1:44.429		5	46.090		27.715		30.611	<u>233.3</u>	225.9	1:44.416	
3	<u>45.559</u>		<u>27.195</u>		<u>30.410</u>	<u>233.3</u>	228.3	<u>1:43.164</u>		6	46.844		27.955		35.690	<u>233.3</u>	220.4	1:50.489	

14 Koen Wauters (B)								Porsche GT3 Cup 991											
lap	Sect-1	Speed	Sect-2	Speed	Sect-3	Speed	TopSpeed	laptime	pit	lap	Sect-1	Speed	Sect-2	Speed	Sect-3	Speed	Topspeed	laptime	pit
1	Out		31.579		33.202	230.4		2:06.640		3	<u>6:07.517</u>		<u>28.482</u>		32.064	234.4	214.3	7:08.063	P
2	47.832		27.652		31.118	235.0	196.4	1:46.602		4	46.358		27.703		<u>30.700</u>	<u>236.1</u>	216.9	<u>1:44.761</u>	

17 van Laere (B)-van Hover (B)								Porsche GT3 Cup 991											
lap	Sect-1	Speed	Sect-2	Speed	Sect-3	Speed	TopSpeed	laptime	pit	lap	Sect-1	Speed	Sect-2	Speed	Sect-3	Speed	Topspeed	laptime	pit
1	48.645		29.072		32.413	<u>236.1</u>	204.9	1:50.130		4	46.713		27.523		31.330	233.8	218.6	1:45.566	
2	47.640		29.181		32.717	235.0	228.3	1:49.538		5	46.483		<u>27.259</u>		<u>31.106</u>	234.4	222.7	<u>1:44.848</u>	
3	6:01.705		29.611		33.512	233.8	<u>236.3</u>	7:04.828		6	<u>46.163</u>		27.587		32.802	223.4		1:46.552	

20 Pierre Piron (B)								Porsche GT3 Cup 991											
lap	Sect-1	Speed	Sect-2	Speed	Sect-3	Speed	TopSpeed	laptime	pit	lap	Sect-1	Speed	Sect-2	Speed	Sect-3	Speed	Topspeed	laptime	pit
1	Out		33.450		35.162	227.1		2:06.519		4	<u>6:02.693</u>		29.444		32.679	234.4	210.9	7:04.816	P
2	51.764		30.715		32.690	233.8	173.4	1:55.169		5	47.290		28.142		31.251	233.8	215.1	1:46.683	
3	47.072		28.356		<u>31.097</u>	<u>238.5</u>	<u>223.6</u>	1:46.525		6	47.020		<u>27.736</u>		31.276	234.4	212.2	<u>1:46.032</u>	

37 John De Wilde (B)								Porsche GT3 Cup 991											
lap	Sect-1	Speed	Sect-2	Speed	Sect-3	Speed	TopSpeed	laptime	pit	lap	Sect-1	Speed	Sect-2	Speed	Sect-3	Speed	Topspeed	laptime	pit
1	Out		34.501		39.013	216.3		2:18.358		4	<u>6:05.990</u>		<u>28.398</u>		33.283	229.9	219.5	7:07.671	P
2	49.332		28.249		32.351	229.9	208.1	1:49.932		5	47.199		27.814		<u>31.751</u>	<u>231.6</u>	<u>221.8</u>	<u>1:46.764</u>	
3	47.532		27.545		31.775	230.4	219.5	1:46.852		6	47.998		27.557		32.394	229.9	198.9	1:47.949	

47 Alexandre Jouannem (A)								Porsche GT3 Cup 991											
lap	Sect-1	Speed	Sect-2	Speed	Sect-3	Speed	TopSpeed	laptime	pit	lap	Sect-1	Speed	Sect-2	Speed	Sect-3	Speed	Topspeed	laptime	pit
1	Out		36.688		36.201	233.3		2:14.586		4	45.667		<u>27.149</u>		<u>31.548</u>	235.6	233.8	<u>1:44.364</u>	
2	47.506		27.765		42.213	236.1	206.5	1:57.484		5	<u>45.605</u>		27.784		38.377	<u>236.7</u>	229.3	1:51.766	
3	4:56.007		28.801		33.362	<u>236.7</u>	225.5	5:58.170	P	6									

48 Mathieu Jaminet (A)								Porsche GT3 Cup 991											
lap	Sect-1	Speed	Sect-2	Speed	Sect-3	Speed	TopSpeed	laptime	pit	lap	Sect-1	Speed	Sect-2	Speed	Sect-3	Speed	Topspeed	laptime	pit
1	Out		34.598		36.340	235.0		2:11.118		3	44.905		<u>26.627</u>		29.760	236.7	234.8	1:41.292	
2	55.716		29.658		31.436	<u>237.3</u>	211.8	1:56.810		4	<u>44.772</u>		26.662		<u>29.679</u>	<u>237.3</u>	<u>235.3</u>	<u>1:41.113</u>	

55 Nicolas Misslin (B)								Porsche GT3 Cup 991											
lap	Sect-1	Speed	Sect-2	Speed	Sect-3	Speed	TopSpeed	laptime	pit	lap	Sect-1	Speed	Sect-2	Speed	Sect-3	Speed	Topspeed	laptime	pit
1	Out		31.469		34.839	225.5		2:04.617		4	<u>6:12.920</u>		28.185		35.228	233.8	238.9	7:16.333	P
2	50.629		29.156		35.296	233.3	200.4	1:55.081		5	46.178		27.579		30.830	231.6	<u>239.5</u>	1:44.587	
3	46.290		<u>27.144</u>		<u>30.428</u>	<u>235.0</u>	237.9	<u>1:43.862</u>		6									





Porsche Racing Days Zandvoort Circuit Park Zandvoort

Porsche Carrera Cup France & Benelux - Qualifying 1 Laps and Sector Times

25 - 26 June 2016
Zandvoort GP - 4307 mtr.

85		Thomas Laurent (A)						Porsche GT3 Cup 991											
lap	Sect-1	Speed	Sect-2	Speed	Sect-3	Speed	TopSpeed	laptime	pit	lap	Sect-1	Speed	Sect-2	Speed	Sect-3	Speed	Topspeed	laptime	pit
1	Out		34.708		34.980	230.4		2:09.311		4	<u>6:15.008</u>		<u>29.134</u>		33.299	<u>236.1</u>	<u>228.3</u>	7:17.441	P
2	48.030		28.921		33.106	<u>236.1</u>	195.7	1:50.057		5	45.501		27.268		30.618	<u>236.1</u>	226.4	1:43.387	
3	45.661		26.921		<u>30.329</u>	235.0	217.3	<u>1:42.911</u>		6									

88		Degeer (B)-Meulders (B)						Porsche GT3 Cup 991											
lap	Sect-1	Speed	Sect-2	Speed	Sect-3	Speed	TopSpeed	laptime	pit	lap	Sect-1	Speed	Sect-2	Speed	Sect-3	Speed	Topspeed	laptime	pit
1	Out		31.757		36.794	225.5		2:06.237		5	47.941		28.643		31.889	229.3	<u>234.3</u>	1:48.473	
2	51.176		29.492		32.146	230.4	200.4	1:52.814		6	47.955		28.363		31.811	229.9	201.1	1:48.129	
3	47.513		<u>27.958</u>		<u>31.336</u>	<u>232.7</u>	229.8	<u>1:46.807</u>		7	49.072		32.155		32.479	228.8	213.0	1:53.706	
4	<u>6:10.266</u>		28.398		32.133	226.1	222.7	7:10.797	P	8									

98		Yannick Hoogaars (A)						Porsche GT3 Cup 991											
lap	Sect-1	Speed	Sect-2	Speed	Sect-3	Speed	TopSpeed	laptime	pit	lap	Sect-1	Speed	Sect-2	Speed	Sect-3	Speed	Topspeed	laptime	pit
1	Out		31.651		34.053	220.8		2:03.710		4	<u>6:08.311</u>		<u>28.521</u>		31.857	233.8	226.4	7:08.689	P
2	50.604		28.347		32.485	232.7	193.9	1:51.436		5	47.120		27.859		31.384	236.1	218.2	1:46.363	
3	46.630		27.498		<u>31.013</u>	235.6	<u>227.4</u>	1:45.141		6	46.316		27.551		30.900	235.6	225.5	<u>1:44.767</u>	

99		Dylan Derdaele (A)						Porsche GT3 Cup 991											
lap	Sect-1	Speed	Sect-2	Speed	Sect-3	Speed	TopSpeed	laptime	pit	lap	Sect-1	Speed	Sect-2	Speed	Sect-3	Speed	Topspeed	laptime	pit
1	Out		37.012		37.535	173.8		2:14.615		4	45.706		<u>27.036</u>		30.442	235.0	225.9	1:43.184	
2	9:48.944		28.143		30.678	236.1	202.6	10:47.765	P	5	<u>45.473</u>		27.057		<u>30.287</u>	<u>236.7</u>	<u>227.8</u>	<u>1:42.817</u>	
3	45.650		27.172		30.363	236.1	223.1	1:43.185		6									

555		Julien Andlauer (A)						Porsche GT3 Cup 991											
lap	Sect-1	Speed	Sect-2	Speed	Sect-3	Speed	TopSpeed	laptime	pit	lap	Sect-1	Speed	Sect-2	Speed	Sect-3	Speed	Topspeed	laptime	pit
1	Out		34.229		34.812	200.0		2:06.042		4	<u>6:06.692</u>		29.034		31.417	235.0	<u>231.3</u>	7:07.143	P
2	50.472		31.793		33.812	236.7	184.0	1:56.077		5	48.663		27.999		30.777	236.1	215.6	1:47.439	
3	45.633		<u>26.980</u>		<u>30.411</u>	<u>237.9</u>	223.6	<u>1:43.024</u>		6									

911		Christophe Lapierre (B)						Porsche GT3 Cup 991											
lap	Sect-1	Speed	Sect-2	Speed	Sect-3	Speed	TopSpeed	laptime	pit	lap	Sect-1	Speed	Sect-2	Speed	Sect-3	Speed	Topspeed	laptime	pit
1	Out		30.453		34.258	213.9		1:57.763		4	7:11.793		30.285		31.697	235.0	219.1	8:13.775	P
2	49.566		28.888		31.280	234.4	183.4	1:49.734		5	45.964		<u>27.043</u>		30.608	<u>235.6</u>	223.6	1:43.615	
3	<u>45.822</u>		27.074		<u>30.487</u>	<u>235.6</u>	<u>224.1</u>	<u>1:43.383</u>		6									



Porsche Racing Days Zandvoort

Circuit Park Zandvoort

Heat name : Porsche Carrera Cup France & Benelux - Qualifying 1
 Heat Date : 25 June 2016
 Weather :
 Circuit name : Zandvoort GP - 4307 mtr.

Participants Started	: 24	Participants Classified	: 22
Participants Finished	: 5	Participants Not Classified	: 3
Participants Not Finished	: 20		

Green flag at	: 16:00:01	Heat recording start time	: 15:58:00
Finish flag waved at	: 16:18:33	Heat recording end time	: 16:20:44
Total time under Green	: 18:31	Total of All Laps in Heat	: 132
Number of cautions	: 0	Total time under Yellow	: 00:00:00
Number of code-60's	: 0	Total time under Code-60	: 00:00:00

Summary of winners per class

Nbr	Name / Team name	Cls	Fastest Laptime	In	Avg. Speed	Laps	Race Time
-----	------------------	-----	-----------------	----	------------	------	-----------

Best Lap time history during the Heat

#	Nbr	lap time	in lap	Name	time of day
1	48	1:56.810	2	Mathieu Jaminet (A)	16:04:30
2	9	1:51.724	2	Joffrey De Narda (A)	16:04:36
3	10	1:44.213	2	Florian Latorre (A)	16:04:38
4	48	1:41.292	3	Mathieu Jaminet (A)	16:06:11
5	48	1:41.113	4	Mathieu Jaminet (A)	16:07:53

Summary of best laptimes per class

Nbr	Name / Team name	Cls	Fastest Laptime	In	Speed
48	Mathieu Jaminet (A)	PCCF	1:41.113	4	153.35
99	Dylan Derdaele (A)	PGT3CCB	1:42.817	5	150.80





Porsche Racing Days Zandvoort

Circuit Park Zandvoort

Porsche Carrera Cup France & Benelux - Qualifying 2
Revision 1

25 - 26 June 2016
Zandvoort GP - 4307 mtr.

Pos	Nbr	Name	Cls	PIC	Fastest	In	Gap	Diff	Laps	Km/h
1	48	Mathieu Jaminet (A)	PCCF	1	1:40.643	3			3	154.06
2	9	Joffrey De Narda (A)	PCCF	2	1:41.204	6	0.561	0.561	7	153.21
3	85	Thomas Laurent (A)	PCCF	3	1:41.488	3	0.845	0.284	3	152.78
4	10	Florian Latorre (A)	PCCF	4	1:41.845	5	1.202	0.357	5	152.24
5	555	Julien Andlauer (A)	PCCF	5	1:42.251	4	1.608	0.406	4	151.64
6	47	Alexandre Jouannem (A)	PCCF	6	1:42.311	5	1.668	0.060	6	151.55
7	99	Dylan Derdaele (A)	PGT3CCE	1	1:42.443	8	1.800	0.132	8	151.35
8	911	Christophe Lapierre (B)	PCCF	7	1:42.923	4	2.280	0.480	6	150.65
9	7	Vincent Beltoise (A)	PCCF	8	1:42.946	5	2.303	0.023	6	150.61
10	8	Carlos Rivas (B)	PCCF	9	1:43.287	3	2.644	0.341	4	150.12
11	14	Koen Wauters (B)	PGT3CCE	2	1:43.302	4	2.659	0.015	4	150.10
12	13	Oleksandr Gaidai (B)	PCCF	10	1:43.321	5	2.678	0.019	6	150.07
13	4	Menno Van de Grijspaarde (B)	PGT3CCE	3	1:43.329	6	2.686	0.008	7	150.06
14	5	Jesse Van Kuijk (B)	PGT3CCE	4	1:43.546	6	2.903	0.217	7	149.74
15	98	Yannick Hoogaars (A)	PGT3CCE	5	1:43.601	5	2.958	0.055	5	149.66
16	55	Nicolas Misslin (B)	PCCF	11	1:43.604	4	2.961	0.003	7	149.66
17	3	Roger Grouwels (B)	PGT3CCE	6	1:43.626	6	2.983	0.022	7	149.63
18	37	John De Wilde (B)	PGT3CCE	7	1:45.369	4	4.726	1.743	6	147.15
19	2	Hans Fabri (B)	PGT3CCE	8	1:46.549	7	5.906	1.180	7	145.52
20	12	Jorn Schmidt-Staade (B)	PGT3CCE	9	1:46.812	2	6.169	0.263	2	145.16
21	6	Yves Noel (B)	PGT3CCE	10	1:49.728	6	9.085	2.916	7	141.31
22	20	Pierre Piron (B)	PGT3CCE	11	1:52.025	2	11.382	2.297	2	138.41
NOT QUALIFIED		Qualification maxima (0% of) =								
EXC	88	Degeer (B)-Meulders (B)	PGT3CCE		1:44.131	5			5	148.90

Car #88 disqualified due to violation of regulations concerning red flag

Fastest time : 1:40.643 in lap 3 by nbr. 48: Martinet by Alm�ras ()			Publication-time
Results and Laptimes : www.raceresults.nu		Timekeeping by : Circuit Park Zandvoort	Time Printed : 26-06-2016 - 09:50
Clerk of the Course	Secretary of the Event	Timekeeper	
Jeroen Frieman	Ria Waterreus	Kevin Schepers	
Page 1 of 1	Results remain provisional pending technical examination and decisions from the stewards of the meeting		





Porsche Racing Days Zandvoort
Circuit Park Zandvoort

Porsche Carrera Cup France & Benelux - Qualifying 2
Revision 1

25 - 26 June 2016
Zandvoort GP - 4307 mtr.

Porsche Carrera Cup France

Pos	Nbr	Name	Fastest	In	Gap	Diff	Laps	Km/h
1	48	Mathieu Jaminet (A)	1:40.643	3			3	154.06
2	9	Joffrey De Narda (A)	1:41.204	6	0.561	0.561	7	153.21
3	85	Thomas Laurent (A)	1:41.488	3	0.845	0.284	3	152.78
4	10	Florian Latorre (A)	1:41.845	5	1.202	0.357	5	152.24
5	555	Julien Andlauer (A)	1:42.251	4	1.608	0.406	4	151.64
6	47	Alexandre Jouannem (A)	1:42.311	5	1.668	0.060	6	151.55
7	911	Christophe Lapierre (B)	1:42.923	4	2.280	0.612	6	150.65
8	7	Vincent Beltoise (A)	1:42.946	5	2.303	0.023	6	150.61
9	8	Carlos Rivas (B)	1:43.287	3	2.644	0.341	4	150.12
10	13	Oleksandr Gaidai (B)	1:43.321	5	2.678	0.034	6	150.07
11	55	Nicolas Misslin (B)	1:43.604	4	2.961	0.283	7	149.66

Porsche GT3 Cup Challenge Benelux

Pos	Nbr	Name	Fastest	In	Gap	Diff	Laps	Km/h
1	99	Dylan Derdaele (A)	1:42.443	8			8	151.35
2	14	Koen Wauters (B)	1:43.302	4	0.859	0.859	4	150.10
3	4	Menno Van de Grijspaarde (B)	1:43.329	6	0.886	0.027	7	150.06
4	5	Jesse Van Kuijk (B)	1:43.546	6	1.103	0.217	7	149.74
5	98	Yannick Hoogaars (A)	1:43.601	5	1.158	0.055	5	149.66
6	3	Roger Grouwels (B)	1:43.626	6	1.183	0.025	7	149.63
7	37	John De Wilde (B)	1:45.369	4	2.926	1.743	6	147.15
8	2	Hans Fabri (B)	1:46.549	7	4.106	1.180	7	145.52
9	12	Jorn Schmidt-Staade (B)	1:46.812	2	4.369	0.263	2	145.16
10	6	Yves Noel (B)	1:49.728	6	7.285	2.916	7	141.31
11	20	Pierre Piron (B)	1:52.025	2	9.582	2.297	2	138.41

NOTQUALIFIED	Qualification maxima (0% of) =							
EXC	88	Degeer (B)-Meulders (B)	1:44.131	5			5	148.90

Car #88 disqualified due to violation of regulations concerning red flag

Fastest time : 1:40.643 in lap 3 by nbr. 48: Martinet by Alméras ()

Publication-time

Results and Laptimes : www.raceresults.eu

Timekeeping by : Circuit Park Zandvoort

Time Printed : 26-06-2016 - 09:51

Clerk of the Course	Secretary of the Event	Timekeeper
Jeroen Frieman	Ria Waterreus	Kevin Schepers
Page 1 of 1	Results remain provisional pending technical examination and decisions from the stewards of the meeting	





Porsche Racing Days Zandvoort
Circuit Park Zandvoort

Porsche Carrera Cup France & Benelux - Qualifying 2
Laptimes

25 - 26 June 2016
Zandvoort GP - 4307 mtr.

Nbr	Name / Team name	1	2	3	4	5	6	7	8	9	10	11	12	13	14	15
2	Hans Fabri (B)	2:17.029	1:51.243	10:15.665	1:47.182	1:47.504	1:47.407	1:46.549								
3	Roger Grouwels (B)	2:07.324	1:53.093	2:01.648	11:01.044	1:44.130	1:43.626	1:57.405								
4	Menno Van de Grijspaarde	1:58.978	1:50.436	2:03.045	10:24.003	1:43.719	1:43.329	1:43.443								
5	Jesse Van Kuijk (B)	1:55.056	1:46.636	1:43.852	10:39.296	1:44.058	1:43.546	1:44.530								
6	Yves Noel (B)	2:09.121	1:51.715	1:50.190	10:35.509	1:50.512	1:49.728	1:50.191								
7	Vincent Beltoise (A)	2:03.288	1:51.438	1:51.554	10:06.175	1:42.946	1:43.053									
8	Carlos Rivas (B)	10:18.186	1:43.397	1:43.287	1:43.703											
9	Joffrey De Narda (A)	2:04.367	2:13.178	1:41.934	10:55.141	1:42.708	1:41.204	1:42.044								
10	Florian Latorre (A)	2:02.129	2:04.743	11:21.724	1:42.146	1:41.845										
12	Jorn Schmidt-Staade (B)	2:14.423	1:46.812													
13	Oleksandr Gaidai (B)	2:06.393	2:03.325	10:12.319	1:43.442	1:43.321	1:43.615									
14	Koen Wauters (B)	2:04.168	1:46.540	10:27.192	1:43.302											
20	Pierre Piron (B)	1:59.340	1:52.025													
37	John De Wilde (B)	2:20.376	1:50.215	10:11.526	1:45.369	1:46.582	1:46.412									
47	Alexandre Jouannem (A)	2:14.973	1:45.429	1:44.297	10:17.700	1:42.311	1:43.020									
48	Mathieu Jaminet (A)	2:07.509	1:54.949	1:40.643												
55	Nicolas Msslin (B)	2:01.064	1:59.008	10:10.181	1:43.604	1:43.941	1:44.550	1:45.167								
85	Thomas Laurent (A)	2:00.504	1:44.696	1:41.488												
88	Degeer (B)-Meulders (B)	2:03.152	1:47.887	11:08.153	1:45.655	1:44.131										
98	Yanrick Hoogaars (A)	2:05.764	1:50.592	1:44.117	10:20.982	1:43.601										
99	Dylan Derdaele (A)	2:15.228	1:49.925	1:49.789	10:05.578	1:42.588	1:49.635	1:42.495	1:42.443							
555	Julien Andlauer (A)	1:58.841	1:51.539	11:15.539	1:42.251											
911	Christophe Lapierre (B)	1:55.394	1:50.130	10:10.338	1:42.923	1:49.415	1:43.434									





Porsche Racing Days Zandvoort Circuit Park Zandvoort

Porsche Carrera Cup France & Benelux - Qualifying 2

25 - 26 June 2016
Zandvoort GP - 4307 mtr.

Pos	Nbr	Name / Team name	Sector 1			Sector 2			Sector 3			Theoretical best	Actual best	In
			time	Lap	pos	time	Lap	pos	time	Lap	pos			
1	48	Mathieu Jaminet (A)	44.475	4	1	26.498	3	2	29.508	3	1	1:40.481	1:40.643	3
2	9	Joffrey De Narda (A)	44.695	6	2	26.693	6	4	29.698	5	2	1:41.086	1:41.204	6
3	85	Thomas Laurent (A)	44.875	3	3	26.481	3	1	30.132	3	6	1:41.488	1:41.488	3
4	10	Florian Latorre (A)	45.074	5	4	26.681	5	3	30.090	5	5	1:41.845	1:41.845	5
5	555	Julien Andlauer (A)	45.366	4	9	26.861	3	7	30.005	4	3	1:42.232	1:42.251	4
6	47	Alexandre Jouannem (A)	45.081	5	5	26.775	3	6	30.242	5	7	1:42.098	1:42.311	5
7	99	Dylan Derdaele (A)	45.231	7	7	26.712	7	5	30.085	5	4	1:42.028	1:42.443	8
8	911	Christophe Lapiere (B)	45.489	3	12	26.929	4	9	30.448	4	11	1:42.866	1:42.923	4
9	7	Vincent Beltoise (A)	45.247	4	8	27.058	5	13	30.323	6	8	1:42.628	1:42.946	5
10	8	Carlos Rivas (B)	45.468	3	11	26.900	2	8	30.431	2	9	1:42.799	1:43.287	3
11	14	Koen Wauters (B)	45.638	5	13	27.043	4	12	30.532	4	14	1:43.213	1:43.302	4
12	13	Oleksandr Gaidai (B)	45.172	5	6	27.020	4	10	30.443	4	10	1:42.635	1:43.321	5
13	4	Menno Van de Grijspaarde (B)	45.373	7	10	27.100	6	15	30.581	6	16	1:43.054	1:43.329	6
14	5	Jesse Van Kuijk (B)	45.854	6	15	27.185	6	17	30.507	6	13	1:43.546	1:43.546	6
15	98	Yannick Hoogaars (A)	45.952	5	17	27.031	5	11	30.618	5	17	1:43.601	1:43.601	5
16	55	Nicolas Misslin (B)	45.858	4	16	27.202	5	18	30.448	4	12	1:43.508	1:43.604	4
17	3	Roger Grouwels (B)	45.639	6	14	27.085	6	14	30.766	5	18	1:43.490	1:43.626	6
18	37	John De Wilde (B)	46.773	4	19	27.274	4	19	31.322	4	20	1:45.369	1:45.369	4
19	2	Hans Fabri (B)	47.054	7	21	27.744	4	21	31.536	7	21	1:46.334	1:46.549	7
20	12	Jorn Schmidt-Staade (B)	48.064	2	22	27.734	2	20	31.014	2	19	1:46.812	1:46.812	2
21	6	Yves Noel (B)	48.508	4	23	28.417	3	23	32.499	6	23	1:49.424	1:49.728	6
22	20	Pierre Piron (B)	46.953	3	20	28.084	3	22	32.415	2	22	1:47.452	1:52.025	2
23	88	Degeer (B)-Meulders (B)	46.426	5	18	27.158	5	16	30.547	5	15	1:44.131	1:44.131	5





Porsche Racing Days Zandvoort Circuit Park Zandvoort

Porsche Carrera Cup France & Benelux - Qualifying 2 Laps and Sector Times

25 - 26 June 2016
Zandvoort GP - 4307 mtr.

2 Hans Fabri (B)								Porsche GT3 Cup 991											
lap	Sect-1	Speed	Sect-2	Speed	Sect-3	Speed	TopSpeed	laptime	pit	lap	Sect-1	Speed	Sect-2	Speed	Sect-3	Speed	Topspeed	laptime	pit
1	Out		38.748		37.664	227.1		2:17.029		5	47.330		28.074		32.100	229.3	213.0	1:47.504	
2	49.867		29.207		32.169	231.6	200.0	1:51.243		6	48.049		27.811		31.547	<u>232.1</u>	217.7	1:47.407	
3	9:14.342		28.178		33.145	230.4	217.3	10:15.665 P		7	<u>47.054</u>		27.959		<u>31.536</u>	<u>232.1</u>	<u>223.6</u>	<u>1:46.549</u>	
4	47.704		<u>27.744</u>		31.734	231.0	219.5	1:47.182		8									

3 Roger Grouwels (B)								Porsche GT3 Cup 991											
lap	Sect-1	Speed	Sect-2	Speed	Sect-3	Speed	TopSpeed	laptime	pit	lap	Sect-1	Speed	Sect-2	Speed	Sect-3	Speed	Topspeed	laptime	pit
1	Out		34.638		34.006	229.3		2:07.324		5	46.108		27.256		<u>30.766</u>	232.7	225.5	1:44.130	
2	50.091		28.905		34.097	134.9	216.4	1:53.093		6	<u>45.639</u>		<u>27.085</u>		30.902	232.1	<u>227.4</u>	<u>1:43.626</u>	
3	58.315		31.195		32.138	<u>233.8</u>	127.8	2:01.648		7	47.317		31.349		38.739	147.9	225.0	1:57.405	
4	9:56.998		32.413		31.633	232.1	222.2	11:01.044 P		8									

4 Menno Van de Grijspaarde (B)								Porsche GT3 Cup 991											
lap	Sect-1	Speed	Sect-2	Speed	Sect-3	Speed	TopSpeed	laptime	pit	lap	Sect-1	Speed	Sect-2	Speed	Sect-3	Speed	Topspeed	laptime	pit
1	Out		30.583		32.626	228.8		1:58.978		5	45.526		27.582		30.611	<u>236.1</u>	226.9	1:43.719	
2	48.847		28.289		33.300	201.3	206.9	1:50.436		6	45.648		<u>27.100</u>		<u>30.581</u>	235.6	225.9	<u>1:43.329</u>	
3	58.376		33.173		31.496	235.6	175.0	2:03.045		7	<u>45.373</u>		27.383		30.687	235.6	<u>230.8</u>	1:43.443	
4	9:25.530		27.730		30.743	<u>236.1</u>	223.1	10:24.003 P		8									

5 Jesse Van Kuijk (B)								Porsche GT3 Cup 991											
lap	Sect-1	Speed	Sect-2	Speed	Sect-3	Speed	TopSpeed	laptime	pit	lap	Sect-1	Speed	Sect-2	Speed	Sect-3	Speed	Topspeed	laptime	pit
1	Out		29.552		32.719	230.4		1:55.056		5	46.025		27.279		30.754	<u>236.7</u>	221.3	1:44.058	
2	47.757		27.660		31.219	235.0	200.4	1:46.636		6	<u>45.854</u>		<u>27.185</u>		<u>30.507</u>	236.1	219.1	<u>1:43.546</u>	
3	46.134		27.195		30.523	<u>236.7</u>	<u>223.1</u>	1:43.852		7	45.955		27.561		31.014	235.6	216.4	1:44.530	
4	9:40.265		27.847		31.184	236.1	207.7	10:39.296 P		8									

6 Yves Noel (B)								Porsche GT3 Cup 991											
lap	Sect-1	Speed	Sect-2	Speed	Sect-3	Speed	TopSpeed	laptime	pit	lap	Sect-1	Speed	Sect-2	Speed	Sect-3	Speed	Topspeed	laptime	pit
1	Out		32.151		37.341	222.9		2:09.121		5	48.566		29.161		32.785	229.9	224.5	1:50.512	
2	50.225		28.723		32.767	<u>230.4</u>	204.5	1:51.715		6	48.550		28.679		<u>32.499</u>	<u>230.4</u>	225.0	<u>1:49.728</u>	
3	49.143		<u>28.417</u>		32.630	<u>230.4</u>	218.2	1:50.190		7	49.079		28.543		32.569	<u>230.4</u>	<u>226.9</u>	1:50.191	
4	9:27.439		33.150		34.920	226.1	<u>226.9</u>	10:35.509 P		8									

7 Vincent Beltoise (A)								Porsche GT3 Cup 991											
lap	Sect-1	Speed	Sect-2	Speed	Sect-3	Speed	TopSpeed	laptime	pit	lap	Sect-1	Speed	Sect-2	Speed	Sect-3	Speed	Topspeed	laptime	pit
1	Out		30.060		33.123	210.6		2:03.288		4	<u>9:06.520</u>		27.244		32.411	<u>237.3</u>	<u>234.3</u>	10:06.175 P	
2	48.569		27.623		35.246	235.6	207.7	1:51.438		5	45.374		<u>27.058</u>		30.514	235.6	230.3	<u>1:42.946</u>	
3	48.932		31.607		31.015	236.7	195.3	1:51.554		6	45.568		27.162		<u>30.323</u>	235.6	228.3	1:43.053	

8 Carlos Rivas (B)								Porsche GT3 Cup 991											
lap	Sect-1	Speed	Sect-2	Speed	Sect-3	Speed	TopSpeed	laptime	pit	lap	Sect-1	Speed	Sect-2	Speed	Sect-3	Speed	Topspeed	laptime	pit
1	Out		27.264		30.695	<u>243.4</u>		10:18.186 P		3	<u>45.488</u>		27.316		30.483	242.1	225.5	<u>1:43.287</u>	
2	46.056		<u>26.910</u>		<u>30.431</u>	<u>243.4</u>	224.5	1:43.397		4	45.734		27.184		30.785	241.5	225.9	1:43.703	

9 Joffrey De Narda (A)								Porsche GT3 Cup 991											
lap	Sect-1	Speed	Sect-2	Speed	Sect-3	Speed	TopSpeed	laptime	pit	lap	Sect-1	Speed	Sect-2	Speed	Sect-3	Speed	Topspeed	laptime	pit
1	Out		33.600		36.142	206.0		2:04.367		5	46.171		26.839		<u>29.698</u>	<u>237.3</u>	214.3	1:42.708	
2	51.586		33.865		47.727	229.9	197.1	2:13.178		6	<u>44.695</u>		<u>26.693</u>		29.816	236.1	239.5	<u>1:41.204</u>	
3	45.264		26.810		29.860	234.4	233.8	1:41.934		7	45.133		27.034		29.877	236.7	<u>242.7</u>	1:42.044	
4	9:51.154		30.243		33.744	235.0	185.9	10:55.141 P		8									

10 Florian Latorre (A)								Porsche GT3 Cup 991											
lap	Sect-1	Speed	Sect-2	Speed	Sect-3	Speed	TopSpeed	laptime	pit	lap	Sect-1	Speed	Sect-2	Speed	Sect-3	Speed	Topspeed	laptime	pit
1	Out		33.299		35.574	233.3		2:02.129		4	45.344		26.708		30.094	<u>236.7</u>	224.1	1:42.146	
2	55.781		34.349		34.613	235.6	210.1	2:04.743		5	<u>45.074</u>		<u>26.681</u>		<u>30.090</u>	235.0	229.3	<u>1:41.845</u>	





Porsche Racing Days Zandvoort
Circuit Park Zandvoort

Porsche Carrera Cup France & Benelux - Qualifying 2
Laps and Sector Times

25 - 26 June 2016
Zandvoort GP - 4307 mtr.

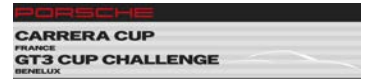
98		Yannick Hoogaars (A)						Porsche GT3 Cup 991											
lap	Sect-1	Speed	Sect-2	Speed	Sect-3	Speed	TopSpeed	laptime	pit	lap	Sect-1	Speed	Sect-2	Speed	Sect-3	Speed	Topspeed	laptime	pit
1	Out		32.304		34.951	204.7		2:05.764		4	9:22.187		27.868		30.927	236.1	225.9	10:20.982	P
2	49.859		28.813		31.920	234.4	191.8	1:50.592		5	45.952		27.031		30.618	237.9	226.4	1:43.601	
3	46.186		27.150		30.781	237.9	222.2	1:44.117		6									

99		Dylan Derdaele (A)						Porsche GT3 Cup 991											
lap	Sect-1	Speed	Sect-2	Speed	Sect-3	Speed	TopSpeed	laptime	pit	lap	Sect-1	Speed	Sect-2	Speed	Sect-3	Speed	Topspeed	laptime	pit
1			33.045		35.733	180.3		2:15.228		5	45.432		27.071		30.085	237.9	221.8	1:42.588	
2	48.216		28.255		33.454	237.3	183.7	1:49.925		6	50.516		28.980		30.139	235.6	217.3	1:49.635	
3	47.723		31.660		30.406	237.9	223.1	1:49.789		7	45.231		26.712		30.552	236.7	224.5	1:42.495	
4	9:05.509		27.416		32.653	235.6	229.3	10:05.578	P	8	45.380		26.930		30.133	233.8	222.2	1:42.443	

555		Julien Andlauer (A)						Porsche GT3 Cup 991											
lap	Sect-1	Speed	Sect-2	Speed	Sect-3	Speed	TopSpeed	laptime	pit	lap	Sect-1	Speed	Sect-2	Speed	Sect-3	Speed	Topspeed	laptime	pit
1	Out		30.946		33.593	204.7		1:58.841		3	10:17.876		27.322		30.341	237.3	228.3	11:15.539	P
2	50.727		30.003		30.809	236.7	173.9	1:51.539		4	45.366		26.880		30.005	235.6	229.8	1:42.251	

911		Christophe Lapierre (B)						Porsche GT3 Cup 991											
lap	Sect-1	Speed	Sect-2	Speed	Sect-3	Speed	TopSpeed	laptime	pit	lap	Sect-1	Speed	Sect-2	Speed	Sect-3	Speed	Topspeed	laptime	pit
1	Out		29.089		32.838	216.8		1:55.394		4	45.546		26.929		30.448	235.6	233.3	1:42.923	
2	50.511		28.931		30.688	235.6	193.5	1:50.130		5	50.833		27.754		30.828	235.0	225.0	1:49.415	
3	9:11.872		27.659		30.807	237.3	224.1	10:10.338	P	6	45.908		27.035		30.491	235.6	220.9	1:43.434	





Porsche Racing Days Zandvoort

Circuit Park Zandvoort

Heat name : Porsche Carrera Cup France & Benelux - Qualifying 2
 Heat Date : 25 June 2016
 Weather :
 Circuit name : Zandvoort GP - 4307 mtr.

Participants Started	: 23	Participants Classified	: 24
Participants Finished	: 7	Participants Not Classified	: 1
Participants Not Finished	: 18		

Green flag at	: 16:23:33	Heat recording start time	: 16:22:29
Finish flag waved at	: 16:45:52	Heat recording end time	: 16:48:18
Total time under Green	: 22:18	Total of All Laps in Heat	: 124
Number of cautions	: 0	Total time under Yellow	: 00:00:00
Number of code-60's	: 0	Total time under Code-60	: 00:00:00

Summary of winners per class

Nbr	Name / Team name	Cls	Fastest Laptime	In	Avg. Speed	Laps	Race Time
-----	------------------	-----	-----------------	----	------------	------	-----------

Best Lap time history during the Heat

#	Nbr	lap time	in lap	Name	time of day
1	48	1:54.949	2	Mathieu Jaminet (A)	16:27:44
2	98	1:50.592	2	Yannick Hooqaars (A)	16:27:50
3	99	1:49.925	2	Dylan Derdaele (A)	16:28:06
4	47	1:45.429	2	Alexandre Jouannem (A)	16:28:32
5	85	1:44.696	2	Thomas Laurent (A)	16:28:56
6	48	1:40.643	3	Mathieu Jaminet (A)	16:29:25

Summary of best laptimes per class

Nbr	Name / Team name	Cls	Fastest Laptime	In	Speed
48	Mathieu Jaminet (A)	PCCF	1:40.643	3	154.06
99	Dylan Derdaele (A)	PGT3CCB	1:42.443	8	151.35





Porsche Racing Days Zandvoort

Circuit Park Zandvoort

Porsche Carrera Cup France & Benelux - Race 1
Revision 1

25 - 26 June 2016
Zandvoort GP - 4307 mtr.

Pos	Nbr	Name	Cls	PIC	Gap	Total time	Fastest	In	Avg. Speed
1	48	Mathieu Jaminet (A)	PCCF	1	-- 13 laps --	29:25.412	1:42.381	4	79.04
2	7	Vincent Beltoise (A)	PCCF	2	7.894	29:33.306	1:43.707	2	78.69
3	9	Joffrey De Narda (A)	PCCF	3	8.566	29:33.978	1:43.683	4	78.66
4	555	Julien Andlauer (A)	PCCF	4	9.846	29:35.258	1:43.598	4	78.60
5	10	Florian Latorre (A)	PCCF	5	11.690	29:37.102	1:43.681	5	78.52
6	47	Alexandre Jouannem (A)	PCCF	6	16.087	29:41.499	1:43.689	7	78.33
7	911	Christophe Lapierre (B)	PCCF	7	21.300	29:46.712	1:44.497	4	78.10
8	55	Nicolas Mislin (B)	PCCF	8	28.574	29:53.986	1:44.807	4	77.78
9	11	Lindland Roar (B)	PCCF	9	31.875	29:57.287	1:45.201	3	77.64
10	98	Yannick Hoogaars (A)	PGT3CCB	1	33.734	29:59.146	1:44.675	7	77.56
11	14	Koen Wauters (B)	PGT3CCB	2	45.281	30:10.693	1:44.471	3	77.06
12	88	Degeer (B)-Meulders (B)	PGT3CCB	3	47.919	30:13.331	1:46.965	4	76.95
13	3	Roger Grouwels (B)	PGT3CCB	4	48.227	30:13.639	1:46.358	2	76.94
14	6	Yves Noel (B)	PGT3CCB	5	1:06.944	30:32.356	1:48.658	5	76.15
15	37	John De Wilde (B)	PGT3CCB	6	1:07.353	30:32.765	1:48.477	5	76.14
16	2	Hans Fabri (B)	PGT3CCB	7	1:24.712	30:50.124	1:48.493	5	75.42
17	13	Oleksandr Gaidai (B)	PCCF	10	-- 12 laps --	27:55.526	1:43.921	2	74.03
18	12	Jorn Schmidt-Staade (B)	PGT3CCB	8	-- 11 laps --	26:22.758	1:45.437	3	68.57
19	17	van Laere (B)-van Hover (B)	PGT3CCB	9	0.501	26:23.259	1:45.143	3	68.55
20	20	Pierre Piron (B)	PGT3CCB	10	4:15.743	30:38.501	1:45.606	5	59.03
21	85	Thomas Laurent (A)	PCCF	11	-- 10 laps --	25:52.169	1:47.472	5	49.94
Not Classified			Classification Limit (75% of 13 Laps) = 10 Laps						
DNC	99	Dylan Derdaele (A)	PGT3CCB		-- 6 laps --	15:41.427			16.46
DNC	4	Menno Van de Grijspaarde (B)	PGT3CCB						
DNC	8	Carlos Rivas (B)	PCCF						
DNC	5	Jesse Van Kuijk (B)	PGT3CCB						

Fastest time : 1:42.381 in lap 4 by nbr. 48: Martinet by Alm eras ()

Publication-time

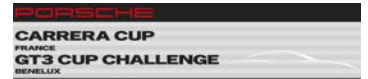
Results and Laptimes : www.raceresults.nu

Timekeeping by : Circuit Park Zandvoort

Time Printed 26-06-2016 - 12:26

Clerk of the Course	Secretary of the Event	Timekeeper
Jeroen Frieman	Ria Waterreus	Kevin Schepers
Page 1 of 1 Results remain provisional pending technical examination and decisions from the stewards of the meeting		





Porsche Racing Days Zandvoort
Circuit Park Zandvoort

Porsche Carrera Cup France & Benelux - Race 1
Revision 1

25 - 26 June 2016
Zandvoort GP - 4307 mtr.

Porsche Carrera Cup France

Pos	Nbr	Name	Gap	Diff	Total time	Fastest	In
1	48	Mathieu Jaminet (A)	-- 13 laps --		29:25.412	1:42.381	4
2	7	Vincent Beltoise (A)	7.894	7.894	29:33.306	1:43.707	2
3	9	Joffrey De Narda (A)	8.566	0.672	29:33.978	1:43.683	4
4	555	Julien Andlauer (A)	9.846	1.280	29:35.258	1:43.598	4
5	10	Florian Latorre (A)	11.690	1.844	29:37.102	1:43.681	5
6	47	Alexandre Jouannem (A)	16.087	4.397	29:41.499	1:43.689	7
7	911	Christophe Lapierre (B)	21.300	5.213	29:46.712	1:44.497	4
8	55	Nicolas Misslin (B)	28.574	7.274	29:53.986	1:44.807	4
9	11	Lindland Roar (B)	31.875	3.301	29:57.287	1:45.201	3
10	13	Oleksandr Gaidai (B)	-- 12 laps --		27:55.526	1:43.921	2
11	85	Thomas Laurent (A)	-- 10 laps --		25:52.169	1:47.472	5
Not Classified Classification Limit (75% of 13 Laps) = 10 Laps							
DNC	8	Carlos Rivas (B)					

Porsche GT3 Cup Challenge Benelux

Pos	Nbr	Name	Gap	Diff	Total time	Fastest	In
1	98	Yannick Hoogaars (A)	-- 13 laps --		29:59.146	1:44.675	7
2	14	Koen Wauters (B)	11.547	11.547	30:10.693	1:44.471	3
3	88	Degeer (B)-Meulders (B)	14.185	2.638	30:13.331	1:46.965	4
4	3	Roger Grouwels (B)	14.493	0.308	30:13.639	1:46.358	2
5	6	Yves Noel (B)	33.210	18.717	30:32.356	1:48.658	5
6	37	John De Wilde (B)	33.619	0.409	30:32.765	1:48.477	5
7	2	Hans Fabri (B)	50.978	17.359	30:50.124	1:48.493	5
8	12	Jorn Schmidt-Staade (B)	-- 11 laps --		26:22.758	1:45.437	3
9	17	van Laere (B)-van Hover (B)	0.501	0.501	26:23.259	1:45.143	3
10	20	Pierre Piron (B)	4:15.743	4:15.242	30:38.501	1:45.606	5
Not Classified Classification Limit (75% of 13 Laps) = 10 Laps							
DNC	99	Dylan Derdaele (A)	-- 6 laps --		15:41.427		
DNC	4	Menno Van de Grijsparde (B)					
DNC	5	Jesse Van Kuijk (B)					

Fastest time : 1:42.381 in lap 4 by nbr. 48 : Martinet by Alméras ()

Publication-time

Results and Laptimes : www.raceresults.nu

Timekeeping by : Circuit Park Zandvoort

Time Printed 26-06-2016 - 12:26

Clerk of the Course	Secretary of the Event	Timekeeper
Jeroen Frieman	Ria Waterreus	Kevin Schepers
Page 1 of 1 Results remain provisional pending technical examination and decisions from the stewards of the meeting		





Porsche Racing Days Zandvoort
Circuit Park Zandvoort

Porsche Carrera Cup France & Benelux - Race 1
Laptimes

25 - 26 June 2016
Zandvoort GP - 4307 mtr.

Nbr	Name / Team name	1	2	3	4	5	6	7	8	9	10	11	12	13	14	15
2	Hans Fabri (B)	15:49.232	1:50.944	1:49.191	1:48.721	1:48.493	1:49.013	1:49.837	1:50.477	2:07.970						
3	Roger Grouwels (B)	15:44.088	1:46.358	1:47.286	1:52.529	1:46.420	1:46.740	1:46.719	1:49.368	1:48.198						
4	Menno Van de Grijspaarde															
5	Jesse Van Kuijk (B)															
6	Yves Noel (B)	15:49.217	1:50.825	1:49.267	1:48.704	1:48.658	1:48.959	1:49.877	1:50.243	1:50.565						
7	Vincent Beltoise (A)	15:39.131	1:43.707	1:43.979	1:43.954	1:43.800	1:44.015	1:44.447	1:44.258	1:44.702						
8	Carlos Rivas (B)															
9	Joffrey De Narda (A)	15:39.318	1:43.925	1:43.887	1:43.683	1:44.038	1:43.746	1:44.429	1:44.262	1:45.106						
10	Florian Latorre (A)	15:41.029	1:44.423	1:44.470	1:43.748	1:43.681	1:43.893	1:44.417	1:44.154	1:45.000						
11	Lindland Roar (B)	15:43.366	1:45.509	1:45.201	1:45.600	1:46.525	1:45.584	1:47.137	1:47.671	1:46.708						
12	Jorn Schmidt-Staade (B)	15:43.482	1:45.539	1:45.437	1:45.523	1:46.333	1:45.584	1:47.368								
13	Oleksandr Gaidai (B)	15:41.695	1:43.921	1:44.454	1:44.163	1:44.541	1:44.460	1:45.100	1:44.533							
14	Koen Wauters (B)	15:49.237	1:50.652	1:44.471	1:45.678	1:45.950	1:45.950	1:46.441	1:48.834	1:46.988						
17	van Laere (B)-van Hover (B)	15:43.834	1:45.285	1:45.143	1:45.467	1:46.415	1:46.275	1:46.558								
20	Pierre Piron (B)	15:44.708	1:46.743	1:46.312	1:45.882	1:45.606	5:32.077	2:12.726								
37	John De Wilde (B)	15:50.962	1:51.318	1:48.611	1:48.659	1:48.477	1:48.899	1:49.954	1:49.843	1:50.847						
47	Alexandre Jouannem (A)	15:42.305	1:45.502	1:43.934	1:44.052	1:44.248	1:44.215	1:43.689	1:44.641	1:45.349						
48	Mathieu Jaminet (A)	15:39.049	1:42.655	1:43.003	1:42.381	1:42.888	1:42.481	1:45.012	1:43.584	1:43.429						
55	Nicolas Msslin (B)	15:42.475	1:46.029	1:44.989	1:44.807	1:45.037	1:45.444	1:46.795	1:47.299	1:47.914						
85	Thomas Laurent (A)	15:39.190	4:46.622	1:48.000	1:48.427	1:47.472										
88	Degeer (B)-Meulders (B)	15:46.398	1:47.055	1:47.061	1:46.965	1:47.105	1:47.294	1:48.584	1:49.487	1:48.073						
98	Yanrick Hoogaars (A)	15:44.120	1:46.340	1:45.990	1:45.654	1:45.483	1:45.346	1:44.675	1:48.481	1:46.766						
99	Dylan Derdaele (A)	15:39.655														
555	Julien Andlauer (A)	15:40.101	1:43.701	1:43.862	1:43.598	1:43.961	1:44.078	1:44.346	1:44.288	1:44.806						
911	Christophe Lapierre (B)	15:42.061	1:44.580	1:44.682	1:44.497	1:44.604	1:45.520	1:45.337	1:45.560	1:47.011						



Porsche Racing Days Zandvoort Circuit Park Zandvoort

Porsche Carrera Cup France & Benelux - Race 1

25 - 26 June 2016
Zandvoort GP - 4307 mtr.

Pos	Nbr	Name / Team name	Sector 1			Sector 2			Sector 3			Theoretical best	Actual best	In
			time	Lap	pos	time	Lap	pos	time	Lap	pos			
1	48	Mathieu Jaminet (A)	45.353	6	1	26.767	2	1	29.842	2	1	1:41.962	1:42.381	4
2	7	Vincent Beltoise (A)	45.915	6	7	27.118	2	2	30.522	5	5	1:43.555	1:43.707	2
3	9	Joffrey De Narda (A)	45.549	3	3	27.269	2	6	30.376	4	2	1:43.194	1:43.683	4
4	555	Julien Andlauer (A)	45.472	3	2	27.340	6	8	30.401	2	3	1:43.213	1:43.598	4
5	10	Florian Latorre (A)	45.659	3	5	27.126	4	3	30.577	4	6	1:43.362	1:43.681	5
6	47	Alexandre Jouannem (A)	45.557	7	4	27.242	3	5	30.480	6	4	1:43.279	1:43.689	7
7	911	Christophe Lapiere (B)	46.147	3	9	27.274	4	7	30.800	2	9	1:44.221	1:44.497	4
8	55	Nicolas Misslin (B)	46.237	3	13	27.585	5	14	30.860	4	10	1:44.682	1:44.807	4
9	11	Lindland Roar (B)	46.222	3	12	27.434	9	11	30.915	2	12	1:44.571	1:45.201	3
10	98	Yannick Hoogaars (A)	46.189	7	11	27.412	6	10	31.045	7	14	1:44.646	1:44.675	7
11	14	Koen Wauters (B)	46.300	5	14	27.406	3	9	30.612	3	7	1:44.318	1:44.471	3
12	88	Degeer (B)-Meulders (B)	47.059	4	19	27.938	4	17	31.386	3	17	1:46.383	1:46.965	4
13	3	Roger Grouwels (B)	46.452	5	16	27.547	6	12	30.912	6	11	1:44.911	1:46.358	2
14	6	Yves Noel (B)	48.249	4	21	28.074	6	21	32.053	5	21	1:48.376	1:48.658	5
15	37	John De Wilde (B)	48.144	3	20	28.067	6	20	31.679	5	18	1:47.890	1:48.477	5
16	2	Hans Fabri (B)	48.503	4	22	28.033	6	19	31.789	4	20	1:48.325	1:48.493	5
17	13	Oleksandr Gaidai (B)	45.905	4	6	27.153	2	4	30.623	2	8	1:43.681	1:43.921	2
18	12	Jorn Schmidt-Staade (B)	46.185	6	10	27.635	2	15	30.981	2	13	1:44.801	1:45.437	3
19	17	van Laere (B)-van Hover (B)	46.100	3	8	27.666	6	16	31.137	2	16	1:44.903	1:45.143	3
20	20	Pierre Piron (B)	46.689	5	18	27.573	5	13	31.106	2	15	1:45.368	1:45.606	5
21	85	Thomas Laurent (A)	46.585	2	17	28.002	5	18	31.718	5	19	1:46.305	1:47.472	5
22	99	Dylan Derdaele (A)	46.444	2	15	41.416	1	22	47.784	1	22	2:15.644		
23	4	Menno Van de Grijspaarde (B)												
24	8	Carlos Rivas (B)												
25	5	Jesse Van Kwijk (B)												



Porsche Racing Days Zandvoort Circuit Park Zandvoort

Porsche Carrera Cup France & Benelux - Race 1 Laps and Sector Times

25 - 26 June 2016
Zandvoort GP - 4307 mtr.

2 Hans Fabri (B)									Porsche GT3 Cup 991										
lap	Sect-1	Speed	Sect-2	Speed	Sect-3	Speed	TopSpeed	laptime	pit	lap	Sect-1	Speed	Sect-2	Speed	Sect-3	Speed	Topspeed	laptime	pit
1	14:22.680		39.327		47.225	223.4	82.3	15:49.232	P	6	48.982		<u>28.033</u>		31.998	<u>232.7</u>	211.8	1:49.013	
2	49.508		29.194		32.242	222.9	194.2	1:50.944		7	48.985		28.291		32.561	232.1	<u>222.2</u>	1:49.837	
3	48.772		28.397		32.022	231.0	214.3	1:49.191		8	49.507		28.659		32.311	229.9	217.3	1:50.477	
4	<u>48.503</u>		28.429		<u>31.789</u>	<u>232.7</u>	205.7	1:48.721		9	49.029		28.807		50.134	216.8	211.4	2:07.970	
5	48.577		28.071		31.845	231.6	<u>222.2</u>	<u>1:48.493</u>		10									

3 Roger Grouwels (B)									Porsche GT3 Cup 991										
lap	Sect-1	Speed	Sect-2	Speed	Sect-3	Speed	TopSpeed	laptime	pit	lap	Sect-1	Speed	Sect-2	Speed	Sect-3	Speed	Topspeed	laptime	pit
1	14:17.655		41.141		45.292	229.9	90.1	15:44.088	P	6	48.281		<u>27.547</u>		<u>30.912</u>	232.7	213.0	1:46.740	
2	47.245		28.072		31.041	<u>233.8</u>	204.2	<u>1:46.358</u>		7	47.360		27.687		31.672	226.6	202.6	1:46.719	
3	46.994		28.164		32.128	232.1	216.4	1:47.286		8	48.895		28.661		31.812	<u>233.8</u>	183.4	1:49.368	
4	53.931		27.619		30.979	232.7	<u>232.8</u>	1:52.529		9	48.003		27.917		32.278	<u>220.8</u>	198.5	1:48.198	
5	<u>46.452</u>		28.567		31.401	226.1	208.9	1:46.420		10									

4 Menno Van de Grijspaarde (B)									Porsche GT3 Cup 991										
lap	Sect-1	Speed	Sect-2	Speed	Sect-3	Speed	TopSpeed	laptime	pit	lap	Sect-1	Speed	Sect-2	Speed	Sect-3	Speed	Topspeed	laptime	pit
1	14:22.185		39.194		47.838	223.9	84.5	15:49.217	P	6	48.697		<u>28.074</u>		32.188	230.4	216.4	1:48.959	
2	49.397		29.322		32.106	229.9	197.8	1:50.825		7	48.774		28.499		32.604	229.9	220.9	1:49.877	
3	48.755		28.336		32.176	230.4	<u>222.2</u>	1:49.267		8	48.982		28.758		32.503	229.3	208.1	1:50.243	
4	<u>48.249</u>		28.365		32.090	230.4	219.5	1:48.704		9	48.721		28.892		32.952	227.1	210.9	1:50.565	
5	48.405		28.200		<u>32.053</u>	<u>231.6</u>	217.3	<u>1:48.658</u>		10									

5 Jesse Van Kuijk (B)									Porsche GT3 Cup 991										
lap	Sect-1	Speed	Sect-2	Speed	Sect-3	Speed	TopSpeed	laptime	pit	lap	Sect-1	Speed	Sect-2	Speed	Sect-3	Speed	Topspeed	laptime	pit
1	14:08.876		38.961		51.294	<u>236.7</u>	181.2	15:39.131	P	6	<u>45.915</u>		27.379		30.721	235.6	222.7	1:44.015	
2	46.061		<u>27.118</u>		30.528	236.1	202.6	<u>1:43.707</u>		7	46.221		27.530		30.696	236.1	225.9	1:44.447	
3	45.951		27.138		30.890	235.0	211.4	1:43.979		8	46.058		27.507		30.693	236.1	224.5	1:44.258	
4	46.022		27.342		30.590	235.6	216.0	1:43.954		9	46.390		27.603		30.709	235.6	<u>231.8</u>	1:44.702	
5	46.083		27.195		<u>30.522</u>	235.6	224.1	1:43.800		10									

6 Yves Noel (B)									Porsche GT3 Cup 991										
lap	Sect-1	Speed	Sect-2	Speed	Sect-3	Speed	TopSpeed	laptime	pit	lap	Sect-1	Speed	Sect-2	Speed	Sect-3	Speed	Topspeed	laptime	pit
1	14:09.185		39.251		50.882	236.7	179.1	15:39.318	P	6	45.701		27.496		30.549	236.7	222.2	1:43.746	
2	45.932		<u>27.269</u>		30.724	236.7	213.9	1:43.925		7	46.277		27.460		30.692	236.1	214.7	1:44.429	
3	<u>45.549</u>		27.405		30.933	233.8	222.7	1:43.887		8	46.216		27.465		30.581	<u>237.3</u>	214.3	1:44.262	
4	45.850		27.457		<u>30.376</u>	235.0	222.2	<u>1:43.683</u>		9	46.582		27.761		30.763	235.0	<u>227.8</u>	1:45.106	
5	46.203		27.433		30.402	236.7	216.4	1:44.038		10									

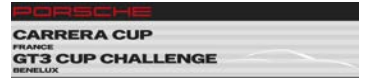
7 Vincent Beltoise (A)									Porsche GT3 Cup 991										
lap	Sect-1	Speed	Sect-2	Speed	Sect-3	Speed	TopSpeed	laptime	pit	lap	Sect-1	Speed	Sect-2	Speed	Sect-3	Speed	Topspeed	laptime	pit
1	14:12.370		42.391		46.268	235.0	183.7	15:41.029	P	6	45.889		27.336		30.668	234.4	225.9	1:43.893	
2	46.327		27.411		30.685	<u>236.1</u>	<u>227.8</u>	1:44.423		7	46.220		27.487		30.710	235.6	223.6	1:44.417	
3	<u>45.659</u>		27.286		31.525	227.1	222.2	1:44.470		8	45.994		27.399		30.761	235.6	226.4	1:44.154	
4	46.045		<u>27.126</u>		<u>30.577</u>	235.0	224.1	1:43.748		9	46.264		27.786		30.950	235.0	227.4	1:45.000	

8 Carlos Rivas (B)									Porsche GT3 Cup 991										
lap	Sect-1	Speed	Sect-2	Speed	Sect-3	Speed	TopSpeed	laptime	pit	lap	Sect-1	Speed	Sect-2	Speed	Sect-3	Speed	Topspeed	laptime	pit
1	14:12.370		42.391		46.268	235.0	183.7	15:41.029	P	6	45.889		27.336		30.668	234.4	225.9	1:43.893	
2	46.327		27.411		30.685	<u>236.1</u>	<u>227.8</u>	1:44.423		7	46.220		27.487		30.710	235.6	223.6	1:44.417	
3	<u>45.659</u>		27.286		31.525	227.1	222.2	1:44.470		8	45.994		27.399		30.761	235.6	226.4	1:44.154	
4	46.045		<u>27.126</u>		<u>30.577</u>	235.0	224.1	1:43.748		9	46.264		27.786		30.950	235.0	227.4	1:45.000	

9 Joffrey De Narda (A)									Porsche GT3 Cup 991										
lap	Sect-1	Speed	Sect-2	Speed	Sect-3	Speed	TopSpeed	laptime	pit	lap	Sect-1	Speed	Sect-2	Speed	Sect-3	Speed	Topspeed	laptime	pit
1	14:09.185		39.251		50.882	236.7	179.1	15:39.318	P	6	45.701		27.496		30.549	236.7	222.2	1:43.746	
2	45.932		<u>27.269</u>		30.724	236.7	213.9	1:43.925		7	46.277		27.460		30.692	236.1	214.7	1:44.429	
3	<u>45.549</u>		27.405		30.933	233.8	222.7	1:43.887		8	46.216		27.465		30.581	<u>237.3</u>	214.3	1:44.262	
4	45.850		27.457		<u>30.376</u>	235.0	222.2	<u>1:43.683</u>		9	46.582		27.761		30.763	235.0	<u>227.8</u>	1:45.106	
5	46.203		27.433		30.402	236.7	216.4	1:44.038		10									

10 Florian Latorre (A)									Porsche GT3 Cup 991										
lap	Sect-1	Speed	Sect-2	Speed	Sect-3	Speed	TopSpeed	laptime	pit	lap	Sect-1	Speed	Sect-2	Speed	Sect-3	Speed	Topspeed	laptime	pit
1	14:12.370		42.391		46.268	235.0	183.7	15:41.029	P	6	45.889		27.336		30.668	234.4	225.9	1:43.893	
2	46.327		27.411		30.685	<u>236.1</u>	<u>227.8</u>	1:44.423		7	46.220		27.487		30.710	235.6	223.6	1:44.417	
3	<u>45.659</u>		27.286		31.525	227.1	222.2	1:44.470		8	45.994		27.399		30.761	235.6	226.4	1:44.154	
4	46.045		<u>27.126</u>		<u>30.577</u>	235.0	224.1	1:43.748		9	46.264		27.786		30.950	235.0	227.4	1:45.000	





Porsche Racing Days Zandvoort Circuit Park Zandvoort

Porsche Carrera Cup France & Benelux - Race 1
Laps and Sector Times

25 - 26 June 2016
Zandvoort GP - 4307 mtr.

5	45.668	27.420	30.593	<u>236.1</u>	225.5	1:43.681	10												
---	--------	--------	--------	--------------	-------	----------	----	--	--	--	--	--	--	--	--	--	--	--	--

11 Lindland Roar (B)										Porsche GT3 Cup 991										
lap	Sect-1	Speed	Sect-2	Speed	Sect-3	Speed	TopSpeed	laptime	pit	lap	Sect-1	Speed	Sect-2	Speed	Sect-3	Speed	Topspeed	laptime	pit	
1	14:16.308		41.470		45.588	235.6	180.6	15:43.366	P	6	46.240		27.847		31.497	233.8	218.6	1:45.584		
2	46.931		27.663		<u>30.915</u>	236.7	211.4	1:45.509		7	47.063		27.701		32.373	235.0	210.9	1:47.137		
3	<u>46.222</u>		27.811		31.168	<u>237.9</u>	<u>231.3</u>	<u>1:45.201</u>		8	47.578		29.080		31.013	233.8	197.1	1:47.671		
4	46.618		27.780		31.202	237.3	211.8	1:45.600		9	46.666		<u>27.434</u>		32.608	225.5	225.5	1:46.708		
5	46.521		27.836		32.168	235.0	214.3	1:46.525		10										

12 Jorn Schmidt-Staade (B)										Porsche GT3 Cup 991										
lap	Sect-1	Speed	Sect-2	Speed	Sect-3	Speed	TopSpeed	laptime	pit	lap	Sect-1	Speed	Sect-2	Speed	Sect-3	Speed	Topspeed	laptime	pit	
1	14:15.785		41.540		46.157	235.0	183.7	15:43.482	P	5	46.492		27.919		31.922	232.7	227.4	1:46.333		
2	46.923		<u>27.635</u>		<u>30.981</u>	<u>236.1</u>	214.3	1:45.539		6	<u>46.185</u>		27.851		31.548	232.7	<u>231.3</u>	1:45.584		
3	46.286		27.649		31.502	235.6	220.4	<u>1:45.437</u>		7	47.053		27.860		32.455	233.3	213.0	1:47.368		
4	46.349		27.733		31.441	233.8	218.2	1:45.523		8										

13 Oleksandr Gaidai (B)										Porsche GT3 Cup 991									
lap	Sect-1	Speed	Sect-2	Speed	Sect-3	Speed	TopSpeed	laptime	pit	lap	Sect-1	Speed	Sect-2	Speed	Sect-3	Speed	Topspeed	laptime	pit
1	14:12.737		42.401		46.557	232.7	176.8	15:41.695	P	5	46.205		27.481		30.855	<u>234.4</u>	219.1	1:44.541	
2	46.145		<u>27.153</u>		<u>30.623</u>	232.1	218.2	<u>1:43.921</u>		6	46.113		27.466		30.881	232.7	223.6	1:44.460	
3	45.968		27.457		31.029	233.8	210.5	1:44.454		7	46.388		27.904		30.808	233.8	219.1	1:45.100	
4	<u>45.905</u>		27.617		30.641	<u>234.4</u>	216.9	1:44.163		8	46.092		27.628		30.813	233.8	226.4	1:44.533	

14 Koen Wauters (B)										Porsche GT3 Cup 991										
lap	Sect-1	Speed	Sect-2	Speed	Sect-3	Speed	TopSpeed	laptime	pit	lap	Sect-1	Speed	Sect-2	Speed	Sect-3	Speed	Topspeed	laptime	pit	
1	14:23.189		39.440		46.608	223.9	89.1	15:49.237	P	6	47.412		27.789		30.749	232.7	208.1	1:45.950		
2	49.538		29.467		31.647	231.6	192.9	1:50.652		7	46.854		28.146		31.441	233.3	213.0	1:46.441		
3	46.453		<u>27.406</u>		<u>30.612</u>	<u>235.6</u>	<u>223.6</u>	<u>1:44.471</u>		8	48.398		28.774		31.662	233.3	190.1	1:48.834		
4	46.991		27.662		31.025	233.3	<u>223.6</u>	1:45.678		9	46.866		28.084		32.038	220.8	205.7	1:46.988		
5	<u>46.300</u>		27.889		31.761	205.2	211.4	1:45.950		10										

17 van Laere (B)-van Hover (B)										Porsche GT3 Cup 991										
lap	Sect-1	Speed	Sect-2	Speed	Sect-3	Speed	TopSpeed	laptime	pit	lap	Sect-1	Speed	Sect-2	Speed	Sect-3	Speed	Topspeed	laptime	pit	
1	14:16.632		41.612		45.590	235.0	195.3	15:43.834	P	5	46.583		27.855		31.977	234.4	221.8	1:46.415		
2	46.466		27.682		<u>31.137</u>	235.6	217.7	1:45.285		6	46.786		<u>27.666</u>		31.823	229.9	216.9	1:46.275		
3	<u>46.100</u>		27.747		31.296	<u>236.1</u>	<u>227.4</u>	<u>1:45.143</u>		7	47.078		27.779		31.701	233.8	212.6	1:46.558		
4	46.460		27.798		31.209	235.6	225.5	1:45.467		8										

20 Pierre Piron (B)										Porsche GT3 Cup 991										
lap	Sect-1	Speed	Sect-2	Speed	Sect-3	Speed	TopSpeed	laptime	pit	lap	Sect-1	Speed	Sect-2	Speed	Sect-3	Speed	Topspeed	laptime	pit	
1	14:17.809		41.255		45.644	232.7	91.2	15:44.708	P	5	<u>46.689</u>		<u>27.573</u>		31.344	235.0	220.4	<u>1:45.606</u>		
2	47.722		27.915		<u>31.106</u>	<u>236.7</u>	194.9	1:46.743		6	4:32.246		28.283		31.548	235.0	<u>228.3</u>	5:32.077		
3	47.173		27.881		31.258	235.6	204.5	1:46.312		7	53.494		36.013		43.219	104.3	202.6	2:12.726		
4	46.734		27.931		31.217	235.0	215.6	1:45.882		8										

37 John De Wilde (B)										Porsche GT3 Cup 991										
lap	Sect-1	Speed	Sect-2	Speed	Sect-3	Speed	TopSpeed	laptime	pit	lap	Sect-1	Speed	Sect-2	Speed	Sect-3	Speed	Topspeed	laptime	pit	
1	14:26.439		39.206		45.317	221.9	61.7	15:50.962	P	6	48.863		<u>28.067</u>		31.969	232.1	192.9	1:48.899		
2	49.520		29.956		31.842	231.6	180.6	1:51.318		7	48.969		28.327		32.658	231.0	<u>208.5</u>	1:49.954		
3	<u>48.144</u>		28.300		32.167	231.0	185.6	1:48.611		8	48.761		28.690		32.392	233.3	203.0	1:49.843		
4	48.391		28.534		31.734	<u>233.8</u>	196.4	1:48.659		9	48.933		28.827		33.087	227.1	202.6	1:50.847		
5	48.478		28.320		<u>31.679</u>	231.0	201.1	<u>1:48.477</u>		10										

47 Alexandre Jouannem (A)										Porsche GT3 Cup 991									
lap	Sect-1	Speed	Sect-2	Speed	Sect-3	Speed	TopSpeed	laptime	pit	lap	Sect-1	Speed	Sect-2	Speed	Sect-3	Speed	Topspeed	laptime	pit
1	14:14.313		42.108		45.884	<u>239.1</u>	174.5	15:42.305	P	6	46.195		27.540		<u>30.480</u>	236.1	225.9	1:44.215	
2	47.275		27.579		30.648	235.6	199.3	1:45.502		7	<u>45.557</u>		27.370		30.762	236.7	<u>233.8</u>	<u>1:43.689</u>	





Porsche Racing Days Zandvoort Circuit Park Zandvoort

Porsche Carrera Cup France & Benelux - Race 1

25 - 26 June 2016

Laps and Sector Times

Zandvoort GP - 4307 mtr.

3	45.742	<u>27.242</u>	30.950	231.6	222.2	1:43.934	8	45.941	27.729	30.971	237.3	217.3	1:44.641
4	45.971	27.408	30.673	236.7	213.4	1:44.052	9	45.971	27.863	31.515	216.3	229.3	1:45.349
5	45.977	27.553	30.718	237.3	224.5	1:44.248	10						

48 Mathieu Jaminet (A)								Porsche GT3 Cup 991											
lap	Sect-1	Speed	Sect-2	Speed	Sect-3	Speed	TopSpeed	laptime	pit	lap	Sect-1	Speed	Sect-2	Speed	Sect-3	Speed	Topspeed	laptime	pit
1	14:07.608		39.019		52.422	<u>236.7</u>	177.6	15:39.049	P	6	<u>45.353</u>		26.959		30.169	222.4	216.0	1:42.481	
2	46.046		<u>26.767</u>		<u>29.842</u>	236.1	201.1	1:42.655		7	47.627		27.126		30.259	236.1	176.5	1:45.012	
3	45.403		27.111		30.489	235.6	204.9	1:43.003		8	46.073		27.224		30.287	<u>236.7</u>	208.5	1:43.584	
4	45.413		26.867		30.101	236.1	208.1	<u>1:42.381</u>		9	45.873		27.350		30.206	235.0	213.0	1:43.429	
5	45.579		27.038		30.271	236.1	<u>216.9</u>	1:42.888		10									

55 Nicolas Misslin (B)								Porsche GT3 Cup 991											
lap	Sect-1	Speed	Sect-2	Speed	Sect-3	Speed	TopSpeed	laptime	pit	lap	Sect-1	Speed	Sect-2	Speed	Sect-3	Speed	Topspeed	laptime	pit
1	14:13.813		42.361		46.301	232.7	166.9	15:42.475	P	6	46.598		27.635		31.211	233.3	216.9	1:45.444	
2	47.055		27.656		31.318	232.7	209.7	1:46.029		7	47.504		28.007		31.284	232.1	210.9	1:46.795	
3	<u>46.237</u>		27.792		30.960	<u>235.0</u>	210.5	1:44.989		8	47.582		28.128		31.589	231.0	206.5	1:47.299	
4	46.263		27.684		<u>30.860</u>	232.7	<u>222.2</u>	<u>1:44.807</u>		9	47.460		28.514		31.940	231.0	206.5	1:47.914	
5	46.430		<u>27.585</u>		31.022	232.1	213.9	1:45.037		10									

85 Thomas Laurent (A)								Porsche GT3 Cup 991											
lap	Sect-1	Speed	Sect-2	Speed	Sect-3	Speed	TopSpeed	laptime	pit	lap	Sect-1	Speed	Sect-2	Speed	Sect-3	Speed	Topspeed	laptime	pit
1	14:10.390		41.801		46.999	<u>236.7</u>	184.3	15:39.190	P	4	48.354		28.299		31.774	229.9	209.7	1:48.427	
2	<u>46.585</u>		3:27.779		32.258	228.8	197.4	4:46.622		5	47.752		<u>28.002</u>		<u>31.718</u>	229.9	<u>213.0</u>	<u>1:47.472</u>	
3	47.959		28.266		31.775	230.4	204.5	1:48.000		6									

88 Degeer (B)-Meulders (B)								Porsche GT3 Cup 991											
lap	Sect-1	Speed	Sect-2	Speed	Sect-3	Speed	TopSpeed	laptime	pit	lap	Sect-1	Speed	Sect-2	Speed	Sect-3	Speed	Topspeed	laptime	pit
1	14:20.359		40.748		45.291	229.3	42.4	15:46.398	P	6	47.401		27.981		31.912	227.7	<u>225.0</u>	1:47.294	
2	47.193		28.004		31.858	<u>231.0</u>	224.5	1:47.055		7	47.907		28.662		32.015	230.4	210.5	1:48.584	
3	47.706		27.969		<u>31.386</u>	<u>231.0</u>	221.8	1:47.061		8	48.919		28.524		32.044	<u>231.0</u>	191.8	1:49.487	
4	<u>47.059</u>		<u>27.938</u>		31.968	226.1	221.8	<u>1:46.965</u>		9	47.797		28.124		32.152	228.8	199.6	1:48.073	
5	47.390		28.076		31.639	230.4	211.4	1:47.105		10									

98 Yannick Hoogaars (A)								Porsche GT3 Cup 991											
lap	Sect-1	Speed	Sect-2	Speed	Sect-3	Speed	TopSpeed	laptime	pit	lap	Sect-1	Speed	Sect-2	Speed	Sect-3	Speed	Topspeed	laptime	pit
1	14:18.411		41.040		44.669	234.4	90.5	15:44.120	P	6	46.773		<u>27.412</u>		31.161	234.4	<u>231.3</u>	1:45.346	
2	47.246		27.972		31.122	<u>237.3</u>	199.3	1:46.340		7	<u>46.189</u>		27.441		<u>31.045</u>	236.7	222.2	<u>1:44.675</u>	
3	46.933		27.986		31.071	236.1	222.2	1:45.990		8	47.581		29.676		31.224	232.1	197.8	1:48.481	
4	46.533		27.827		31.294	236.7	223.1	1:45.654		9	46.574		27.988		32.204	232.1	221.8	1:46.766	
5	46.693		27.659		31.131	236.1	221.3	1:45.483		10									

99 Dylan Derdaele (A)								Porsche GT3 Cup 991											
lap	Sect-1	Speed	Sect-2	Speed	Sect-3	Speed	TopSpeed	laptime	pit	lap	Sect-1	Speed	Sect-2	Speed	Sect-3	Speed	Topspeed	laptime	pit
1	14:10.123		<u>41.748</u>		<u>47.784</u>	<u>237.3</u>	183.1	15:39.655	P	2									

555 Julien Andlauer (A)								Porsche GT3 Cup 991											
lap	Sect-1	Speed	Sect-2	Speed	Sect-3	Speed	TopSpeed	laptime	pit	lap	Sect-1	Speed	Sect-2	Speed	Sect-3	Speed	Topspeed	laptime	pit
1	14:11.301		42.062		46.738	236.7	188.2	15:40.101	P	6	45.831		<u>27.340</u>		30.907	231.0	225.0	1:44.078	
2	45.881		27.419		<u>30.401</u>	235.6	212.2	1:43.701		7	46.223		27.443		30.680	236.7	214.7	1:44.346	
3	<u>45.472</u>		27.367		31.023	235.0	<u>230.3</u>	1:43.862		8	46.086		27.514		30.688	236.1	224.1	1:44.288	
4	45.624		27.382		30.592	<u>237.3</u>	228.3	<u>1:43.598</u>		9	46.362		27.600		30.844	236.7	215.1	1:44.806	
5	45.902		27.448		30.611	236.7	226.9	1:43.961		10									

911 Christophe Lapierre (B)								Porsche GT3 Cup 991											
lap	Sect-1	Speed	Sect-2	Speed	Sect-3	Speed	TopSpeed	laptime	pit	lap	Sect-1	Speed	Sect-2	Speed	Sect-3	Speed	Topspeed	laptime	pit
1	14:13.424		42.618		46.019	232.7	185.6	15:42.061	P	6	46.272		27.823		31.425	234.4	<u>227.8</u>	1:45.520	
2	46.489		27.291		<u>30.800</u>	<u>235.6</u>	205.7	1:44.580		7	46.650		27.660		31.027	234.4	219.1	1:45.337	





Porsche Racing Days Zandvoort
Circuit Park Zandvoort

Porsche Carrera Cup France & Benelux - Race 1

25 - 26 June 2016

Laps and Sector Times

Zandvoort GP - 4307 mtr.

3	<u>46.147</u>	27.426	31.109	233.3	206.5	1:44.682	8	46.924	27.381	31.255	232.7	210.9	1:45.560
4	46.366	<u>27.274</u>	30.857	233.8	214.7	<u>1:44.497</u>	9	46.917	28.061	32.033	231.0	213.9	1:47.011
5	46.298	27.293	31.013	234.4	218.6	1:44.604	10						





Porsche Racing Days Zandvoort Circuit Park Zandvoort

Porsche Carrera Cup France & Benelux - Race 1 Positions for each lap

25 - 26 June 2016
Zandvoort GP - 4307 mtr.

Pos	Nr.	Name	1	2	3	4	5	6	7	8	9
1	48	Mathieu Jaminet (A)	48	48	48	48	48	48	48	48	48
2	7	Vincent Beltoise (A)	7	7	7	7	7	7	7	7	7
3	9	Joffrey De Narda (A)	9	9	9	9	9	9	9	9	9
4	555	Julien Andlauer (A)	99	555	555	555	555	555	555	555	555
5	10	Florian Latorre (A)	85	10	10	10	10	10	10	10	10
6	47	Alexandre Jouannem (A)	555	13	13	13	13	13	13	13	47
7	911	Christophe Lapiere (B)	10	911	911	911	911	47	47	47	911
8	55	Nicolas Misslin (B)	13	47	47	47	47	911	911	911	55
9	11	Lindland Roar (B)	911	55	55	55	55	55	55	55	11
10	98	Yannick Hoogaars (A)	55	12	12	12	12	12	12	11	98
11	14	Koen Wauters (B)	47	11	11	11	11	11	11	98	14
12	88	Degeer (B)-Meulders (B)	12	17	17	17	17	17	17	14	88
13	3	Roger Grouwels (B)	11	20	20	20	20	98	98	88	3
14	6	Yves Noel (B)	17	3	98	98	98	88	14	3	6
15	37	John De Wilde (B)	20	98	3	88	88	14	88	6	37
16	2	Hans Fabri (B)	3	88	88	3	14	3	3	37	2
17	13	Oleksandr Gaidai (B)	98	6	14	14	3	6	6	2	
18	12	Jorn Schmidt-Staade (B)	88	14	6	6	6	2	2		
19	17	van Laere (B)-van Hover (B)	6	2	2	2	2	37	37		
20	20	Pierre Piron (B)	2	37	37	37	37	20	20		
21	85	Thomas Laurent (A)	14	85	85	85	85				
22	99	Dylan Derdaele (A)	37								





Porsche Racing Days Zandvoort

Circuit Park Zandvoort

25 - 26 June 2016

Zandvoort GP - 4307 mtr.

Startgrid - Porsche Carrera Cup France & Benelux - Race 1

Start Time : 11:15 - Heat Duration : 30 Minutes

Pos	Nbr	Name	time	Pos	Nbr	Name	time
-----	-----	------	------	-----	-----	------	------

----- STARTLINE -----
Pole Left

1	48	Mathieu Jaminet (A)	1: 41.113	Row 1	2	9	Joffrey De Narda (A)	1: 42.570
3	7	Vincent Beltoise (A)	1: 42.814	Row 2	4	99	Dylan Derdaele (A)	1: 42.817
5	10	Florian Latorre (A)	1: 42.869	Row 3	6	85	Thomas Laurent (A)	1: 42.911
7	555	Julien Andlauer (A)	1: 43.024	Row 4	8	13	Oleksandr Gaidai (B)	1: 43.164
9	911	Christophe Lapierre (B)	1: 43.383	Row 5	10	55	Nicolas Misslin (B)	1: 43.862
11	4	Menno Van de Grijspaarde (B)	1: 44.088	Row 6	12	12	Jorn Schmidt-Staade (B)	1: 44.131
13	8	Carlos Rivas (B)	1: 44.341	Row 7	14	47	Alexandre Jouannem (A)	1: 44.364
15	11	Lindland Roar (B)	1: 44.609	Row 8	16	5	Jesse Van Kuijk (B)	1: 44.632
17	17	van Laere (B)-van Hover (B)	1: 44.848	Row 9	18	20	Pierre Piron (B)	1: 46.032
19	37	John De Wilde (B)	1: 46.764	Row 10	20	88	Degeer (B)-Meulders (B)	1: 46.807
21	2	Hans Fabri (B)	1: 49.255	Row 11	22	6	Yves Noel (B)	1: 49.451
23	98	Yannick Hoogaars (A)		Row 12	24	3	Roger Grouwels (B)	
25	14	Koen Wauters (B)		Row 13				

Car #14, 3, 98 docked to the end of the starting grid

Results and Laptimes : www.raceresults.nu			Timekeeping by : Circuit Park Zandvoort		Publication-time
Clerk of the Course	Secretary of the Event	Timekeeper	Time Printed 26-06-2016 - 10:11		
Jeroen Frieman	Ria Waterreus	Kevin Schepers			
Page 1 of 1	Results remain provisional pending technical examination and decisions from the stewards of the meeting				





Porsche Racing Days Zandvoort

Circuit Park Zandvoort

Heat name : Porsche Carrera Cup France & Benelux - Race 1
 Heat Date : 26 June 2016
 Weather :
 Circuit name : Zandvoort GP - 4307 mtr.

Participants Started	: 25	Participants Classified	: 21
Participants Finished	: 17	Participants Not Classified	: 4
Participants Not Finished	: 8		

Green flag at	: 11:19:20	Heat recording start time	: 10:56:29
Finish flag waved at	: 11:48:46	Heat recording end time	: 11:50:45
Total time under Green	: 29:26	Total of All Laps in Heat	: 179
Number of cautions	: 1	Total time under Yellow	: 00:14:57
Number of code-60's	: 0	Total time under Code-60	: 00:00:00

Cautions/Code-60 history during the heat

#	Start time	End time	Duration	Comment
1	11:19:53	11:19:56	02	
2	11:19:57	11:34:55	14:57	

Summary of winners per class

Nbr	Name / Team name	Cls	Fastest Laptime	In	Avg. Speed	Laps	Race Time
48	Mathieu Jaminet (A)	PCCF	1:42.381	4	79.04	13	29:25.412
98	Yannick Hoogaars (A)	PGT3CCB	1:44.675	7	77.56	13	29:59.146

Leader history during the Heat

#	Nbr	Lap	to Lap	Name
1	48	4	13	Mathieu Jaminet (A)

Best Lap time history during the Heat

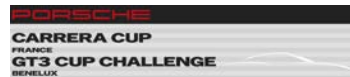
#	Nbr	lap time	in lap	Name	time of day
1	48	1:42.655	6	Mathieu Jaminet (A)	11:36:45
2	48	1:42.381	8	Mathieu Jaminet (A)	11:40:11

Summary of best lap times per class

Nbr	Name / Team name	Cls	Fastest Laptime	In	Speed
48	Mathieu Jaminet (A)	PCCF	1:42.381	4	151.45
14	Koen Wauters (B)	PGT3CCB	1:44.471	3	148.42

Summary of number of laps in the lead

#	Nbr	Name	# Laps in the lead
1	48	Mathieu Jaminet (A)	10



Porsche Racing Days Zandvoort

Circuit Park Zandvoort

Porsche Carrera Cup France & Benelux - Race 2

25 - 26 June 2016
Zandvoort GP - 4307 mtr.

Pos	Nbr	Name	Cls	PIC	Gap	Total time	Fastest	In	Avg. Speed
1	48	Mathieu Jaminet (A)	PCCF	1	-- 17 laps --	30:44.327	1:42.386	4	142.91
2	555	Julien Andlauer (A)	PCCF	2	7.252	30:51.579	1:42.857	4	142.35
3	47	Alexandre Jouannem (A)	PCCF	3	8.132	30:52.459	1:43.197	4	142.29
4	10	Florian Latorre (A)	PCCF	4	8.758	30:53.085	1:43.436	3	142.24
5	7	Vincent Beltoise (A)	PCCF	5	13.236	30:57.563	1:43.842	4	141.90
6	9	Joffrey De Narda (A)	PCCF	6	14.002	30:58.329	1:42.911	2	141.84
7	911	Christophe Lapierre (B)	PCCF	7	17.191	31:01.518	1:44.174	3	141.59
8	85	Thomas Laurent (A)	PCCF	8	17.964	31:02.291	1:43.935	5	141.53
9	8	Carlos Rivas (B)	PCCF	9	19.230	31:03.557	1:44.443	4	141.44
10	11	Lindland Roar (B)	PCCF	10	26.305	31:10.632	1:45.344	7	140.90
11	55	Nicolas Misslin (B)	PCCF	11	26.837	31:11.164	1:44.695	4	140.86
12	14	Koen Wauters (B)	PGT3CCB	1	28.112	31:12.439	1:44.362	4	140.77
13	88	Degeer (B)-Meulders (B)	PGT3CCB	2	28.255	31:12.582	1:45.434	4	140.76
14	3	Roger Grouwels (B)	PGT3CCB	3	29.368	31:13.695	1:44.706	3	140.67
15	5	Jesse Van Kuijk (B)	PGT3CCB	4	30.294	31:14.621	1:45.008	3	140.60
16	20	Pierre Piron (B)	PGT3CCB	5	31.513	31:15.840	1:45.485	4	140.51
17	13	Oleksandr Gaidai (B)	PCCF	12	32.197	31:16.524	1:44.727	5	140.46
18	99	Dylan Derdaele (A)	PGT3CCB	6	32.628	31:16.955	1:44.777	2	140.43
19	2	Hans Fabri (B)	PGT3CCB	7	46.598	31:30.925	1:47.993	6	139.39
20	6	Yves Noel (B)	PGT3CCB	8	47.575	31:31.902	1:48.717	4	139.32
21	37	John De Wilde (B)	PGT3CCB	9	-- 16 laps --	31:30.636	1:46.435	5	131.21
22	98	Yannick Hoogaars (A)	PGT3CCB	10	10.501	31:41.137	1:44.490	4	130.49

Fastest time : 1:42.386 in lap 4 by nbr. 48 : Martinet by Alm ras(Mathieu Jaminet (A)) ()

Publication-time

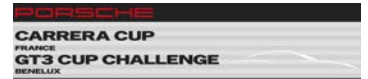
Results and Laptimes : www.raceresults.nu

Timekeeping by : Circuit Park Zandvoort

Time Printed 26-06-2016 - 16:56

Clerk of the Course	Secretary of the Event	Timekeeper
Jeroen Frieman	Ria Waterreus	Kevin Schepers
Page 1 of 1 Results remain provisional pending technical examination and decisions from the stewards of the meeting		





Porsche Racing Days Zandvoort
Circuit Park Zandvoort

Porsche Carrera Cup France & Benelux - Race 2

25 - 26 June 2016
Zandvoort GP - 4307 mtr.

Porsche Carrera Cup France

Pos	Nbr	Name	Gap	Diff	Total time	Fastest	In
1	48	Mathieu Jaminet (A)	-- 17 laps --		30:44.327	1:42.386	4
2	555	Julien Andlauer (A)	7.252	7.252	30:51.579	1:42.857	4
3	47	Alexandre Jouannem (A)	8.132	0.880	30:52.459	1:43.197	4
4	10	Florian Latorre (A)	8.758	0.626	30:53.085	1:43.436	3
5	7	Vincent Beltoise (A)	13.236	4.478	30:57.563	1:43.842	4
6	9	Joffrey De Narda (A)	14.002	0.766	30:58.329	1:42.911	2
7	911	Christophe Lapierre (B)	17.191	3.189	31:01.518	1:44.174	3
8	85	Thomas Laurent (A)	17.964	0.773	31:02.291	1:43.935	5
9	8	Carlos Rivas (B)	19.230	1.266	31:03.557	1:44.443	4
10	11	Lindland Roar (B)	26.305	7.075	31:10.632	1:45.344	7
11	55	Nicolas Misslin (B)	26.837	0.532	31:11.164	1:44.695	4
12	13	Oleksandr Gaidai (B)	32.197	5.360	31:16.524	1:44.727	5

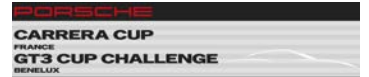
Porsche GT3 Cup Challenge Benelux

Pos	Nbr	Name	Gap	Diff	Total time	Fastest	In
1	14	Koen Wauters (B)	-- 17 laps --		31:12.439	1:44.362	4
2	88	Degeer (B)-Meulders (B)	0.143	0.143	31:12.582	1:45.434	4
3	3	Roger Grouwels (B)	1.256	1.113	31:13.695	1:44.706	3
4	5	Jesse Van Kuijk (B)	2.182	0.926	31:14.621	1:45.008	3
5	20	Pierre Piron (B)	3.401	1.219	31:15.840	1:45.485	4
6	99	Dylan Derdaele (A)	4.516	1.115	31:16.955	1:44.777	2
7	2	Hans Fabri (B)	18.486	13.970	31:30.925	1:47.993	6
8	6	Yves Noel (B)	19.463	0.977	31:31.902	1:48.717	4
9	37	John De Wilde (B)	-- 16 laps --		31:30.636	1:46.435	5
10	98	Yannick Hoogaars (A)	10.501	10.501	31:41.137	1:44.490	4

All participants are classified. The classification distance (75% of 17 laps = 13 laps) was achieved

Fastest time : 1:42.386 in lap 4 by nbr. 48 : Martinet by Alm�ras(Mathieu Jaminet (A)) ()			Publication-time
Results and Laptimes : www.raceresults.nu		Timekeeping by : Circuit Park Zandvoort	Time Printed 26-06-2016 - 16:56
Clerk of the Course	Secretary of the Event	Timekeeper	
Jeroen Frieman	Ria Waterreus	Kevin Schepers	
Page 1 of 1	Results remain provisional pending technical examination and decisions from the stewards of the meeting		





Porsche Racing Days Zandvoort Circuit Park Zandvoort

Porsche Carrera Cup France & Benelux - Race 2
Laptimes

25 - 26 June 2016
Zandvoort GP - 4307 mtr.

Nbr	Name / Team name	1	2	3	4	5	6	7	8	9	10	11	12	13	14	15
2	Hans Fabri (B)	1:54.653	1:49.665	1:49.352	1:48.280	1:48.333	1:47.993	1:48.422	1:48.300	1:50.325	1:52.526	2:07.179	1:51.017	1:48.808	1:49.419	1:49.258
3	Roger Grouwels (B)	1:51.173	1:45.099	1:44.706	1:45.043	1:45.111	1:45.721	1:46.820	1:45.761	1:46.161	1:50.986	2:35.288	1:48.149	1:46.584	1:48.595	1:47.339
5	Jesse Van Kuijk (B)	1:51.431	1:46.515	1:45.008	1:45.215	1:45.182	1:45.272	1:45.987	1:45.543	1:48.674	1:52.171	2:31.529	1:49.093	1:47.709	1:47.741	1:47.115
6	Yves Noel (B)	1:55.092	1:50.755	1:49.386	1:48.717	1:48.893	1:49.076	1:48.719	1:49.475	1:50.762	1:52.553	2:03.285	1:50.940	1:49.346	1:49.357	1:48.783
7	Vincent Beltoise (A)	1:49.141	1:44.670	1:45.101	1:43.842	1:43.882	1:44.184	1:44.139	1:44.028	1:44.643	1:49.300	2:46.191	1:45.998	1:44.882	1:44.963	1:45.383
8	Carlos Rivas (B)	1:49.884	1:44.987	1:45.209	1:44.443	1:44.869	1:46.345	1:45.316	1:45.184	1:45.424	1:51.078	2:37.204	1:46.468	1:47.136	1:46.201	1:45.863
9	Joffrey De Narda (A)	1:46.175	1:42.911	1:43.088	1:43.081	1:43.122	1:50.498	1:56.486	1:44.038	1:45.228	1:50.129	2:37.398	1:45.777	1:44.709	1:44.909	1:44.458
10	Florian Latorre (A)	1:47.760	1:44.001	1:43.436	1:43.572	1:43.722	1:44.476	1:44.087	1:44.411	1:44.036	1:49.597	2:50.221	1:45.463	1:44.835	1:44.586	1:44.806
11	Lindland Roar (B)	1:51.697	1:46.516	1:45.742	1:45.360	1:46.164	1:47.102	1:45.344	1:45.413	1:45.935	1:51.659	2:30.435	1:48.066	1:46.468	1:46.398	1:46.727
13	Oleksandr Gaidai (B)	1:49.137	1:44.802	1:44.997	1:44.880	1:44.727	1:46.464	1:44.990	1:45.379	1:45.681	2:10.568	2:24.781	1:48.436	1:46.479	1:47.933	1:47.021
14	Koen Wauters (B)	1:49.643	1:45.116	1:45.006	1:44.362	1:45.260	1:46.200	1:45.164	1:45.865	1:45.793	1:56.445	2:34.024	1:47.164	1:46.578	1:47.108	1:48.205
20	Pierre Piron (B)	1:51.519	1:46.491	1:45.795	1:45.485	1:46.264	1:47.053	1:47.715	1:46.759	1:46.700	1:52.846	2:27.240	1:47.642	1:47.554	1:47.755	1:46.959
37	John De Wilde (B)	1:53.124	1:47.443	1:46.823	1:47.685	1:46.435	1:47.387	1:47.601	1:48.382	1:48.594	1:50.340	2:22.034	2:04.033	3:22.916	1:50.663	1:49.723
47	Alexandre Jouannem (A)	1:47.119	1:43.792	1:43.477	1:43.197	1:43.823	1:44.101	1:43.775	1:43.925	1:43.961	1:50.026	2:51.618	1:45.447	1:45.023	1:44.696	1:44.682
48	Mathieu Jaminet (A)	1:45.377	1:43.064	1:42.933	1:42.386	1:42.488	1:43.007	1:43.100	1:42.849	1:42.861	1:51.634	2:58.258	1:44.619	1:43.582	1:43.478	1:43.592
55	Nicolas Msslin (B)	1:50.571	1:45.104	1:44.811	1:44.695	1:45.040	1:46.297	1:45.802	1:46.492	1:46.654	1:50.837	2:33.694	1:47.584	1:47.669	1:46.920	1:46.921
85	Thomas Laurent (A)	1:46.876	1:50.157	1:54.743	1:44.331	1:43.935	1:46.890	1:47.624	1:45.290	1:44.097	1:51.619	2:30.204	1:46.654	1:44.687	1:44.698	1:45.583
88	Degeer (B)-Meulders (B)	1:52.178	1:45.932	1:45.531	1:45.434	1:45.855	1:47.416	1:47.809	1:46.108	1:46.699	1:55.520	2:24.672	1:47.542	1:46.738	1:46.241	1:46.287
98	Yanrick Hoogaars (A)	1:49.661	1:45.278	1:44.758	1:44.490	1:44.952	1:45.990	1:45.135	1:45.912	5:00.096	1:49.856	1:47.022	1:46.344	1:46.544	1:46.094	1:46.189
99	Dylan Derdaele (A)	1:49.032	1:44.777	1:51.827	1:56.050	1:45.286	1:46.115	1:46.432	1:47.672	1:47.283	1:50.901	2:22.070	1:48.730	1:46.716	1:47.778	1:46.701
555	Julien Andlauer (A)	1:47.245	1:43.614	1:42.859	1:42.857	1:43.219	1:43.909	1:44.090	1:44.468	1:44.174	1:47.386	2:54.602	1:45.373	1:44.308	1:44.470	1:44.526
911	Christophe Lapierre (B)	1:48.371	1:44.859	1:44.174	1:44.375	1:44.457	1:45.945	1:45.176	1:45.268	1:45.423	1:54.328	2:37.131	1:46.168	1:45.470	1:46.530	1:45.749





Porsche Racing Days Zandvoort Circuit Park Zandvoort

Porsche Carrera Cup France & Benelux - Race 2

25 - 26 June 2016
Zandvoort GP - 4307 mtr.

Pos	Nbr	Name / Team name	Sector 1			Sector 2			Sector 3			Theoretical best	Actual best	In
			time	Lap	pos	time	Lap	pos	time	Lap	pos			
1	48	Mathieu Jaminet (A)	45.210	4	1	26.974	4	2	30.120	5	1	1:42.304	1:42.386	4
2	555	Julien Andlauer (A)	45.331	3	2	27.037	3	4	30.370	4	4	1:42.738	1:42.857	4
3	47	Alexandre Jouannem (A)	45.337	4	3	27.196	4	7	30.569	2	6	1:43.102	1:43.197	4
4	10	Florian Latorre (A)	45.696	3	6	27.118	2	5	30.532	3	5	1:43.346	1:43.436	3
5	7	Vincent Beltoise (A)	45.955	8	7	27.229	5	8	30.593	6	7	1:43.777	1:43.842	4
6	9	Joffrey De Narda (A)	45.404	5	4	27.023	2	3	30.352	4	3	1:42.779	1:42.911	2
7	911	Christophe Lapiere (B)	45.993	5	9	27.191	3	6	30.936	5	13	1:44.120	1:44.174	3
8	85	Thomas Laurent (A)	45.529	5	5	26.917	2	1	30.312	4	2	1:42.758	1:43.935	5
9	8	Carlos Rivas (B)	46.076	4	11	27.454	5	13	30.834	2	10	1:44.364	1:44.443	4
10	11	Lindland Roar (B)	46.484	8	17	27.436	7	11	31.168	15	18	1:45.088	1:45.344	7
11	55	Nicolas Misslin (B)	46.151	3	13	27.452	4	12	30.963	4	15	1:44.566	1:44.695	4
12	14	Koen Wauters (B)	46.139	4	12	27.408	4	10	30.789	2	9	1:44.336	1:44.362	4
13	88	Degeer (B)-Meulders (B)	46.538	4	19	27.670	4	20	30.907	3	12	1:45.115	1:45.434	4
14	3	Roger Grouwels (B)	46.265	3	14	27.337	3	9	31.104	3	16	1:44.706	1:44.706	3
15	5	Jesse Van Kuijk (B)	46.285	5	15	27.471	2	14	31.137	3	17	1:44.893	1:45.008	3
16	20	Pierre Piron (B)	46.527	5	18	27.538	4	18	31.320	4	19	1:45.385	1:45.485	4
17	13	Oleksandr Gaidai (B)	46.065	5	10	27.551	5	19	30.844	3	11	1:44.460	1:44.727	5
18	99	Dylan Derdaele (A)	46.316	5	16	27.524	2	17	30.734	4	8	1:44.574	1:44.777	2
19	2	Hans Fabri (B)	47.681	7	21	28.125	6	21	31.953	4	21	1:47.759	1:47.993	6
20	6	Yves Noel (B)	48.141	5	22	28.194	4	22	32.036	14	22	1:48.371	1:48.717	4
21	37	John De Wilde (B)	46.826	4	20	27.516	5	16	31.909	3	20	1:46.251	1:46.435	5
22	98	Yannick Hoogaars (A)	45.986	4	8	27.475	5	15	30.956	4	14	1:44.417	1:44.490	4





Porsche Racing Days Zandvoort

Circuit Park Zandvoort

Porsche Carrera Cup France & Benelux - Race 2

Laps and Sector Times

25 - 26 June 2016
Zandvoort GP - 4307 mtr.

2 Hans Fabri (B)									Porsche GT3 Cup 991										
lap	Sect-1	Speed	Sect-2	Speed	Sect-3	Speed	TopSpeed	laptime	pit	lap	Sect-1	Speed	Sect-2	Speed	Sect-3	Speed	Topspeed	laptime	pit
1	53.031		29.133		32.489	231.6	161.9	1:54.653		10	49.924		29.577		33.025	226.6	212.6	1:52.526	
2	48.532		28.560		32.573	230.4	228.8	1:49.665		11	49.950		30.570		46.659	229.9	202.2	2:07.179	
3	48.409		28.680		32.263	229.9	225.0	1:49.352		12	49.360		29.503		32.154	231.0	<u>234.8</u>	1:51.017	
4	47.931		28.396		<u>31.953</u>	231.0	209.7	1:48.280		13	48.053		28.708		32.047	231.0	217.7	1:48.808	
5	47.814		28.494		32.025	231.0	218.2	1:48.333		14	48.253		28.632		32.534	229.9	209.7	1:49.419	
6	47.811		<u>28.125</u>		32.057	231.0	210.9	<u>1:47.993</u>		15	48.534		28.705		32.019	229.3	226.9	1:49.258	
7	<u>47.681</u>		28.757		31.984	229.9	218.6	1:48.422		16	48.341		28.527		32.099	231.0	225.0	1:48.967	
8	47.890		28.350		32.060	229.9	205.7	1:48.300		17	48.329		28.501		32.079	<u>232.7</u>	221.3	1:48.909	
9	48.497		29.291		32.537	230.4	218.2	1:50.325		18									

3 Roger Grouwels (B)									Porsche GT3 Cup 991										
lap	Sect-1	Speed	Sect-2	Speed	Sect-3	Speed	TopSpeed	laptime	pit	lap	Sect-1	Speed	Sect-2	Speed	Sect-3	Speed	Topspeed	laptime	pit
1	51.195		28.454		31.524	<u>234.4</u>	176.6	1:51.173		10	48.601		28.885		33.500	227.1	219.5	1:50.986	
2	46.461		27.455		31.183	232.7	213.9	1:45.099		11	56.324		48.815		50.149	214.4	179.4	2:35.288	
3	<u>46.265</u>		<u>27.337</u>		<u>31.104</u>	232.7	<u>229.3</u>	<u>1:44.706</u>		12	48.778		27.926		31.445	233.3	225.0	1:48.149	
4	46.389		27.522		31.132	232.7	226.4	1:45.043		13	46.971		28.004		31.609	233.8	224.5	1:46.584	
5	46.289		27.557		31.265	231.6	226.4	1:45.111		14	48.860		28.004		31.731	232.7	228.3	1:48.595	
6	46.593		27.583		31.545	232.7	221.3	1:45.721		15	47.826		28.059		31.454	232.1	220.4	1:47.339	
7	47.327		28.290		31.203	232.1	222.7	1:46.820		16	47.124		27.839		31.332	233.3	211.4	1:46.295	
8	46.646		27.758		31.357	232.7	227.8	1:45.761		17	47.563		28.294		31.689	232.1	216.4	1:47.546	
9	47.050		27.825		31.286	233.3	223.1	1:46.161		18									

5 Jesse Van Kuijk (B)									Porsche GT3 Cup 991										
lap	Sect-1	Speed	Sect-2	Speed	Sect-3	Speed	TopSpeed	laptime	pit	lap	Sect-1	Speed	Sect-2	Speed	Sect-3	Speed	Topspeed	laptime	pit
1	51.243		28.182		32.006	232.1	176.5	1:51.431		10	49.070		30.473		32.628	226.1	225.5	1:52.171	
2	47.700		<u>27.471</u>		31.344	235.6	214.3	1:46.515		11	54.039		48.757		48.733	211.1	199.6	2:31.529	
3	46.378		27.493		<u>31.137</u>	234.4	222.7	<u>1:45.008</u>		12	49.283		28.017		31.793	235.0	209.3	1:49.093	
4	46.361		27.503		31.351	235.6	220.4	1:45.215		13	47.535		28.130		32.044	232.1	223.6	1:47.709	
5	<u>46.285</u>		27.718		31.179	235.6	223.6	1:45.182		14	48.121		27.876		31.744	234.4	203.4	1:47.741	
6	46.472		27.484		31.316	235.0	216.4	1:45.272		15	47.367		28.064		31.684	<u>236.1</u>	209.3	1:47.115	
7	46.954		27.703		31.330	235.6	209.7	1:45.987		16	47.067		27.855		31.667	234.4	217.7	1:46.589	
8	46.467		27.808		31.268	235.6	213.9	1:45.543		17	47.209		27.835		31.867	231.6	215.1	1:46.911	
9	47.617		27.965		33.092	231.6	212.6	1:48.674		18									

6 Yves Noel (B)									Porsche GT3 Cup 991										
lap	Sect-1	Speed	Sect-2	Speed	Sect-3	Speed	TopSpeed	laptime	pit	lap	Sect-1	Speed	Sect-2	Speed	Sect-3	Speed	Topspeed	laptime	pit
1	53.227		29.161		32.704	228.8	157.0	1:55.092		10	50.194		29.202		33.157	226.6	213.0	1:52.553	
2	49.116		28.553		33.086	229.9	213.9	1:50.755		11	50.459		29.251		43.575	226.6	206.9	2:03.285	
3	48.565		28.476		32.345	229.9	200.4	1:49.386		12	49.353		28.990		32.597	230.4	223.1	1:50.940	
4	48.364		<u>28.194</u>		32.159	230.4	203.4	<u>1:48.717</u>		13	48.733		28.461		32.152	<u>231.0</u>	204.5	1:49.346	
5	<u>48.141</u>		28.440		32.312	229.9	214.3	1:48.893		14	48.820		28.501		<u>32.036</u>	<u>231.0</u>	213.0	1:49.357	
6	48.316		28.364		32.396	228.8	222.2	1:49.076		15	48.297		28.331		32.155	<u>231.0</u>	225.0	1:48.783	
7	48.146		28.355		32.218	229.9	<u>226.9</u>	1:48.719		16	48.233		28.420		32.064	<u>231.0</u>	211.8	1:48.717	
8	48.289		28.670		32.516	229.3	217.7	1:49.475		17	48.348		28.260		32.475	228.2	220.4	1:49.083	
9	49.462		28.881		32.419	229.9	218.2	1:50.762		18									

7 Vincent Beltoise (A)									Porsche GT3 Cup 991										
lap	Sect-1	Speed	Sect-2	Speed	Sect-3	Speed	TopSpeed	laptime	pit	lap	Sect-1	Speed	Sect-2	Speed	Sect-3	Speed	Topspeed	laptime	pit
1	49.922		27.927		31.292	236.1	174.2	1:49.141		10	46.502		28.648		34.150	187.4	220.9	1:49.300	
2	46.331		27.576		30.763	236.1	214.7	1:44.670		11	1:08.145		48.757		49.289	232.7	155.6	2:46.191	
3	46.358		27.455		31.288	235.0	210.1	1:45.101		12	46.828		27.843		31.327	229.9	218.6	1:45.998	
4	45.986		27.233		30.623	236.1	229.8	<u>1:43.842</u>		13	46.558		27.533		30.791	235.6	222.2	1:44.882	
5	45.975		<u>27.229</u>		30.678	236.1	223.6	1:43.882		14	46.591		27.486		30.886	<u>236.7</u>	213.9	1:44.963	
6	46.176		27.415		<u>30.593</u>	234.4	217.7	1:44.184		15	46.581		27.737		31.065	<u>236.7</u>	224.5	1:45.383	
7	46.138		27.310		30.691	235.6	224.1	1:44.139		16	46.603		27.961		31.014	235.6	223.1	1:45.578	
8	<u>45.955</u>		27.356		30.717	233.8	<u>231.3</u>	1:44.028		17	46.812		28.145		31.211	229.3	229.3	1:46.168	
9	46.425		27.602		30.616	235.6	224.5	1:44.643		18									





Porsche Racing Days Zandvoort Circuit Park Zandvoort

Porsche Carrera Cup France & Benelux - Race 2
Laps and Sector Times

25 - 26 June 2016
Zandvoort GP - 4307 mtr.

8		Carlos Rivas (B)							Porsche GT3 Cup 991										
lap	Sect-1	Speed	Sect-2	Speed	Sect-3	Speed	TopSpeed	laptime	pit	lap	Sect-1	Speed	Sect-2	Speed	Sect-3	Speed	Topspeed	laptime	pit
1	50.516		28.057		31.311	<u>245.9</u>	172.8	1:49.884		10	47.313		27.553		36.212	155.1	225.9	1:51.078	
2	46.514		27.639		<u>30.834</u>	244.6	224.1	1:44.987		11	59.888		48.684		48.632	242.7	152.1	2:37.204	
3	46.487		27.677		31.045	242.7	214.7	1:45.209		12	47.201		28.016		31.251	244.0	214.7	1:46.468	
4	<u>46.095</u>		27.504		30.844	244.0	216.4	<u>1:44.443</u>		13	47.232		28.294		31.610	241.5	232.3	1:47.136	
5	46.350		<u>27.465</u>		31.054	244.0	215.1	1:44.869		14	47.298		27.751		31.152	240.9	221.8	1:46.201	
6	47.525		27.656		31.164	245.2	225.9	1:46.345		15	46.933		27.718		31.212	242.1	213.0	1:45.863	
7	46.532		27.610		31.174	244.0	218.6	1:45.316		16	46.646		27.856		31.261	244.0	229.8	1:45.763	
8	46.222		27.677		31.285	245.2	221.8	1:45.184		17	47.651		27.626		31.289	243.4	224.5	1:46.566	
9	46.412		27.792		31.220	244.6	219.5	1:45.424		18									

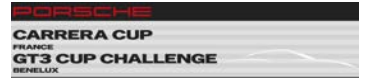
9		Joffrey De Narda (A)							Porsche GT3 Cup 991										
lap	Sect-1	Speed	Sect-2	Speed	Sect-3	Speed	TopSpeed	laptime	pit	lap	Sect-1	Speed	Sect-2	Speed	Sect-3	Speed	Topspeed	laptime	pit
1	48.504		27.054		30.617	232.1	179.7	1:46.175		10	46.528		27.674		35.927	160.3	232.3	1:50.129	
2	45.431		<u>27.023</u>		30.457	234.4	225.0	<u>1:42.911</u>		11	59.800		48.644		48.954	228.8	142.9	2:37.398	
3	45.600		27.047		30.441	234.4	226.4	1:43.088		12	46.628		27.918		31.231	235.6	217.7	1:45.777	
4	45.456		27.273		<u>30.352</u>	233.3	226.4	1:43.081		13	46.367		27.461		30.881	236.7	226.9	1:44.709	
5	<u>45.404</u>		27.233		30.485	233.8	230.8	1:43.122		14	46.685		27.747		30.477	235.6	215.6	1:44.909	
6	45.626		27.467				222.7	1:50.498		15	46.324		27.359		30.775	236.7	<u>235.8</u>	1:44.458	
7	Out		27.586		30.536	236.1		1:56.486	P	16	46.379		28.080		31.057	236.1	223.1	1:45.516	
8	45.427		27.381		31.230	<u>237.3</u>	<u>235.8</u>	1:44.038		17	46.641		28.762		31.149	229.3	218.6	1:46.552	
9	46.796		27.556		30.876	236.1	211.4	1:45.228		18									

10		Florian Latorre (A)							Porsche GT3 Cup 991										
lap	Sect-1	Speed	Sect-2	Speed	Sect-3	Speed	TopSpeed	laptime	pit	lap	Sect-1	Speed	Sect-2	Speed	Sect-3	Speed	Topspeed	laptime	pit
1	49.427		27.326		31.007	234.4	181.2	1:47.760		10	46.216		27.339		36.042	149.3	226.4	1:49.597	
2	46.215		<u>27.118</u>		30.668	234.4	219.1	1:44.001		11	1:10.052		49.650		50.519	232.1	147.1	2:50.221	
3	<u>45.696</u>		27.208		<u>30.532</u>	235.0	225.9	<u>1:43.436</u>		12	46.729		27.717		31.017	236.1	221.8	1:45.463	
4	45.727		27.166		30.679	235.0	225.9	1:43.572		13	46.177		27.538		31.120	236.1	224.5	1:44.835	
5	45.834		27.257		30.631	235.6	<u>228.8</u>	1:43.722		14	46.320		27.442		30.824	<u>237.3</u>	222.7	1:44.586	
6	46.008		27.661		30.807	235.0	<u>228.8</u>	1:44.476		15	46.567		27.519		30.720	235.6	221.3	1:44.806	
7	46.052		27.320		30.715	234.4	223.1	1:44.087		16	46.152		27.468		30.932	233.3	225.5	1:44.552	
8	46.209		27.332		30.870	235.0	224.5	1:44.411		17	46.252		27.480		30.902	223.4	228.3	1:44.634	
9	45.920		27.299		30.817	235.6	226.9	1:44.036		18									

11		Lindland Roar (B)							Porsche GT3 Cup 991										
lap	Sect-1	Speed	Sect-2	Speed	Sect-3	Speed	TopSpeed	laptime	pit	lap	Sect-1	Speed	Sect-2	Speed	Sect-3	Speed	Topspeed	laptime	pit
1	52.067		27.791		31.839	235.6	178.2	1:51.697		10	48.455		30.080		33.124	230.4	<u>233.8</u>	1:51.659	
2	46.991		27.818		31.707	234.4	216.9	1:46.516		11	53.565		48.757		48.113	215.8	203.4	2:30.435	
3	46.690		27.485		31.567	234.4	213.4	1:45.742		12	48.727		27.866		31.473	<u>236.7</u>	210.1	1:48.066	
4	46.526		27.481		31.353	233.8	222.7	1:45.360		13	46.923		28.033		31.512	<u>236.7</u>	222.7	1:46.468	
5	46.523		27.646		31.995	235.0	218.6	1:46.164		14	47.649		27.481		31.268	234.4	228.8	1:46.398	
6	47.668		27.793		31.641	234.4	214.7	1:47.102		15	47.662		27.897		<u>31.168</u>	235.0	215.1	1:46.727	
7	46.714		<u>27.436</u>		31.194	233.8	220.9	<u>1:45.344</u>		16	46.841		27.562		31.384	235.0	222.7	1:45.787	
8	<u>46.484</u>		27.709		31.220	233.8	226.4	1:45.413		17	47.381		28.363		31.848	232.1	227.4	1:47.592	
9	47.085		27.584		31.266	234.4	225.9	1:45.935		18									

13		Oleksandr Gaidai (B)							Porsche GT3 Cup 991										
lap	Sect-1	Speed	Sect-2	Speed	Sect-3	Speed	TopSpeed	laptime	pit	lap	Sect-1	Speed	Sect-2	Speed	Sect-3	Speed	Topspeed	laptime	pit
1	49.640		28.013		31.484	235.0	188.8	1:49.137		10	1:08.365		29.318		32.885	210.6	229.8	2:10.568	
2	46.120		27.676		31.006	234.4	220.0	1:44.802		11	51.784		44.826		48.171	232.1	168.2	2:24.781	
3	46.584		27.569		<u>30.844</u>	233.8	213.4	1:44.997		12	48.696		28.588		31.152	<u>235.6</u>	208.1	1:48.436	
4	46.170		27.617		31.093	233.8	219.1	1:44.880		13	47.049		27.789		31.641	234.4	216.9	1:46.479	
5	<u>46.065</u>		<u>27.551</u>		31.111	233.3	226.9	<u>1:44.727</u>		14	48.275		28.007		31.651	233.3	212.2	1:47.933	
6	47.444		27.856		31.164	233.3	219.5	1:46.464		15	47.189		28.020		31.812	233.3	209.3	1:47.021	
7	46.155		27.706		31.129	232.7	<u>233.3</u>	1:44.990		16	47.230		28.054		31.586	233.8	225.9	1:46.870	
8	46.401		27.716		31.262	232.7	220.9	1:45.379		17	47.389		28.191		31.673	232.1	221.8	1:47.253	





Porsche Racing Days Zandvoort Circuit Park Zandvoort

Porsche Carrera Cup France & Benelux - Race 2 Laps and Sector Times

25 - 26 June 2016
Zandvoort GP - 4307 mtr.

9	45.506	27.117	30.238	236.1	227.4	1:42.861	18												
---	--------	--------	--------	-------	-------	----------	----	--	--	--	--	--	--	--	--	--	--	--	--

55 Nicolas Misslin (B)										Porsche GT3 Cup 991									
lap	Sect-1	Speed	Sect-2	Speed	Sect-3	Speed	TopSpeed	laptime	pit	lap	Sect-1	Speed	Sect-2	Speed	Sect-3	Speed	Topspeed	laptime	pit
1	50.395		28.257		31.919	233.8	176.5	1:50.571		10	48.116		28.446		34.275	227.1	<u>229.8</u>	1:50.837	
2	46.523		27.605		30.976	<u>235.6</u>	227.4	1:45.104		11	56.146		48.558		48.990	230.4	180.6	2:33.694	
3	<u>46.151</u>		27.658		31.002	233.8	222.2	1:44.811		12	47.704		28.382		31.498	232.7	213.0	1:47.584	
4	46.280		<u>27.452</u>		<u>30.963</u>	235.0	226.4	<u>1:44.695</u>		13	47.415		28.763		31.491	233.3	220.9	1:47.669	
5	46.393		27.551		31.096	234.4	225.5	1:45.040		14	47.505		27.999		31.416	232.1	219.5	1:46.920	
6	46.913		27.865		31.519	234.4	<u>229.8</u>	1:46.297		15	47.412		28.105		31.404	232.1	228.3	1:46.921	
7	46.751		27.684		31.367	234.4	220.4	1:45.802		16	47.189		27.827		31.480	232.7	220.0	1:46.496	
8	47.091		27.800		31.601	232.7	220.4	1:46.492		17	47.496		29.190		31.768	233.3	222.7	1:48.454	
9	47.096		27.999		31.559	233.3	226.4	1:46.654		18									

85 Thomas Laurent (A)										Porsche GT3 Cup 991									
lap	Sect-1	Speed	Sect-2	Speed	Sect-3	Speed	TopSpeed	laptime	pit	lap	Sect-1	Speed	Sect-2	Speed	Sect-3	Speed	Topspeed	laptime	pit
1	48.197		27.145		31.534	209.2	176.2	1:46.876		10	48.199		30.344		33.076	221.3	228.3	1:51.619	
2	46.163		<u>26.917</u>				209.7	1:50.157		11	53.926		48.826		47.452	226.6	195.7	2:30.204	
3	Out		26.975		30.400	236.1		1:54.743 P		12	47.412		27.910		31.332	<u>236.7</u>	224.1	1:46.654	
4	46.410		27.609		<u>30.312</u>	235.6	222.2	1:44.331		13	45.991		27.868		30.828	235.6	224.5	1:44.687	
5	<u>45.529</u>		27.179		31.227	236.1	220.0	<u>1:43.935</u>		14	46.488		27.601		30.609	<u>236.7</u>	227.8	1:44.698	
6	47.531		27.845		31.514	<u>236.7</u>	220.4	1:46.890		15	46.894		27.596		31.093	236.1	216.0	1:45.583	
7	47.479		28.459		31.686	236.1	225.0	1:47.624		16	46.645		27.864		31.232	236.1	227.4	1:45.741	
8	47.013		27.616		30.661	235.0	224.5	1:45.290		17	46.515		27.632		31.000	232.7	<u>230.8</u>	1:45.147	
9	46.032		27.285		30.780	236.1	223.6	1:44.097		18									

88 Degeer (B)-Meulders (B)										Porsche GT3 Cup 991									
lap	Sect-1	Speed	Sect-2	Speed	Sect-3	Speed	TopSpeed	laptime	pit	lap	Sect-1	Speed	Sect-2	Speed	Sect-3	Speed	Topspeed	laptime	pit
1	51.722		28.619		31.837	235.0	179.7	1:52.178		10	49.006		31.616		34.898	203.8	216.4	1:55.520	
2	46.683		27.933		31.316	235.0	220.9	1:45.932		11	51.274		45.122		48.276	232.7	179.7	2:24.672	
3	46.789		27.835		<u>30.907</u>	236.1	213.0	1:45.531		12	48.092		28.150		31.300	<u>237.9</u>	210.9	1:47.542	
4	<u>46.538</u>		<u>27.670</u>		31.226	235.0	223.6	<u>1:45.434</u>		13	47.027		27.826		31.885	236.1	220.4	1:46.738	
5	46.673		27.948		31.234	236.1	213.0	1:45.855		14	47.219		27.673		31.349	234.4	214.3	1:46.241	
6	48.119		27.813		31.484	236.1	217.7	1:47.416		15	47.195		27.916		31.176	234.4	215.6	1:46.287	
7	47.411		28.441		31.957	233.8	211.8	1:47.809		16	47.219		27.824		31.079	<u>237.9</u>	206.1	1:46.122	
8	47.013		27.744		31.351	237.3	224.1	1:46.108		17	47.990		28.324		31.277	<u>237.9</u>	221.3	1:47.591	
9	47.090		28.222		31.387	236.1	<u>228.3</u>	1:46.699		18									

98 Yannick Hoogaars (A)										Porsche GT3 Cup 991									
lap	Sect-1	Speed	Sect-2	Speed	Sect-3	Speed	TopSpeed	laptime	pit	lap	Sect-1	Speed	Sect-2	Speed	Sect-3	Speed	Topspeed	laptime	pit
1	50.146		28.231		31.284	237.3	180.0	1:49.661		9					34.485	216.8	206.1	5:00.096	
2	46.292		27.677		31.309	236.1	216.4	1:45.278		10	49.832		28.273		31.751	233.3	181.5	1:49.856	
3	46.193		27.541		31.024	236.7	222.7	1:44.758		11	47.410		28.066		31.546	235.0	212.2	1:47.022	
4	<u>45.986</u>		27.548		<u>30.956</u>	236.7	218.6	<u>1:44.490</u>		12	47.021		27.899		31.424	234.4	<u>223.6</u>	1:46.344	
5	46.182		<u>27.475</u>		31.295	236.7	216.4	1:44.952		13	47.240		27.867		31.437	234.4	213.4	1:46.544	
6	47.183		27.578		31.229	<u>237.9</u>	222.7	1:45.990		14	47.028		27.839		31.227	235.0	222.7	1:46.094	
7	46.506		27.592		31.037	<u>237.9</u>	215.6	1:45.135		15	47.075		27.774		31.340	235.0	222.7	1:46.189	
8	46.825		27.852		31.235	237.3	220.4	1:45.912		16	46.719		27.765		31.234	233.3	220.0	1:45.718	

99 Dylan Derdaele (A)										Porsche GT3 Cup 991									
lap	Sect-1	Speed	Sect-2	Speed	Sect-3	Speed	TopSpeed	laptime	pit	lap	Sect-1	Speed	Sect-2	Speed	Sect-3	Speed	Topspeed	laptime	pit
1	49.910		28.078		31.044	237.9	170.6	1:49.032		10	49.196		29.343		32.362	232.1	216.0	1:50.901	
2	46.415		<u>27.524</u>		30.838	236.1	213.9	<u>1:44.777</u>		11	49.873		44.523		47.674	236.1	188.2	2:22.070	
3	46.376		27.536				215.1	1:51.827		12	48.732		28.941		31.057	237.9	204.9	1:48.730	
4	Out		27.758		<u>30.734</u>	236.7		1:56.050 P		13	47.349		28.096		31.271	236.1	211.8	1:46.716	
5	<u>46.316</u>		27.917		31.053	235.6	<u>225.9</u>	1:45.286		14	48.019		28.420		31.339	236.1	204.9	1:47.778	
6	47.091		28.029		30.995	236.7	215.6	1:46.115		15	47.293		28.173		31.235	<u>238.5</u>	208.1	1:46.701	
7	47.118		28.019		31.295	237.3	213.4	1:46.432		16	47.534		28.155		31.209	<u>238.5</u>	216.9	1:46.898	
8	47.699		28.011		31.962	231.6	209.3	1:47.672		17	47.660		28.341		31.551	220.8	211.4	1:47.552	





Porsche Racing Days Zandvoort
Circuit Park Zandvoort

Porsche Carrera Cup France & Benelux - Race 2
Laps and Sector Times

25 - 26 June 2016
Zandvoort GP - 4307 mtr.

9	47.765	28.040	31.478	235.0	213.9	1:47.283	18											
---	--------	--------	--------	-------	-------	----------	----	--	--	--	--	--	--	--	--	--	--	--

555 Julien Andlauer (A)									Porsche GT3 Cup 991										
lap	Sect-1	Speed	Sect-2	Speed	Sect-3	Speed	TopSpeed	laptime	pit	lap	Sect-1	Speed	Sect-2	Speed	Sect-3	Speed	Topspeed	laptime	pit
1	48.866		27.376		31.003	236.1	184.0	1:47.245		10	46.299		27.541		33.546	124.2	231.3	1:47.386	
2	45.764		27.154		30.696	236.7	219.1	1:43.614		11	1:13.719		49.189		51.694	233.8	131.5	2:54.602	
3	<u>45.331</u>		<u>27.037</u>		30.491	236.7	234.8	1:42.859		12	46.581		27.756		31.036	236.7	219.1	1:45.373	
4	45.405		27.082		<u>30.370</u>	235.6	<u>235.3</u>	<u>1:42.857</u>		13	45.976		27.484		30.848	236.1	229.8	1:44.308	
5	45.422		27.275		30.522	<u>237.3</u>	232.8	1:43.219		14	46.078		27.553		30.839	236.1	225.9	1:44.470	
6	45.715		27.407		30.787	236.1	234.8	1:43.909		15	46.136		27.571		30.819	236.1	227.4	1:44.526	
7	45.878		27.274		30.938	235.0	231.3	1:44.090		16	46.258		27.718		30.921	236.1	226.9	1:44.897	
8	46.091		27.553		30.824	235.6	221.8	1:44.468		17	46.369		27.665		31.201	233.3	218.6	1:45.235	
9	45.793		27.528		30.853	236.1	227.4	1:44.174		18									

911 Christophe Lapierre (B)									Porsche GT3 Cup 991										
lap	Sect-1	Speed	Sect-2	Speed	Sect-3	Speed	TopSpeed	laptime	pit	lap	Sect-1	Speed	Sect-2	Speed	Sect-3	Speed	Topspeed	laptime	pit
1	49.295		28.051		31.025	<u>235.0</u>	183.4	1:48.371		10	47.182		27.743		39.403	155.9	217.7	1:54.328	
2	46.252		27.299		31.308	233.8	220.0	1:44.859		11	59.846		48.362		48.923	232.1	150.2	2:37.131	
3	46.023		<u>27.191</u>		30.960	233.8	226.9	<u>1:44.174</u>		12	47.148		27.713		31.307	233.8	205.7	1:46.168	
4	46.112		27.204		31.059	233.8	<u>230.3</u>	1:44.375		13	46.766		27.605		31.099	232.1	212.2	1:45.470	
5	<u>45.993</u>		27.528		<u>30.936</u>	233.3	218.2	1:44.457		14	46.751		28.529		31.250	234.4	206.1	1:46.530	
6	46.147		28.502		31.296	233.3	210.9	1:45.945		15	46.965		27.537		31.247	234.4	206.1	1:45.749	
7	46.428		27.581		31.167	234.4	209.3	1:45.176		16	46.767		27.905		31.502	<u>235.0</u>	216.4	1:46.174	
8	46.423		27.684		31.161	234.4	213.9	1:45.268		17	46.894		27.933		31.707	231.6	216.4	1:46.534	
9	46.656		27.579		31.188	233.8	211.4	1:45.423		18									





Porsche Racing Days Zandvoort
Circuit Park Zandvoort

Porsche Carrera Cup France & Benelux - Race 2

25 - 26 June 2016
Zandvoort GP - 4307 mtr.

Nr.	Name	Lap	1	2	3	4	5	6	7	8	9	10	11	12	13	14	15	16	17
48	Mathieu Jaminet (A)		48	48	48	48	48	48	48	48	48	48	48	48	48	48	48	48	48
555	Julien Andlauer (A)		9	9	9	9	9	555	555	555	555	555	555	555	555	555	555	555	555
47	Alexandre Jouannem (A)		85	555	555	555	555	47	47	47	47	47	47	47	47	47	47	47	47
10	Florian Latorre (A)		555	47	47	47	47	10	10	10	10	10	10	10	10	10	10	10	10
7	Vincent Beltoise (A)		47	10	10	10	10	2	7	7	7	7	7	7	7	7	7	7	7
9	Joffrey De Narda (A)		10	911	911	911	911	7	911	911	911	911	911	911	911	9	9	9	9
911	Christophe Lapierre (B)		911	99	7	7	7	911	13	13	13	8	8	8	9	911	911	911	911
85	Thomas Laurent (A)		99	7	13	13	13	13	8	8	8	9	9	9	8	8	8	8	85
8	Carlos Rivas (B)		7	13	8	8	8	8	14	14	14	55	55	55	85	85	85	85	8
11	Lindland Roar (B)		13	8	14	14	14	14	98	98	9	3	3	14	55	55	55	55	11
55	Nicolas Misslin (B)		8	85	98	98	98	98	55	9	55	14	14	85	14	14	11	11	55
14	Koen Wauters (B)		14	14	55	55	55	55	9	55	3	5	5	3	3	11	14	14	14
88	Degeer (B)-Meulders (B)		98	98	3	3	3	3	3	3	5	11	11	11	11	3	88	88	88
3	Roger Grouwels (B)		55	55	5	5	5	5	5	5	11	85	85	5	5	88	3	3	3
5	Jesse Van Kuijk (B)		5	3	22	20	20	20	11	11	85	20	20	20	88	5	5	5	5
20	Pierre Piron (B)		3	5	20	11	11	11	20	85	20	88	88	88	20	20	20	20	20
13	Oleksandr Gaidai (B)		20	20	11	88	88	85	85	20	88	13	13	13	13	13	13	13	13
99	Dylan Derdaele (A)		11	11	88	85	85	88	88	88	99	99	99	99	99	99	99	99	99
2	Hans Fabri (B)		37	88	37	37	37	37	37	99	37	37	37	2	2	37 -1 LAP	37 -1 LAP	37 -1 LAP	37 -1 LAP
6	Yves Noel (B)		88	37	85	99	99	99	99	37	2	2	2	6	6	2	2	2	2
37	John De Wilde (B)		6	2	2	2	2	2	2	2	6	6	6	37 -1 LAP	98 -1 LAP	6	6	6	6
98	Yannick Hoogaars (A)		2	6	6	6	6	6	6	6		98 -1 LAP	98 -1 LAP	98 -1 LAP		98 -1 LAP	98 -1 LAP	98 -1 LAP	98 -1 LAP





Porsche Racing Days Zandvoort

Circuit Park Zandvoort

25 - 26 June 2016

Zandvoort GP - 4307 mtr.

Startgrid - Porsche Carrera Cup France & Benelux - Race 2

Start Time : 16:20 - Heat Duration : 30 Minutes

Pos	Nbr	Name	time	Pos	Nbr	Name	time
-----	-----	------	------	-----	-----	------	------

----- STARTLINE -----

Pole Left

1	48	Mathieu Jaminet (A)	1: 40.643	Row 1	2	9	Joffrey De Narda (A)	1: 41.204
3	85	Thomas Laurent (A)	1: 41.488	Row 2	4	10	Florian Lat orre (A)	1: 41.845
5	555	Julien Andlauer (A)	1: 42.251	Row 3	6	47	Alexandre Jouannem (A)	1: 42.311
7	99	Dylan Derdaele (A)	1: 42.443	Row 4	8	911	Christophe Lapierre (B)	1: 42.923
9	7	Vincent Beltoise (A)	1: 42.946	Row 5	10	8	Carlos Rivas (B)	1: 43.287
11	14	Koen Wauters (B)	1: 43.302	Row 6	12	13	Oleksandr Gaidai (B)	1: 43.321
13	4	Menno Van de Grijspaarde (B)	1: 43.329	Row 7	14	5	Jesse Van Kuijk (B)	1: 43.546
15	98	Yannick Hoogaars (A)	1: 43.601	Row 8	16	55	Nicolas Misslin (B)	1: 43.604
17	3	Roger Grouwels (B)	1: 43.626	Row 9	18	37	John De Wilde (B)	1: 45.369
19	2	Hans Fabri (B)	1: 46.549	Row 10	20	12	Jorn Schmidt-Staade (B)	1: 46.812
21	6	Yves Noel (B)	1: 49.728	Row 11	22	20	Pierre Piron (B)	1: 52.025
23	17	van Laere (B)-van Hover (B)		Row 12	24	11	Lindland Roar (B)	
25	88	Degeer (B)-Meulders (B)		Row 13				

Car #88 docked to the end of the starting grid

Results and Laptimes : www.raceresults.nu			Timekeeping by : Circuit Park Zandvoort		Publication-time
Clerk of the Course	Secretary of the Event	Timekeeper	Time Printed 26-06-2016 - 10:12		
Jeroen Frieman	Ria Waterreus	Kevin Schepers			
Page 1 of 1	Results remain provisional pending technical examination and decisions from the stewards of the meeting				





Porsche Racing Days Zandvoort

Circuit Park Zandvoort

Heat name : Porsche Carrera Cup France & Benelux - Race 2
 Heat Date : 26 June 2016
 Weather :
 Circuit name : Zandvoort GP - 4307 mtr.

Participants Started	: 22	Participants Classified	: 22
Participants Finished	: 22	Participants Not Classified	: 3
Participants Not Finished	: 3		

Green flag at	: 16:23:44	Heat recording start time	: 15:58:11
Finish flag waved at	: 16:54:29	Heat recording end time	: 16:55:55
Total time under Green	: 30:44	Total of All Laps in Heat	: 372
Number of cautions	: 1	Total time under Yellow	: 00:03:33
Number of code-60's	: 0	Total time under Code-60	: 00:00:00

Cautions/Code-60 history during the heat

#	Start time	End time	Duration	Comment
1	16:40:27	16:44:01	3:33	

Summary of winners per class

Nbr	Name / Team name	Cls	Fastest Laptime	In	Avg. Speed	Laps	Race Time
48	Mathieu Jaminet (A)	PCCF	1:42.386	4	142.91	17	30:44.327
14	Koen Wauters (B)	PGT3CCB	1:44.362	4	140.77	17	31:12.439

Leader history during the Heat

#	Nbr	Lap	to Lap	Name
1	48	1	17	Mathieu Jaminet (A)

Best Lap time history during the Heat

#	Nbr	lap time	in lap	Name	time of day
1	48	1:45.377	1	Mathieu Jaminet (A)	16:25:34
2	48	1:43.064	2	Mathieu Jaminet (A)	16:27:17
3	9	1:42.911	2	Joffrey De Narda (A)	16:27:18
4	555	1:42.859	3	Julien Andlauer (A)	16:29:02
5	48	1:42.386	4	Mathieu Jaminet (A)	16:30:42

Summary of best laptimes per class

Nbr	Name / Team name	Cls	Fastest Laptime	In	Speed
48	Mathieu Jaminet (A)	PCCF	1:42.386	4	151.44
14	Koen Wauters (B)	PGT3CCB	1:44.362	4	148.57

Summary of number of laps in the lead

#	Nbr	Name	# Laps in the lead
1	48	Mathieu Jaminet (A)	17