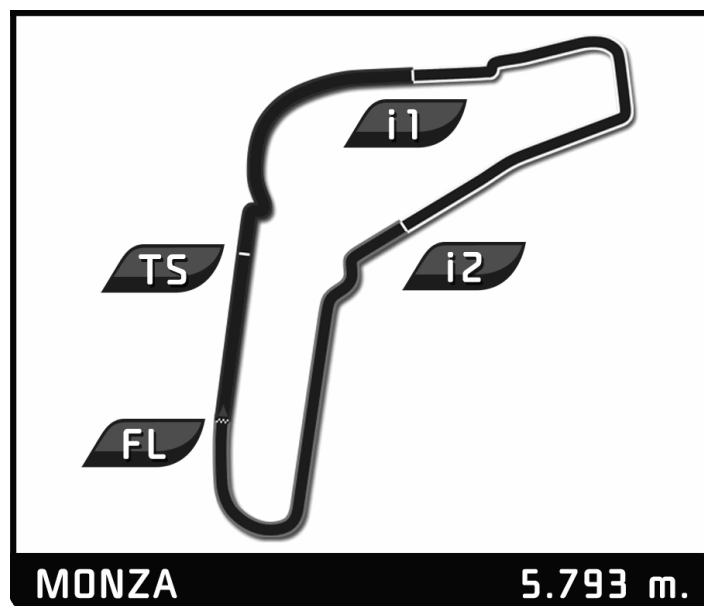



ACI Racing Weekend - Monza

Porsche Carrera Cup Italia Sprint 2
Results Booklet





Porsche Carrera Cup Italia Sprint 2

ACI Racing Weekend - Monza

Qualifying 2

Final Classification

Nr.	Driver	Nat	Team	Car	Time	Lap	Total	Gap	Kph
1	16 Matteo CAIROLI		Ebimotors srl	Porsche Carrera Cup	1:50.761	4	5	-	188.3
2	12 Alessio ROVERA		Ebimotors srl	Porsche Carrera Cup	1:51.400	6	6	+0.639	187.2
3	3 Mattia DRUDI		Dinamic Motorsport srl	Porsche Carrera Cup	1:51.679	5	7	+0.918	186.7
4	7 Kevin GIOVESI		Ghinzani Arco Motorsport srl	Porsche Carrera Cup	1:51.943	4	8	+1.182	186.3
5	17 Enrico FULGENZI		TAM Racing	Porsche Carrera Cup	1:52.069	4	6	+1.308	186.1
6	33 Mikael GRENIER		Tsunami RT	Porsche Carrera Cup	1:52.083	5	7	+1.322	186.1
7	25 Daniele DI AMATO		Dinamic Motorsport srl	Porsche Carrera Cup	1:52.277	5	6	+1.516	185.7
8	67 Alex DE GIACOMI		Dinamic Motorsport srl	Porsche Carrera Cup	1:52.880	6	6	+2.119	184.8
9	50 Glauco SOLIERI		Ghinzani Arco Motorsport srl	Porsche Carrera Cup	1:52.890	8	8	+2.129	184.7
10	28 Eric SCALVINI		Dinamic Motorsport srl	Porsche Carrera Cup	1:53.040	5	6	+2.279	184.5
11	81 Marco CASSARA'		Ghinzani Arco Motorsport srl	Porsche Carrera Cup	1:53.335	8	8	+2.574	184.0
12	32 Gianmarco QUARESMINI		Ghinzani Arco Motorsport srl	Porsche Carrera Cup	1:53.595	7	8	+2.834	183.6
13	13 Olexsandr GAIDAI		Tsunami RT	Porsche Carrera Cup	1:53.690	5	7	+2.929	183.4
14	44 Hans Peter KOLLER		TAM Racing	Porsche Carrera Cup	1:53.836	5	7	+3.075	183.2
15	77 Stefano ZANINI		Dinamic Motorsport srl	Porsche Carrera Cup	1:53.904	6	8	+3.143	183.1
16	76 Marco PELLEGRINI		Dinamic Motorsport srl	Porsche Carrera Cup	1:54.144	6	8	+3.383	182.7
17	91 WALTER BEN		Dinamic srl	Porsche Carrera Cup	1:56.938	7	7	+6.177	178.3

Fastest Lap	Lap 4	Matteo CAIROLI	1:50.761	188.3 Kph
--------------------	-------	----------------	----------	-----------

Published at:

Track Status: **DRY**

Stewards:	Timekeeper:
------------------	--------------------



Porsche Carrera Cup Italia Sprint 2

ACI Racing Weekend - Monza

Qualifying 2

Best Sector Times

SECTOR 1			SECTOR 2			SECTOR 3					
Pos	Driver	Time	Driver	Time	Driver	Time	Pos	Driver	Ideal Lap	Best Lap	
1	16 M.CAIROLI	34.948	16 M.CAIROLI	37.781	16 M.CAIROLI	38.032	1	16 M.CAIROLI	1:50.761	1:50.761	(1)
2	17 E.FULGENZI	35.045	12 A.ROVERA	37.956	12 A.ROVERA	38.305	2	12 A.ROVERA	1:51.400	1:51.400	(2)
3	12 A.ROVERA	35.139	3 M.DRUDI	38.020	3 M.DRUDI	38.369	3	3 M.DRUDI	1:51.554	1:51.679	(3)
4	3 M.DRUDI	35.165	25 D.DI AMATO	38.157	7 K.GIOVESI	38.391	4	17 E.FULGENZI	1:51.770	1:52.069	(5)
5	7 K.GIOVESI	35.201	17 E.FULGENZI	38.158	33 M.GRENIER	38.466	5	7 K.GIOVESI	1:51.806	1:51.943	(4)
6	33 M.GRENIER	35.220	33 M.GRENIER	38.204	17 E.FULGENZI	38.567	6	33 M.GRENIER	1:51.890	1:52.083	(6)
7	25 D.DI AMATO	35.247	7 K.GIOVESI	38.214	25 D.DI AMATO	38.650	7	25 D.DI AMATO	1:52.054	1:52.277	(7)
8	67 A.DE GIACOMI	35.266	28 E.SCALVINI	38.541	28 E.SCALVINI	38.880	8	28 E.SCALVINI	1:52.825	1:53.040	(10)
9	50 G.SOLIERI	35.278	67 A.DE GIACOMI	38.608	32 G.QUARESMINI	38.909	9	67 A.DE GIACOMI	1:52.860	1:52.880	(8)
10	81 M.CASSARA'	35.317	81 M.CASSARA'	38.633	50 G.SOLIERI	38.920	10	50 G.SOLIERI	1:52.890	1:52.890	(9)
11	28 E.SCALVINI	35.404	50 G.SOLIERI	38.692	67 A.DE GIACOMI	38.986	11	81 M.CASSARA'	1:53.054	1:53.335	(11)
12	13 O.GAIDAI	35.542	13 O.GAIDAI	38.701	81 M.CASSARA'	39.104	12	32 G.QUARESMINI	1:53.245	1:53.595	(12)
13	77 S.ZANINI	35.560	32 G.QUARESMINI	38.715	77 S.ZANINI	39.234	13	13 O.GAIDAI	1:53.480	1:53.690	(13)
14	32 G.QUARESMINI	35.621	44 H.KOLLER	38.715	13 O.GAIDAI	39.237	14	77 S.ZANINI	1:53.533	1:53.904	(15)
15	44 H.KOLLER	35.690	77 S.ZANINI	38.739	76 M.PELLEGRINI	39.255	15	44 H.KOLLER	1:53.727	1:53.836	(14)
16	76 M.PELLEGRINI	35.724	76 M.PELLEGRINI	38.994	44 H.KOLLER	39.322	16	76 M.PELLEGRINI	1:53.973	1:54.144	(16)
17	91 WALTER BEN	36.527	91 WALTER BEN	40.003	91 WALTER BEN	40.347	17	91 WALTER BEN	1:56.877	1:56.938	(17)



SPORT
SERVICE



Porsche Carrera Cup Italia Sprint 2

ACI Racing Weekend - Monza

Qualifying 2

Best Top Speeds

Driver	Team	Top 1		Top 2		Top 3		Top 4		Top 5		Avg
		Kph	Lap	Kph	Lap	Kph	Lap	Kph	Lap	Kph	Lap	
17 Enrico FULGENZI	TAM Racing	275.9	6	273.2	5	271.8	3	271.8	4	214.4	2	261,4
16 Matteo CAIROLI	Ebimotors srl	272.5	4	268.4	3	265.2	2	251.1	5	141.6	1	239,8
12 Alessio ROVERA	Ebimotors srl	270.4	5	269.1	4	269.1	6	263.9	3	236.9	2	261,9
13 Oleksandr GAIDAI	Tsunami RT	270.4	6	268.4	4	261.3	3	260.7	2	255.8	5	263,3
3 Mattia DRUDI	Dinamic Motorsport srl	269.8	5	266.5	6	266.5	7	263.2	4	257.6	3	264,7
33 Mikael GRENIER	Tsunami RT	269.8	5	269.8	6	267.8	7	263.9	4	261.3	3	266,5
28 Eric SCALVINI	Dinamic Motorsport srl	267.1	5	265.8	6	264.5	4	260.7	3	192.1	2	250,0
50 Glauco SOLIERI	Ghinzani Arco Motorsport srl	266.5	8	262.0	6	258.2	5	257.6	7	247.7	3	258,4
81 Marco CASSARA'	Ghinzani Arco Motorsport srl	266.5	6	263.9	8	263.2	7	261.3	5	259.5	4	262,9
25 Daniele DI AMATO	Dinamic Motorsport srl	265.2	5	265.2	6	263.2	3	258.2	4	210.7	2	252,5
76 Marco PELLEGRINI	Dinamic Motorsport srl	263.9	4	262.6	8	257.0	6	249.9	5	249.4	7	256,6
7 Kevin GIOVESI	Ghinzani Arco Motorsport srl	263.2	4	263.2	5	262.0	6	260.7	7	260.1	2	261,8
67 Alex DE GIACOMI	Dinamic Motorsport srl	262.6	3	260.7	5	257.0	4	254.6	6	207.5	2	248,5
77 Stefano ZANINI	Dinamic Motorsport srl	260.7	7	260.1	8	258.9	4	251.1	6	248.2	5	255,8
44 Hans Peter KOLLER	TAM Racing	258.9	4	258.2	5	254.0	3	251.7	6	250.5	7	254,7
32 Gianmarco QUARESMINI	Ghinzani Arco Motorsport srl	254.0	5	254.0	8	252.8	7	248.8	6	247.7	3	251,5
91 WALTER BEN	Dinamic srl	253.4	5	252.8	6	241.1	4	237.9	7	220.1	3	241,1



SPORT
S E R V I C E



Porsche Carrera Cup Italia Sprint 2

ACI Racing Weekend - Monza

Qualifying 2

Fastest Lap Sequence


Practice Time	Driver	Team	Car	Class	Time	Kph	Lap
4:27.217	7 Kevin GIOVESI	Ghinzani Arco Motorsport srl	Porsche Carrera Cup		1:53.757	183.3	2
6:20.432	7 Kevin GIOVESI	Ghinzani Arco Motorsport srl	Porsche Carrera Cup		1:53.215	184.2	3
6:30.540	16 Matteo CAIROLI	Ebimotors srl	Porsche Carrera Cup		1:52.551	185.3	2
8:12.375	7 Kevin GIOVESI	Ghinzani Arco Motorsport srl	Porsche Carrera Cup		1:51.943	186.3	4
8:21.719	16 Matteo CAIROLI	Ebimotors srl	Porsche Carrera Cup		1:51.179	187.6	3
10:12.480	16 Matteo CAIROLI	Ebimotors srl	Porsche Carrera Cup		1:50.761	188.3	4



Qualifying 2

Analysis

29/04/2016 Page 1 / 2



Qualifying 2

Analysis

							Personal Best		Session Best		B Crossing the finish line in pit lane			
Lap	Time	Sector 1	Sector 2	Sector 3	T. Spd	Elapsed	Lap	Time	Sector 1	Sector 2	Sector 3	T. Spd	Elapsed	
2	1:59.604	37.330	41.453	40.821	221.9	4:39.692	4	1:59.184	36.590	40.808	41.786	241.1	9:33.552	
3	1:54.798	35.808	39.489	39.501	247.7	6:34.490	5	1:57.441	36.592	40.354	40.495	253.4	11:30.993	
4	1:53.912	35.780	38.961	39.171	240.0	8:28.402	6	1:58.465	36.658	41.460	40.347	252.8	13:29.458	
5	1:53.609	35.460	38.697	39.452	258.2	10:22.011	7	1:56.938	36.527	40.003	40.408	237.9	15:26.396	
6	1:53.625	35.617	38.933	39.075	262.0	12:15.636								
7	1:53.691	35.628	38.851	39.212	257.6	14:09.327								
8	1:52.890	35.278	38.692	38.920	266.5	16:02.217								

67

Dinamic Motorsport srl

Porsche Carrera Cup

1	4:14.430	2:34.344	50.917	49.169	173.7	4:14.430
2	2:00.825	40.339	40.453	40.033	207.5	6:15.255
3	2:00.704	35.990	39.029	45.685	262.6	8:15.959
4	1:53.319	35.578	38.706	39.035	257.0	10:09.278
5	1:53.065	35.463	38.616	38.986	260.7	12:02.343
6	1:52.880	35.266	38.608	39.006	254.6	13:55.223

76

Dinamic Motorsport srl

Porsche Carrera Cup

1	2:56.503	1:19.731	45.480	51.292	186.8	2:56.503
2	2:18.120	47.195	46.417	44.508	177.1	5:14.623
3	1:55.427	36.125	39.591	39.711	246.0	7:10.050
4	1:54.475	35.724	39.208	39.543	263.9	9:04.525
5	1:54.423	36.068	39.100	39.255	249.9	10:58.948
6	1:54.144	35.811	38.994	39.339	257.0	12:53.092
7	1:54.575	36.067	39.036	39.472	249.4	14:47.667
8	1:54.984	35.815	39.253	39.916	262.6	16:42.651

77

Dinamic Motorsport srl

Porsche Carrera Cup

1	2:55.321	1:16.437	47.925	50.959	182.4	2:55.321
2	2:17.948	46.224	47.545	44.179	184.9	5:13.269
3	1:54.455	36.078	38.878	39.499	242.7	7:07.724
4	1:54.724	35.610	39.056	40.058	258.9	9:02.448
5	1:54.110	35.923	38.845	39.342	248.2	10:56.558
6	1:53.904	35.931	38.739	39.234	251.1	12:50.462
7	1:53.996	35.560	38.860	39.576	260.7	14:44.458
8	1:54.170	35.878	38.747	39.545	260.1	16:38.628

81

Ghinzani Arco Motorsport srl

Porsche Carrera Cup

1	2:45.877	1:11.356	44.034	50.487	156.9	2:45.877
2	2:06.339	37.848	43.987	44.504	200.2	4:52.216
3	1:54.367	35.723	39.354	39.290	249.9	6:46.583
4	1:53.525	35.438	38.633	39.454	259.5	8:40.108
5	1:53.943	35.398	39.117	39.428	261.3	10:34.051
6	2:04.342	44.409	39.625	40.308	266.5	12:38.393
7	1:53.610	35.317	39.018	39.275	263.2	14:32.003
8	1:53.335	35.495	38.736	39.104	263.9	16:25.338

91

Dinamic srl

Porsche Carrera Cup

1	3:09.367	1:29.548	48.187	51.632	123.3	3:09.367
2	2:20.070	47.417	47.322	45.331	161.8	5:29.437
3	2:04.931	41.484	41.894	41.553	220.1	7:34.368



SPORT
S E R V I C E



Porsche Carrera Cup Italia Sprint 2

ACI Racing Weekend - Monza

Race 2 (25' + 1 lap)

MONZA 5.793 m.

Starting Grid

1:54.144	Marco PELLEGRINI	Dinamic srl	76	- 9 -	91	Dinamic srl	1:56.938	WALTER BEN
1:53.836	Hans Peter KOLLER	TAM Racing	44	- 8 -	77	Dinamic srl	1:53.904	Stefano ZANINI
1:53.595	Gianmarco QUARESMINI	Ghinzani Arco Motorsport srl	32	- 7 -	13	Tsunami RT	1:53.690	Oleksandr GAIDAI
1:53.040	Eric SCALVINI	Dinamic Motorsport srl	28	- 6 -	81	Ghinzani Arco Motorsport srl	1:53.335	Marco CASSARA'
1:52.880	Alex DE GIACOMI	Dinamic Motorsport srl	67	- 5 -	50	Ghinzani Arco Motorsport srl	1:52.890	Glauco SOLIERI
1:52.277	Daniele DI AMATO	Dinamic Motorsport srl	25	- 4 -	3	Dinamic Motorsport srl	1:51.679	Mattia DRUDI
1:52.069	Enrico FULGENZI	TAM Racing	17	- 3 -	33	Tsunami RT	1:52.083	Mikael GRENIER
1:51.400	Alessio ROVERA	Ebimotors srl	12	- 2 -	7	Ghinzani Arco Motorsport srl	1:51.943	Kevin GIOVESI
				- 1 -	16	Ebimotors srl	1:50.761	Matteo CAIROLI

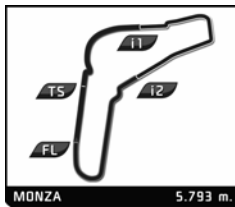
Pole

CAR N. 3 DROP OF 4 POSITION DUE TO STEWARD DECISION N. 2

Stewards:

Timekeeper:





Porsche Carrera Cup Italia Sprint 2

ACI Racing Weekend - Monza

Race 2 (25' + 1 lap)

Final Classification

Drivers		Nat	Team	Vehicle	Class	Laps	Total Time	Gap	Kph	Best Lap		
										Lap	Time	Kph
1	16 Matteo CAIROLI		Ebimotors srl	Porsche Carrera Cup		15	28:03.756	-	185.8	10	1:51.733	186.6
2	3 Mattia DRUDI		Dinamic Motorsport srl	Porsche Carrera Cup		15	28:31.523	+27.767	182.8	11	1:52.973	184.6
3	33 Mikael GRENIER		Tsunami RT	Porsche Carrera Cup		15	28:32.958	+29.202	182.6	6	1:53.134	184.3
4	28 Eric SCALVINI		Dinamic Motorsport srl	Porsche Carrera Cup		15	28:34.434	+30.678	182.5	5	1:53.050	184.5
5	12 Alessio ROVERA		Ebimotors srl	Porsche Carrera Cup		15	28:35.622	+31.866	182.3	4	1:52.420	185.5
6	25 Daniele DI AMATO		Dinamic Motorsport srl	Porsche Carrera Cup		15	28:41.357	+37.601	181.7	13	1:53.418	183.9
7	13 Oleksandr GAIDAI		Tsunami RT	Porsche Carrera Cup		15	28:41.717	+37.961	181.7	8	1:53.508	183.7
8	67 Alex DE GIACOMI		Dinamic Motorsport srl	Porsche Carrera Cup		15	28:43.992	+40.236	181.5	3	1:53.626	183.5
9	50 Glauco SOLIERI		Ghinzani Arco Motorsport srl	Porsche Carrera Cup		15	28:44.736	+40.980	181.4	10	1:53.633	183.5
10	32 Gianmarco QUARESMINI		Ghinzani Arco Motorsport srl	Porsche Carrera Cup		15	28:45.931	+42.175	181.2	6	1:53.869	183.1
11	81 Marco CASSARA'		Ghinzani Arco Motorsport srl	Porsche Carrera Cup		15	28:51.198	+47.442	180.7	12	1:53.923	183.1
12	76 Marco PELLEGRINI		Dinamic srl	Porsche Carrera Cup		15	29:02.139	+58.383	179.6	9	1:54.822	181.6
13	44 Hans Peter KOLLER		TAM Racing	Porsche Carrera Cup		15	29:03.929	+1:00.173	179.4	13	1:55.199	181.0
14	77 Stefano ZANINI		Dinamic srl	Porsche Carrera Cup		15	29:10.397	+1:06.641	178.7	4	1:54.674	181.9
15	91 WALTER BEN		Dinamic srl	Porsche Carrera Cup		15	29:54.528	+1:50.772	174.3	10	1:57.677	177.2
16	17 Enrico FULGENZI		TAM Racing	Porsche Carrera Cup		13	24:44.506	2 Laps	182.6	4	1:52.658	185.1
17	7 Kevin GIOVESI		Ghinzani Arco Motorsport srl	Porsche Carrera Cup		13	25:10.002	2 Laps	179.5	8	1:53.222	184.2
Pole Position				M. CAIROLI			1:50.761					
Fastest Lap				Lap 10	Matteo CAIROLI		1:51.733				186.6 Kph	

CAR N. 7 PENALIZED WITH 25 SEC. DUE TO DRIVE THROUGH

Published at:

Track Status:


DRY

Stewards:

Timekeeper:



SPORT
SERVICE



Porsche Carrera Cup Italia Sprint 2

ACI Racing Weekend - Monza

Race 2

Final Classification by Group

											Best Lap	
Nr. Driver		Nat	Team	Car	Laps	Total Time	Gap	Kph	Lap	Time	Kph	
M												
1	67 Alex DE GIACOMI		Dinamic Motorsport srl	Porsche Carrera Cup	15	28:43.992		181.5	3	1:53.626	183.5	
2	50 Glauco SOLIERI		Ghinzani Arco Motorsport srl	Porsche Carrera Cup	15	28:44.736	+0.744	181.4	10	1:53.633	183.5	
3	81 Marco CASSARA'		Ghinzani Arco Motorsport srl	Porsche Carrera Cup	15	28:51.198	+7.206	180.7	12	1:53.923	183.1	
4	76 Marco PELLEGRINI		Dinamic srl	Porsche Carrera Cup	15	29:02.139	+18.147	179.6	9	1:54.822	181.6	
5	77 Stefano ZANINI		Dinamic srl	Porsche Carrera Cup	15	29:10.397	+26.405	178.7	4	1:54.674	181.9	
6	91 WALTER BEN		Dinamic srl	Porsche Carrera Cup	15	29:54.528	+1'10.536	174.3	10	1:57.677	177.2	
S												
1	3 Mattia DRUDI		Dinamic Motorsport srl	Porsche Carrera Cup	15	28:31.523		182.8	11	1:52.973	184.6	
2	33 Mikael GRENIER		Tsunami RT	Porsche Carrera Cup	15	28:32.958	+1.435	182.6	6	1:53.134	184.3	
3	28 Eric SCALVINI		Dinamic Motorsport srl	Porsche Carrera Cup	15	28:34.434	+2.911	182.5	5	1:53.050	184.5	
4	12 Alessio ROVERA		Ebimotors srl	Porsche Carrera Cup	15	28:35.622	+4.099	182.3	4	1:52.420	185.5	
5	25 Daniele DI AMATO		Dinamic Motorsport srl	Porsche Carrera Cup	15	28:41.357	+9.834	181.7	13	1:53.418	183.9	
6	7 Kevin GIOVESI		Ghinzani Arco Motorsport srl	Porsche Carrera Cup	13	25:10.002	2 Laps	179.5	8	1:53.222	184.2	

CAR N. 7 PENALIZED WITH 25 SEC. DUE TO DRIVE THROUGH

Published at:

Track Status:

DRY

Stewards:

Timekeeper:





SPORT
SERVICE



Porsche Carrera Cup Italia Sprint 2

ACI Racing Weekend - Monza

Race 2

Lap Chart

LAP

Nr	Pos	Gap	1	2	3	4	5	6	7	8	9	10	11	12	13	14	15
16	1	16	16	16	16	16	16	16	16	16	16	16	16	16	16	16	16
12	2	12	17	17	17	17	17	17	17	17	17	17	17	17	3	3	3
7	3	7	7	7	12	12	12	12	12	12	7	7	3	3	17	33	33
17	4	17	12	12	7	7	7	7	7	7	12	12	33	33	33	28	28
33	5	33	3	3	3	3	3	3	3	3	33	33	7	7	7	12	12
25	6	25	25	25	25	25	33	33	33	33	3	3	28	28	28	25	25
3	7	3	33	33	33	33	28	28	28	28	28	25	25	25	13	13	
67	8	67	67	67	67	67	25	25	25	25	25	12	12	12	67	67	
50	9	50	28	28	28	28	67	13	13	13	13	13	13	13	13	50	50
28	10	28	13	13	13	13	13	67	67	67	67	67	67	67	67	32	32
81	11	81	50	50	50	50	50	50	50	50	50	50	50	50	50	81	81
32	12	32	44	44	44	44	81	81	81	81	32	32	32	32	32	76	76
13	13	13	81	81	81	81	44	32	32	32	81	81	81	81	81	44	44
44	14	44	76	76	76	76	32	44	44	44	44	76	76	76	76	77	77
77	15	77	32	32	32	32	76	76	76	76	76	44	44	44	44	91	91
76	16	76	77	77	77	77	77	77	77	77	77	77	77	77	77		
91	17	91	91	91	91	91	91	91	91	91	91	91	91	91	91		





SPORT
SERVICE



Porsche Carrera Cup Italia Sprint 2

ACI Racing Weekend - Monza

Race 2

Best Sector Times

SECTOR 1			SECTOR 2		SECTOR 3						
Pos	Driver	Time	Driver	Time	Driver	Time	Pos	Driver	Ideal Lap	Best Lap	
1	3 M.DRUDI	35.086	16 M.CAIROLI	37.888	16 M.CAIROLI	38.580	1	16 M.CAIROLI	1:51.609	1:51.733 (1)	
2	16 M.CAIROLI	35.141	3 M.DRUDI	38.346	12 A.ROVERA	38.618	2	3 M.DRUDI	1:52.111	1:52.973 (4)	
3	7 K.GIOVESI	35.227	33 M.GRENIER	38.398	3 M.DRUDI	38.679	3	12 A.ROVERA	1:52.403	1:52.420 (2)	
4	17 E.FULGENZI	35.260	13 O.GAIDAI	38.403	33 M.GRENIER	38.878	4	17 E.FULGENZI	1:52.658	1:52.658 (3)	
5	12 A.ROVERA	35.319	12 A.ROVERA	38.466	17 E.FULGENZI	38.917	5	33 M.GRENIER	1:52.661	1:53.134 (6)	
6	50 G.SOLIERI	35.360	17 E.FULGENZI	38.481	7 K.GIOVESI	38.923	6	7 K.GIOVESI	1:52.755	1:53.222 (7)	
7	33 M.GRENIER	35.385	28 E.SCALVINI	38.578	28 E.SCALVINI	38.959	7	28 E.SCALVINI	1:52.939	1:53.050 (5)	
8	81 M.CASSARA'	35.401	7 K.GIOVESI	38.605	25 D.DI AMATO	38.993	8	13 O.GAIDAI	1:53.074	1:53.508 (9)	
9	28 E.SCALVINI	35.402	25 D.DI AMATO	38.734	32 G.QUARESMINI	39.037	9	25 D.DI AMATO	1:53.183	1:53.418 (8)	
10	25 D.DI AMATO	35.456	32 G.QUARESMINI	38.784	67 A.DE GIACOMI	39.056	10	32 G.QUARESMINI	1:53.308	1:53.869 (12)	
11	32 G.QUARESMINI	35.487	67 A.DE GIACOMI	38.832	13 O.GAIDAI	39.133	11	67 A.DE GIACOMI	1:53.398	1:53.626 (10)	
12	67 A.DE GIACOMI	35.510	81 M.CASSARA'	38.853	50 G.SOLIERI	39.169	12	50 G.SOLIERI	1:53.488	1:53.633 (11)	
13	13 O.GAIDAI	35.538	77 S.ZANINI	38.896	81 M.CASSARA'	39.355	13	81 M.CASSARA'	1:53.609	1:53.923 (13)	
14	76 M.PELLEGRINI	35.737	50 G.SOLIERI	38.959	76 M.PELLEGRINI	39.622	14	77 S.ZANINI	1:54.417	1:54.674 (14)	
15	44 H.KOLLER	35.747	76 M.PELLEGRINI	39.197	44 H.KOLLER	39.691	15	76 M.PELLEGRINI	1:54.556	1:54.822 (15)	
16	77 S.ZANINI	35.770	44 H.KOLLER	39.308	77 S.ZANINI	39.751	16	44 H.KOLLER	1:54.746	1:55.199 (16)	
17	91 WALTER BEN	36.354	91 WALTER BEN	40.101	91 WALTER BEN	41.137	17	91 WALTER BEN	1:57.592	1:57.677 (17)	





SPORT
SERVICE



Porsche Carrera Cup Italia Sprint 2

ACI Racing Weekend - Monza

Race 2


Best Top Speeds

Driver	Team	Top 1		Top 2		Top 3		Top 4		Top 5		Avg
		Kph	Lap	Kph	Lap	Kph	Lap	Kph	Lap	Kph	Lap	
16 Matteo CAIROLI	Ebimotors srl	267.8	12	265.2	13	263.9	10	262.6	8	262.6	2	264,4
12 Alessio ROVERA	Ebimotors srl	267.8	4	267.8	9	267.1	6	267.1	11	266.5	15	267,3
13 Oleksandr GAIDAI	Tsunami RT	267.8	11	265.2	5	262.0	15	261.3	13	260.7	3	263,4
33 Mikael GRENIER	Tsunami RT	267.1	9	264.5	15	263.9	8	263.9	7	260.7	6	264,0
28 Eric SCALVINI	Dinamic Motorsport srl	266.5	11	262.0	5	260.7	7	260.1	10	258.2	9	261,5
17 Enrico FULGENZI	TAM Racing	265.2	4	264.5	5	261.3	3	260.1	7	259.5	2	262,1
81 Marco CASSARA'	Ghinzani Arco Motorsport srl	263.9	13	260.7	8	260.1	12	259.5	3	254.0	14	259,6
67 Alex DE GIACOMI	Dinamic Motorsport srl	262.0	14	256.4	10	255.2	3	254.6	4	251.7	2	256,0
7 Kevin GIOVESI	Ghinzani Arco Motorsport srl	260.7	4	255.2	3	253.4	2	253.4	5	252.8	12	255,1
32 Gianmarco QUARESMINI	Ghinzani Arco Motorsport srl	258.9	14	257.0	11	255.8	15	255.2	13	254.6	12	256,3
76 Marco PELLEGRINI	Dinamic srl	257.6	6	254.6	15	253.4	14	252.3	10	250.5	8	253,7
50 Glauco SOLIERI	Ghinzani Arco Motorsport srl	255.8	3	254.6	6	254.6	4	250.5	10	249.9	15	253,1
25 Daniele DI AMATO	Dinamic Motorsport srl	255.8	13	254.6	12	254.0	3	251.7	11	251.1	6	253,4
3 Mattia DRUDI	Dinamic Motorsport srl	255.8	9	253.4	14	252.8	4	252.3	15	250.5	11	253,0
44 Hans Peter KOLLER	TAM Racing	254.0	2	249.9	15	249.9	9	247.7	11	246.5	7	249,6
91 WALTER BEN	Dinamic srl	253.4	14	251.1	10	249.4	11	248.8	15	248.8	8	250,3
77 Stefano ZANINI	Dinamic srl	253.4	13	251.7	9	250.5	15	250.5	2	249.9	14	251,2





SPORT
S E R V I C E



Porsche Carrera Cup Italia Sprint 2

ACI Racing Weekend - Monza

Race 2

Fastest Lap Sequence

Practice Time	Driver	Team	Car	Class	Time	Kph	Lap
3:45.804	16 Matteo CAIROLI	Ebimotors srl	Porsche Carrera Cup		1:52.475	185.4	2
5:38.230	16 Matteo CAIROLI	Ebimotors srl	Porsche Carrera Cup		1:52.426	185.5	3
7:30.427	16 Matteo CAIROLI	Ebimotors srl	Porsche Carrera Cup		1:52.197	185.9	4
9:22.399	16 Matteo CAIROLI	Ebimotors srl	Porsche Carrera Cup		1:51.972	186.3	5
13:06.363	16 Matteo CAIROLI	Ebimotors srl	Porsche Carrera Cup		1:51.926	186.3	7
16:50.217	16 Matteo CAIROLI	Ebimotors srl	Porsche Carrera Cup		1:51.913	186.3	9
18:41.950	16 Matteo CAIROLI	Ebimotors srl	Porsche Carrera Cup		1:51.733	186.6	10





Porsche Carrera Cup Italia Sprint 2

ACI Racing Weekend - Monza

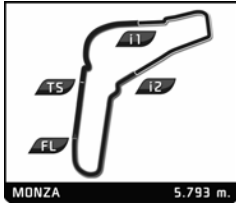
Race 2

Analysis by lap

Lapped

Nr	Lap Time	Gap	Nr	Lap Time	Gap	Nr	Lap Time	Gap	Nr	Lap Time	Gap	Nr	Lap Time	Gap
Lap 1			91	2:00.653	32.939	77	1:55.145	38.001	76	1:54.822	39.191	76	1:56.234	50.200
16	1:53.329		Lap 4			91	1:59.092	54.184	77	1:54.990	47.609	44	1:56.022	50.869
17	1:55.061	1.732	16	1:52.197		Lap 7			91	1:58.355	1'14.477	77	1:55.355	57.870
7	1:55.785	2.456	17	1:52.658	3.647	16	1:51.926		Lap 10			91	1:58.701	1'33.060
12	1:56.125	2.796	12	1:52.420	4.211	17	1:54.115	9.278	16	1:51.733		Lap 13		
3	1:56.439	3.110	7	1:53.702	6.057	12	1:53.803	9.523	17	1:54.085	18.491	16	1:52.322	
25	1:58.378	5.049	3	1:53.326	6.066	7	1:53.514	12.176	7	1:54.333	19.184	3	1:55.036	26.056
33	1:58.933	5.604	25	1:54.513	10.171	3	1:53.593	12.374	12	1:53.878	19.436	17	1:55.158	26.071
67	1:59.179	5.850	33	1:54.464	10.340	33	1:53.208	14.019	33	1:53.999	19.564	33	1:55.078	26.410
28	1:59.369	6.040	67	1:54.149	11.227	28	1:54.001	15.842	3	1:53.688	19.721	7	1:54.908	26.567
13	1:59.774	6.445	28	1:53.831	11.412	25	1:53.962	17.296	28	1:54.085	21.004	28	1:54.862	27.204
50	2:00.648	7.319	13	1:54.026	12.053	13	1:54.267	18.841	25	1:53.582	23.183	25	1:53.418	27.479
44	2:01.269	7.940	50	1:53.989	13.107	67	1:54.219	19.064	13	1:53.808	24.464	12	1:52.912	29.472
81	2:01.703	8.374	44	1:56.093	18.807	50	1:54.299	20.027	67	1:53.751	25.490	13	1:54.377	32.618
76	2:02.216	8.887	81	1:55.937	19.036	81	1:54.173	26.334	50	1:53.633	26.421	67	1:54.431	35.177
32	2:02.928	9.599	76	1:55.130	19.412	32	1:54.056	26.642	32	1:53.990	33.284	50	1:54.611	35.613
77	2:04.322	10.993	32	1:54.638	19.539	44	1:56.306	32.120	81	1:53.981	34.041	32	1:54.040	39.349
91	2:09.060	15.731	77	1:54.674	20.255	76	1:56.115	32.262	76	1:55.252	42.710	81	1:53.976	40.080
Lap 2			91	1:59.073	39.815	77	1:55.407	41.482	44	1:56.233	43.555	76	1:55.048	52.926
16	1:52.475		Lap 5			91	1:59.120	1'01.378	77	1:55.734	51.610	44	1:55.199	53.746
17	1:53.490	2.747	16	1:51.972		Lap 8			91	1:57.677	1'20.421	77	1:55.232	1'00.780
7	1:53.305	3.286	17	1:52.998	4.673	16	1:51.941		Lap 11			91	1:58.473	1'39.211
12	1:52.977	3.298	12	1:52.609	4.848	17	1:55.134	12.471	16	1:51.851		Lap 14		
3	1:53.085	3.720	7	1:53.875	7.960	12	1:55.051	12.633	17	1:53.949	20.589	16	1:52.402	
25	1:53.964	6.538	3	1:54.026	8.120	7	1:53.222	13.457	3	1:52.973	20.843	3	1:53.114	26.768
33	1:53.819	6.948	33	1:53.273	11.641	3	1:53.182	13.615	33	1:53.837	21.550	33	1:54.148	28.156
67	1:54.700	8.075	28	1:53.050	12.490	33	1:53.134	15.212	7	1:55.054	22.387	28	1:55.013	29.815
28	1:55.169	8.734	25	1:54.772	12.971	28	1:53.254	17.155	28	1:54.203	23.356	12	1:53.698	30.768
13	1:55.022	8.992	67	1:54.223	13.478	25	1:54.073	19.428	25	1:53.512	24.844	25	1:59.291	34.368
50	1:54.893	9.737	13	1:53.817	13.898	13	1:53.508	20.408	12	1:59.150	26.735	13	1:56.304	36.520
44	1:55.435	10.900	50	1:54.152	15.287	67	1:54.174	21.297	13	1:56.021	28.634	67	1:55.938	38.713
81	1:55.116	11.015	81	1:54.735	21.799	50	1:54.348	22.434	67	1:56.196	29.835	50	1:56.585	39.796
76	1:55.949	12.361	44	1:55.745	22.580	81	1:54.137	28.530	50	1:55.595	30.165	32	1:54.174	41.121
32	1:55.392	12.516	32	1:55.114	22.681	32	1:53.980	28.681	32	1:54.301	35.734	81	1:56.061	43.739
77	1:56.345	14.863	76	1:56.105	23.545	44	1:55.458	35.637	81	1:54.625	36.815	76	1:55.365	55.889
91	2:01.456	24.712	77	2:06.611	34.894	76	1:55.961	36.282	76	1:55.419	46.278	44	1:56.160	57.504
Lap 3			91	1:59.287	47.130	77	1:54.991	44.532	44	1:55.455	47.159	77	1:55.337	1'03.715
16	1:52.426		Lap 6			91	1:58.598	1'08.035	77	1:55.068	54.827	91	1:58.406	1'45.215
17	1:52.865	3.186	16	1:52.038		Lap 9			91	1:58.101	1'26.671	Lap 15		
12	1:53.116	3.988	17	1:54.454	7.089	16	1:51.913		Lap 12			16	1:52.919	
7	1:53.692	4.552	12	1:54.836	7.646	17	1:55.581	16.139	16	1:52.312		3	1:53.918	27.767
3	1:53.643	4.937	7	1:54.666	10.588	7	1:55.040	16.584	17	1:54.958	23.235	33	1:53.965	29.202
25	1:53.743	7.855	3	1:54.625	10.707	12	1:56.571	17.291	3	1:54.811	23.342	28	1:53.782	30.678
33	1:53.551	8.073	33	1:53.134	12.737	33	1:53.999	17.298	33	1:54.416	23.654	12	1:54.017	31.866
67	1:53.626	9.275	28	1:53.315	13.767	3	1:56.064	17.766	7	1:53.906	23.981	25	1:56.152	37.601
28	1:53.470	9.778	25	1:54.327	15.260	28	1:53.410	18.652	28	1:53.620	24.664	13	1:54.360	37.961
13	1:53.658	10.224	13	1:54.640	16.500	25	1:53.819	21.334	25	1:53.851	26.383	67	1:54.442	40.236
50	1:54.004	11.315	67	1:55.331	16.771	13	1:53.894	22.389	12	1:54.459	28.882	50	1:54.103	40.980
44	1:56.437	14.911	50	1:54.405	17.654	67	1:54.088	23.472	13	1:54.241	30.563	32	1:53.973	42.175
81	1:56.707	15.296	81	1:54.326	24.087	50	1:54.000	24.521	67	1:55.545	33.068	81	1:56.622	47.442
76	1:56.544	16.479	32	1:53.869	24.512	32	1:54.259	31.027	50	1:55.471	33.324	76	1:55.413	58.383
32	1:57.008	17.098	44	1:57.198	27.740	81	1:55.176	31.793	32	1:54.209	37.631	44	1:55.588	1'00.173
77	1:55.341	17.778	76	1:56.566	28.073	44	1:55.331	39.055	81	1:53.923	38.426	77	1:55.845	1'06.641





Porsche Carrera Cup Italia Sprint 2

ACI Racing Weekend - Monza

Race 2

Analysis by lap

■ Lapped

Nr	Lap Time	Gap	Nr	Lap Time	Gap	Nr	Lap Time	Gap	Nr	Lap Time	Gap	Nr	Lap Time	Gap
91	1:58.476	1'50.772												





Porsche Carrera Cup Italia Sprint 2

ACI Racing Weekend - Monza

Race 2

Analysis

Personal Best							Session Best		B Crossing the finish line in pit lane						
Lap	Time	Sector 1	Sector 2	Sector 3	T. Spd	Elapsed	Lap	Time	Sector 1	Sector 2	Sector 3	T. Spd	Elapsed		
3	Mattia DRUDI														
	Dinamic Motorsport srl						Porsche Carrera Cup								
	1	1:56.439	38.053	39.277	39.109	218.3	1:56.439	2	1:55.022	36.048	39.612	39.362	247.1	3:54.796	
	2	1:53.085	35.645	38.673	38.767	248.8	3:49.524	3	1:53.658	35.759	38.766	39.133	260.7	5:48.454	
	3	1:53.643	35.787	39.006	38.850	238.9	5:43.167	4	1:54.026	35.935	38.784	39.307	250.5	7:42.480	
	4	1:53.326	35.473	38.552	39.301	252.8	7:36.493	5	1:53.817	35.783	38.818	39.216	265.2	9:36.297	
	5	1:54.026	35.828	39.071	39.127	245.4	9:30.519	6	1:54.640	35.764	39.651	39.225	246.0	11:30.937	
	6	1:54.625	35.676	39.193	39.756	248.2	11:25.144	7	1:54.267	35.847	39.059	39.361	253.4	13:25.204	
	7	1:53.593	35.722	38.346	39.525	247.1	13:18.737	8	1:53.508	35.807	38.403	39.298	252.3	15:18.712	
	8	1:53.182	35.686	38.657	38.839	245.4	15:11.919	9	1:53.894	35.776	38.670	39.448	255.2	17:12.606	
	9	1:56.064	35.810	40.333	39.921	255.8	17:07.983	10	1:53.808	35.538	38.981	39.289	260.7	19:06.414	
	10	1:53.688	35.907	38.742	39.039	246.5	19:01.671	11	1:56.021	37.253	39.532	39.236	267.8	21:02.435	
	11	1:52.973	35.379	38.915	38.679	250.5	20:54.644	12	1:54.241	35.642	38.899	39.700	259.5	22:56.676	
	12	1:54.811	35.994	38.921	39.896	240.5	22:49.455	13	1:54.377	35.678	39.258	39.441	261.3	24:51.053	
	13	1:55.036	36.078	38.890	40.068	241.6	24:44.491	14	1:56.304	35.906	40.478	39.920	246.0	26:47.357	
	14	1:53.114	35.086	38.954	39.074	253.4	26:37.605	15	1:54.360	35.916	39.045	39.399	262.0	28:41.717	
15	1:53.918	35.541	38.621	39.756	252.3	28:31.523									
7	Kevin GIOVESI														
	Ghinzani Arco Motorsport srl						Porsche Carrera Cup								
	1	1:55.785	37.324	39.346	39.115	213.6	1:55.785	2	1:53.329	36.459	38.234	38.636	209.1	1:53.329	
	2	1:53.305	35.392	38.734	39.179	253.4	3:49.090	3	1:52.475	35.525	38.222	38.728	262.6	3:45.804	
	3	1:53.692	35.918	38.851	38.923	255.2	5:42.782	4	1:52.426	35.480	38.252	38.694	255.8	5:38.230	
	4	1:53.702	35.325	38.699	39.678	260.7	7:36.484	5	1:52.197	35.359	38.144	38.694	258.9	7:30.427	
	5	1:53.875	35.733	39.043	39.099	253.4	9:30.359	6	1:51.972	35.337	38.040	38.595	260.7	9:22.399	
	6	1:54.666	35.512	39.595	39.559	244.3	11:25.025	7	1:52.038	35.413	38.045	38.580	257.6	11:14.437	
	7	1:53.514	35.472	38.605	39.437	249.9	13:18.539	8	1:51.926	35.361	37.966	38.599	261.3	13:06.363	
	8	1:53.222	35.536	38.717	38.969	249.9	15:11.761	9	1:51.941	35.319	37.972	38.650	262.6	14:58.304	
	9	1:55.040	35.689	39.875	39.476	249.4	17:06.801	10	1:51.913	35.322	37.888	38.703	260.7	16:50.217	
	10	1:54.333	35.931	38.795	39.607	250.5	19:01.134	11	1:51.733	35.141	37.896	38.696	263.9	18:41.950	
	11	1:55.054	36.472	39.216	39.366	251.1	20:56.188	12	1:51.851	35.211	37.994	38.646	260.1	20:33.801	
	12	1:53.906	35.227	39.166	39.513	252.8	22:50.094	13	1:52.312	35.375	38.098	38.839	267.8	22:26.113	
	13	1:54.908	36.162	39.412	39.334	227.4	24:45.002	14	1:52.322	35.263	38.325	38.734	265.2	24:18.435	
								15	1:52.402	35.307	37.989	39.106	258.2	26:10.837	
								1:52.919	35.369	38.630	38.920	256.4	28:03.756		
12	Alessio ROVERA														
	Ebmotors srl						Porsche Carrera Cup								
	1	1:56.125	37.700	39.331	39.094	197.3	1:56.125	2	1:55.061	36.829	39.058	39.174	203.6	1:55.061	
	2	1:52.977	35.590	38.530	38.857	260.1	3:49.102	3	1:53.490	35.543	38.772	39.175	259.5	3:48.551	
	3	1:53.116	35.819	38.547	38.750	262.0	5:42.218	4	1:52.865	35.318	38.552	38.995	261.3	5:41.416	
	4	1:52.420	35.319	38.483	38.618	267.8	7:34.638	5	1:52.658	35.260	38.481	38.917	265.2	7:34.074	
	5	1:52.609	35.366	38.483	38.760	265.8	9:27.247	6	1:52.998	35.349	38.609	39.040	264.5	9:27.072	
	6	1:54.836	35.883	39.400	39.553	267.1	11:22.083	7	1:54.454	35.846	39.226	39.382	259.5	11:21.526	
	7	1:53.803	35.539	38.813	39.451	260.1	13:15.886	8	1:54.115	35.704	38.927	39.484	260.1	13:15.641	
	8	1:55.051	36.194	39.655	39.202	262.0	15:10.937	9	1:55.134	36.224	39.527	39.383	243.8	15:10.775	
	9	1:56.571	36.805	39.753	40.013	267.8	17:07.508	10	1:55.581	36.551	39.700	39.330	251.1	17:06.356	
	10	1:53.878	35.789	38.536	39.553	255.8	19:01.386	11	1:54.085	36.005	38.721	39.359	257.0	19:00.441	
	11	1:59.150	40.277	39.052	39.821	267.1	21:00.536	12	1:53.949	35.479	38.965	39.505	258.2	20:54.390	
	12	1:54.459	35.540	39.683	39.236	262.6	22:54.995	13	1:54.958	35.926	39.064	39.968	249.4	22:49.348	
	13	1:52.912	35.534	38.466	38.912	262.0	24:47.907		1:55.158	35.792	39.080	40.286	254.0	24:44.506	
	14	1:53.698	35.386	39.105	39.207	265.2	26:41.605								
15	1:54.017	35.503	39.349	39.165	266.5	28:35.622									
13	Oleksandr GAIDAI														
	Tsunami RT						Porsche Carrera Cup								
	1	1:59.774	40.927	39.666	39.181	223.2	1:59.774	2	1:58.378	39.008	39.307	40.063	212.3	1:58.378	
	3	1:53.964	35.748	38.912	39.304	250.5	3:52.342	3	1:53.743	35.640	39.093	39.010	254.0	5:46.085	
	4	1:54.513	36.203	39.008	39.302	229.4	7:40.598	4	1:54.513	36.203	39.008	39.302	229.4	7:40.598	
5	1:54.772	36.032	38.972	39.768	229.9	9:35.370									
16	Matteo CAIROLI														
	Ebmotors srl						Porsche Carrera Cup								
	1	1:53.329	36.459	38.234	38.636	209.1	1:53.329	2	1:52.475	35.525	38.222	38.728	262.6	3:45.804	
	3	1:52.426	35.480	38.252	38.694	255.8	5:38.230	4	1:52.197	35.359	38.144	38.694	258.9	7:30.427	
	5	1:51.972	35.337	38.040	38.595	260.7	9:22.399	6	1:52.038	35.413	38.045	38.580	257.6	11:14.437	
7	1:51.926	35.361	37.966	38.599	261.3	13:06.363	8	1:51.941	35.319	37.972	38.650	262.6	14:58.304		
9	1:51.913	35.322	37.888	38.703	260.7	16:50.217	10	1:51.733	35.141	37.896	38.696	263.9	18:41.950		
11	1:51.851	35.211	37.994	38.646	260.1	20:33.801	12	1:52.312	35.375	38.098	38.839	267.8	22:26.113		
13	1:52.322	35.263	38.325	38.734	265.2	24:18.435	14	1:52.402	35.307	37.989	39.106	258.2	26:10.837		
15	1:52.919	35.369	38.630	38.920	256.4	28:03.756									
17	Enrico FULGENZI														
	TAM Racing						Porsche Carrera Cup								
	1	1:55.061	36.829	39.058	39.174	203.6	1:55.061	2	1:53.490	35.543	38.772	39.175	259.5	3:48.551	
	3	1:52.865	35.318	38.552	38.995	261.3	5:41.416	4	1:52.658	35.260	38.481	38.917	265.2	7:34.074	
	5	1:52.998	35.349	38.609	39.040	264.5	9:27.072	6	1:54.454	35.846	39.226	39.382	259.5	11:21.526	
	7	1:54.115	35.704	38.927	39.484	260.1	13:15.641	8	1:55.134	36.224	39.527	39.383	243.8	15:10.775	
	9	1:55.581	36.551	39.700	39.330	251.1	17:06.356	10	1:54.085	36.005	38.721	39.359	257.0	19:00.441	
	11	1:53.949	35.479	38.965	39.505	258.2	20:54.390	12	1:54.958	35.926	39.064	39.968	249.4	22:49.348	
	13	1:55.158	35.792	39.080	40.286	254.0	24:44.506								
	25	Daniele DI AMATO													
		Dinamic Motorsport srl						Porsche Carrera Cup							
1		1:58.378	39.008	39.307	40.063	212.3	1:58.378	2	1:53.964	35.748	38.912	39.304	250.5	3:52.342	
3		1:53.743	35.640	39.093	39.010	254.0	5:46.085	4	1:54.513	36.203	39.008	39.302	229.4	7:40.598	
5		1:54.772	36.032	38.972	39.768	229.9	9:35.370								



Porsche Carrera Cup Italia Sprint 2

ACI Racing Weekend - Monza

Race 2

Analysis

Personal Best Session Best B Crossing the finish line in pit lane

Lap	Time	Sector 1	Sector 2	Sector 3	T. Spd	Elapsed	Lap	Time	Sector 1	Sector 2	Sector 3	T. Spd	Elapsed
6	1:54.327	36.137	38.889	39.301	251.1	11:29.697	8	1:53.134	35.610	38.646	38.878	263.9	15:13.516
7	1:53.962	35.848	38.919	39.195	249.9	13:23.659	9	1:53.999	35.385	38.798	39.816	267.1	17:07.515
8	1:54.073	35.493	39.173	39.407	243.2	15:17.732	10	1:53.999	36.187	38.637	39.175	260.1	19:01.514
9	1:53.819	35.712	39.114	38.993	246.5	17:11.551	11	1:53.837	35.487	39.153	39.197	260.7	20:55.351
10	1:53.582	35.601	38.981	39.000	251.1	19:05.133	12	1:54.416	35.633	39.456	39.327	251.1	22:49.767
11	1:53.512	35.603	38.734	39.175	251.7	20:58.645	13	1:55.078	36.032	39.147	39.899	235.3	24:44.845
12	1:53.851	35.530	38.896	39.425	254.6	22:52.496	14	1:54.148	36.131	38.932	39.085	236.9	26:38.993
13	1:53.418	35.456	38.885	39.077	255.8	24:45.914	15	1:53.965	35.537	38.723	39.705	264.5	28:32.958
14	1:59.291	36.310	41.612	41.369	244.3	26:45.205							
15	1:56.152	36.356	39.837	39.959	217.0	28:41.357							

28 Eric SCALVINI

Dinamic Motorsport srl

Porsche Carrera Cup

1	1:59.369	39.506	39.966	39.897	210.7	1:59.369
2	1:55.169	36.257	39.622	39.290	243.2	3:54.538
3	1:53.470	35.659	38.794	39.017	248.8	5:48.008
4	1:53.831	35.587	39.041	39.203	252.3	7:41.839
5	1:53.050	35.402	38.686	38.962	262.0	9:34.889
6	1:53.315	35.778	38.578	38.959	255.2	11:28.204
7	1:54.001	35.982	38.908	39.111	260.7	13:22.205
8	1:53.254	35.515	38.705	39.034	257.6	15:15.459
9	1:53.410	35.574	38.719	39.117	258.2	17:08.869
10	1:54.085	35.478	39.191	39.416	260.1	19:02.954
11	1:54.203	36.005	39.041	39.157	266.5	20:57.157
12	1:53.620	35.489	38.815	39.316	254.0	22:50.777
13	1:54.862	35.876	39.318	39.668	248.8	24:45.639
14	1:55.013	36.289	39.577	39.147	249.9	26:40.652
15	1:53.782	35.402	38.909	39.471	257.0	28:34.434

32 Gianmarco QUARESMINI

Ghinzani Arco Motorsport srl

Porsche Carrera Cup

1	2:02.928	41.594	41.266	40.068	209.1	2:02.928
2	1:55.392	36.191	39.476	39.725	245.4	3:58.320
3	1:57.008	36.568	39.633	40.807	248.8	5:55.328
4	1:54.638	35.949	39.125	39.564	234.3	7:49.966
5	1:55.114	36.241	39.296	39.577	235.3	9:45.080
6	1:53.869	36.048	38.784	39.037	248.8	11:38.949
7	1:54.056	35.913	38.944	39.199	233.3	13:33.005
8	1:53.980	35.520	39.195	39.265	247.1	15:26.985
9	1:54.259	35.815	39.230	39.214	254.6	17:21.244
10	1:53.990	35.824	38.878	39.288	241.6	19:15.234
11	1:54.301	35.671	39.026	39.604	257.0	21:09.535
12	1:54.209	35.792	39.187	39.230	254.6	23:03.744
13	1:54.040	35.487	39.420	39.133	255.2	24:57.784
14	1:54.174	35.639	39.064	39.471	258.9	26:51.958
15	1:53.973	35.600	39.031	39.342	255.8	28:45.931

33 Mikael GRENIER

Tsunami RT

Porsche Carrera Cup

1	1:58.933	39.341	39.463	40.129	212.3	1:58.933
2	1:53.819	36.009	38.730	39.080	244.9	3:52.752
3	1:53.551	35.419	39.203	38.929	249.4	5:46.303
4	1:54.464	36.205	38.983	39.276	255.8	7:40.767
5	1:53.273	35.653	38.398	39.222	252.3	9:34.040
6	1:53.134	35.517	38.517	39.100	260.7	11:27.174
7	1:53.208	35.518	38.582	39.108	263.9	13:20.382

44 Hans Peter KOLLER

TAM Racing

Porsche Carrera Cup

1	2:01.269	41.160	40.214	39.895	214.9	2:01.269
2	1:55.435	35.903	39.393	40.139	254.0	3:56.704
3	1:56.437	36.730	39.724	39.983	227.4	5:53.141
4	1:56.093	36.397	39.702	39.994	244.3	7:49.234
5	1:55.745	36.463	39.591	39.691	234.3	9:44.979
6	1:57.198	36.379	39.900	40.919	237.9	11:42.177
7	1:56.306	36.123	39.713	40.470	246.5	13:38.483
8	1:55.458	36.381	39.378	39.699	245.4	15:33.941
9	1:55.331	35.813	39.411	40.107	249.9	17:29.272
10	1:56.233	36.358	39.683	40.192	243.8	19:25.505
11	1:55.455	35.981	39.499	39.975	247.7	21:20.960
12	1:56.022	35.994	39.964	40.064	240.0	23:16.982
13	1:55.199	35.886	39.308	40.005	241.1	25:12.181
14	1:56.160	35.747	39.729	40.684	245.4	27:08.341
15	1:55.588	35.807	39.596	40.185	249.9	29:03.929

50 Glauco SOLIERI

Ghinzani Arco Motorsport srl

Porsche Carrera Cup


1	2:00.648	40.456	40.530	39.662	211.1	2:00.648
2	1:54.893	35.999	39.401	39.493	242.7	3:55.541
3	1:54.004	35.466	39.295	39.243	255.8	5:49.545
4	1:53.989	35.360	39.010	39.619	254.6	7:43.534
5	1:54.152	35.558	39.066	39.528	244.3	9:37.686
6	1:54.405	35.573	39.297	39.535	254.6	11:32.091
7	1:54.299	35.525	39.438	39.336	242.7	13:26.390
8	1:54.348	35.650	39.278	39.420	240.0	15:20.738
9	1:54.000	35.625	39.206	39.169	249.4	17:14.738
10	1:53.633	35.496	38.959	39.178	250.5	19:08.371
11	1:55.595	35.641	40.355	39.599	246.5	21:03.966
12	1:55.471	36.260	39.727	39.484	238.4	22:59.437
13	1:54.611	35.960	39.357	39.294	234.8	24:54.048
14	1:56.585	35.951	40.486	40.148	238.9	26:50.633
15	1:54.103	35.697	39.067	39.339	249.9	28:44.736

67 Alex DE GIACOMI

Dinamic Motorsport srl

Porsche Carrera Cup

1	1:59.179	38.782	39.423	40.974	212.8	1:59.179
2	1:54.700	36.303	39.120	39.277	251.7	3:53.879
3	1:53.626	35.611	38.896	39.119	255.2	5:47.505
4	1:54.149	35.653	39.175	39.321	254.6	7:41.654
5	1:54.223	35.916	39.251	39.056	236.9	9:35.877
6	1:55.331	36.502	39.544	39.285	251.1	11:31.208
7	1:54.219	35.907	39.075	39.237	237.4	13:25.427
8	1:54.174	35.791	38.948	39.435	230.3	15:19.601
9	1:54.088	35.858	38.832	39.398	250.5	17:13.689



Analysis

81	Marco CASSARA'					
	Ghinzani Arco Motorsport srl			Porsche Carrera Cup		
1	2:01.703	41.428	40.273	40.002	209.9	2:01.703
2	1:55.116	35.866	39.195	40.055	241.6	3:56.819
3	1:56.707	37.708	39.282	39.717	259.5	5:53.526
4	1:55.937	36.159	39.774	40.004	243.2	7:49.463
5	1:54.735	35.929	39.151	39.655	239.5	9:44.198
6	1:54.326	35.785	39.186	39.355	244.3	11:38.524
7	1:54.173	35.806	38.992	39.375	247.1	13:32.697
8	1:54.137	35.644	39.023	39.470	260.7	15:26.834
9	1:55.176	36.285	39.360	39.531	223.2	17:22.010
10	1:53.981	35.548	38.985	39.448	237.9	19:15.991
11	1:54.625	36.003	39.213	39.409	235.3	21:10.616

