

## GT Tour - Imola

30 September 2016 - 02 October 2016

Porsche Carrera Cup France

Autodromo Enzo e Dino Ferrari - Imola (4.909 km)

Free Practice 1


Classification on the best lap

Pos.	No.	Team	Driver	Cat	Cat. pos.	S1	S2	S3	Best Lap	On lap	Gap 1st	Gap Prev	Ideal lap time	Avg.Sp
1	48	Martinet by Alméras	JAMINET Mathieu	A	1	22.410	34.785	48.637	1:45.832	14	-	-	1:45.661	166.9
2	7	Saintéloc	BELTOISE Vincent	A	2	22.353	35.025	49.438	1:46.816	19	0.984	0.984	1:46.631	165.4
3	10	Sébastien Loeb Racing	LATORRE Forian	A	3	22.559	35.090	49.251	1:46.900	20	1.068	0.084	1:46.764	165.3
4	47	Tsunami RT	JOUANNEM Alexandre	A	4	22.553	35.004	49.621	1:47.178	12	1.346	0.278	1:47.108	164.8
5	13	Tsunami RT	GAIDAI Oleksandr	B	1	22.745	35.113	49.412	1:47.270	13	1.438	0.092	1:47.201	164.7
6	9	Sébastien Loeb Racing	DE NARDA Joffrey	A	5	22.599	35.272	49.424	1:47.295	11	1.463	0.025	1:46.951	164.7
7	555	Saintéloc	ANDLAUER Julien	A	6	22.483	35.032	49.893	1:47.408	14	1.576	0.113	1:47.257	164.5
8	11	Sébastien Loeb Racing	LINDLAND Roar	B	2	22.810	35.757	49.802	1:48.369	10	2.537	0.961	1:47.824	163.0
9	911	Sébastien Loeb Racing	LAPIERRE Christophe	B	3	22.810	35.738	49.858	1:48.406	20	2.574	0.037	1:48.187	163.0
10	55	Martinet by Alméras	MISSLIN Nicolas	B	4	23.076	35.558	50.017	1:48.651	14	2.819	0.245	1:48.375	162.6
11	85	Martinet by Alméras	LAURENT Thomas	A	7	22.812	35.951	50.715	1:49.478	4	3.646	0.827	1:49.478	161.4
12	88	SpeedLover	MEULDERS / DESPIE...	B	5	23.566	36.399	50.974	1:50.939	11	5.107	1.461	1:50.669	159.2

Best Lap : 1:45.832 (166.9 km/h), (No.48) JAMINET Mathieu  
 Best Lap Catégorie 'A' : 1:45.832 (166.9 km/h), (No.48) JAMINET Mathieu  
 Best Lap Catégorie 'B' : 1:47.270 (164.7 km/h), (No.13) GAIDAI Oleksandr

Sous réserves de vérifications techniques en cours ou d'incidents d'ordres sportifs

Le Directeur de Course / The Race Director  
René PASCOU



Le Chronométrateur / The Timekeeper  
Sébastien MASCRET



Heure d'affichage / Posting Time 1 octobre 2016 09:56

Heure d'affichage / Posting Time 1 octobre 2016 10:22

## GT Tour - Imola

30 September 2016 - 02 October 2016

**Porsche Carrera Cup France**

*Autodromo Enzo e Dino Ferrari - Imola (4.909 km)*

**Free Practice 1**

**Classification on best sectors**

Pos.	No.	Best S1	In Lap 1	No.	Best S2	In Lap 2	No.	Best S3	In Lap 3	No.	Ideal lap time	Best Lap	Gap
1	7	22.272	18	48	34.721	20	48	48.615	13	48	1:45.661	1:45.832	0.171
2	48	22.325	20	555	34.983	19	10	49.175	14	7	1:46.631	1:46.816	0.185
3	555	22.381	15	9	34.990	16	7	49.334	17	10	1:46.764	1:46.900	0.136
4	47	22.483	13	47	35.004	12	13	49.412	13	9	1:46.951	1:47.295	0.344
5	9	22.537	16	7	35.025	19	9	49.424	11	47	1:47.108	1:47.178	0.070
6	10	22.559	20	10	35.030	15	47	49.621	12	13	1:47.201	1:47.270	0.069
7	11	22.603	16	13	35.094	17	911	49.658	19	555	1:47.257	1:47.408	0.151
8	13	22.695	17	11	35.546	13	11	49.675	9	11	1:47.824	1:48.369	0.545
9	911	22.810	20	55	35.558	14	555	49.893	14	911	1:48.187	1:48.406	0.219
10	85	22.812	4	911	35.719	19	55	49.948	13	55	1:48.375	1:48.651	0.276
11	55	22.869	18	85	35.951	4	85	50.715	4	85	1:49.478	1:49.478	-
12	88	23.321	10	88	36.399	11	88	50.949	17	88	1:50.669	1:50.939	0.270

Perfect lap : 1:45.608

## GT Tour - Imola

30 September 2016 - 02 October 2016

### Porsche Carrera Cup France

Autodromo Enzo e Dino Ferrari - Imola (4.909 km)

#### Free Practice 1

Lap by lap

Laps	Time	S1	S2	S3	Last Lap	T	Laps	Time	S1	S2	S3	Last Lap	T
<b>No. 7, BELTOISE Vincent, Pos. 2</b>							11	09:24:27	22.592	35.483	49.610	Pit In	2
1	09:05:44	32.051	40.071	53.622	5:43.622	5	12	09:30:46	-	35.769	50.995	6:19.235	3
2	09:07:39	24.346	37.026	53.100	1:54.472	7	13	09:32:36	22.747	35.277	51.952	1:49.976	3
3	09:09:30	23.306	36.369	50.961	1:50.636	9	14	09:34:23	22.739	35.425	<b>49.175</b>	1:47.339	3
4	09:11:20	23.231	36.417	50.340	1:49.988	1	15	09:36:10	22.676	<b>35.030</b>	49.325	1:47.031	3
5	09:13:09	22.871	35.816	50.260	1:48.947	1	16	09:37:58	22.931	35.530	49.215	Pit In	3
6	09:14:57	22.755	35.450	50.351	1:48.556	1	17	09:45:34	-	-	-	7:35.784	4
7	09:16:44	22.595	35.357	48.893	Pit In	1	18	09:47:54	26.159	37.053	1:16.890	2:20.102	4
8	09:20:47	-	36.446	50.540	4:03.068	2	19	09:49:42	23.062	35.627	49.619	1:48.308	4
9	09:22:35	22.478	35.457	49.915	1:47.850	2	20	09:51:29	<b>22.559</b>	35.090	49.251	<b>1:46.900</b>	5
10	09:24:23	22.558	35.138	50.130	1:47.826	2	<b>No. 11, LINDLAND Roar, Pos. 8</b>						
11	09:26:15	22.563	38.062	51.540	1:52.165	2	1	09:04:02	35.961	49.062	1:04.252	4:00.770	4
12	09:28:03	22.440	35.217	50.322	1:47.979	2	2	09:06:14	29.500	42.264	1:00.539	2:12.303	6
13	09:29:51	22.465	36.037	49.308	Pit In	2	3	09:08:29	29.295	45.778	59.461	2:14.534	8
14	09:36:01	-	38.186	51.603	6:09.964	3	4	09:10:22	23.666	38.484	51.143	1:53.293	1
15	09:37:50	23.194	35.562	50.449	1:49.205	3	5	09:12:14	23.593	38.362	49.867	Pit In	1
16	09:39:38	22.652	35.921	49.823	1:48.396	3	6	09:20:33	-	44.103	53.180	8:19.668	2
17	09:41:25	22.482	35.098	<b>49.334</b>	1:46.914	4	7	09:22:25	23.498	36.563	51.231	1:51.292	2
18	09:43:13	<b>22.272</b>	35.292	50.084	1:47.648	4	8	09:24:14	23.198	36.025	50.306	1:49.529	2
19	09:45:00	22.353	<b>35.025</b>	49.438	<b>1:46.816</b>	4	9	09:26:02	22.889	35.858	<b>49.675</b>	1:48.422	2
20	09:47:39	-	-	-	2:39.588	4	10	09:27:51	22.810	35.757	49.802	<b>1:48.369</b>	2
21	09:49:30	24.781	35.821	50.284	1:50.886	4	11	09:29:40	23.051	35.783	49.909	1:48.743	2
22	09:51:19	22.508	35.118	51.023	1:48.649	5	12	09:31:28	22.695	35.895	50.208	1:48.798	3
<b>No. 9, DE NARDA Joffrey, Pos. 6</b>							13	09:33:17	22.859	<b>35.546</b>	50.163	1:48.568	3
1	09:02:25	30.055	41.013	59.305	2:23.875	2	14	09:35:08	22.869	35.684	52.108	Pit In	3
2	09:04:20	23.767	36.551	55.146	1:55.464	4	15	09:43:15	-	36.484	50.362	8:07.585	4
3	09:06:09	23.016	35.839	50.383	1:49.238	6	16	09:45:04	<b>22.603</b>	36.514	49.842	1:48.959	4
4	09:08:03	22.718	36.168	54.760	1:53.646	8	17	09:47:38	26.427	47.312	1:19.769	Pit In	4
5	09:09:51	22.748	35.338	49.699	1:47.785	9	18	09:51:11	-	36.244	50.088	3:32.827	5
6	09:11:42	23.197	38.378	49.800	Pit In	1	<b>No. 13, GAIDAI Oleksandr, Pos. 5</b>						
7	09:18:22	-	40.677	55.805	6:39.428	1	1	09:02:08	28.567	40.557	53.733	2:07.116	2
8	09:20:10	22.964	35.723	49.702	1:48.389	2	2	09:03:59	23.942	36.394	51.003	1:51.339	3
9	09:21:58	22.563	35.297	50.244	1:48.104	2	3	09:05:48	23.054	35.906	49.810	1:48.770	5
10	09:23:46	22.632	35.221	49.540	1:47.393	2	4	09:07:38	22.994	35.672	50.869	1:49.535	7
11	09:25:33	22.599	35.272	<b>49.424</b>	<b>1:47.295</b>	2	5	09:09:26	22.998	35.519	49.768	1:48.285	9
12	09:27:18	22.730	35.462	46.407	Pit In	2	6	09:11:16	22.913	35.645	50.780	Pit In	1
13	09:38:37	-	35.689	50.283	11:19.516	3	7	09:17:21	-	42.091	1:04.004	6:05.789	1
14	09:40:24	22.684	35.171	49.583	1:47.438	4	8	09:19:11	22.991	35.643	51.364	1:49.998	1
15	09:42:12	22.648	35.193	49.743	1:47.584	4	9	09:20:59	22.898	35.436	49.999	1:48.333	2
16	09:44:17	<b>22.537</b>	<b>34.990</b>	1:07.392	2:04.919	4	10	09:22:48	23.063	35.591	50.046	1:48.700	2
17	09:46:14	24.046	36.297	56.158	Pit In	4	11	09:24:36	22.773	35.559	49.694	1:48.026	2
<b>No. 10, LATORRE Forian, Pos. 3</b>							12	09:26:24	22.784	35.452	49.601	1:47.837	2
1	09:02:14	30.854	40.204	53.116	2:13.312	2	13	09:28:11	22.745	35.113	<b>49.412</b>	<b>1:47.270</b>	2
2	09:04:04	23.666	36.415	50.173	1:50.254	4	14	09:30:05	24.107	37.358	51.789	Pit In	3
3	09:05:57	24.527	35.615	52.475	1:52.617	5	15	09:40:14	-	37.896	51.905	10:09.660	4
4	09:07:45	22.760	35.284	49.815	1:47.859	7	16	09:42:02	22.946	35.633	49.788	1:48.367	4
5	09:09:33	22.960	35.355	49.452	1:47.767	9	17	09:44:23	<b>22.695</b>	<b>35.094</b>	1:22.900	2:20.689	4
6	09:11:24	22.661	37.045	51.320	Pit In	1	18	09:47:35	24.282	42.280	2:05.034	Pit In	4
7	09:17:16	-	40.119	52.311	5:51.884	1							
8	09:19:04	23.082	35.605	49.846	1:48.533	1							
9	09:20:52	22.786	35.395	49.413	1:47.594	2							
10	09:22:39	22.604	35.181	49.443	1:47.228	2							



## GT Tour - Imola

30 September 2016 - 02 October 2016

### Porsche Carrera Cup France

Autodromo Enzo e Dino Ferrari - Imola (4.909 km)

#### Free Practice 1

Lap by lap

Laps	Time	S1	S2	S3	Last Lap	T	Laps	Time	S1	S2	S3	Last Lap	T
<b>No. 47, JOUANNEM Alexandre, Pos. 4</b>							16	09:38:39	-	39.217	53.675	4:52.660	3
1	09:02:23	29.759	40.493	1:00.030	2:21.857	2	17	09:40:29	23.145	35.924	50.833	1:49.902	4
2	09:04:16	24.584	36.854	51.471	1:52.909	4	18	09:42:19	22.869	35.676	51.447	1:49.992	4
3	09:06:11	23.025	35.983	56.069	1:55.077	6	19	09:44:12	23.068	36.185	53.707	1:52.960	4
4	09:07:59	22.937	35.368	50.207	1:48.512	7	20	09:49:26	3:30.184	44.621	59.135	Pit In	4
5	09:09:47	22.556	35.264	49.741	1:47.561	9							
6	09:11:36	22.534	36.802	50.186	1:49.522	1	<b>No. 85, LAURENT Thomas, Pos. 11</b>						
7	09:13:25	22.551	35.402	50.802	1:48.755	1	1	09:02:54	27.505	39.007	53.124	2:53.488	2
8	09:15:13	22.683	36.723	48.261	Pit In	1	2	09:04:46	23.778	36.660	51.093	1:51.531	4
9	09:19:53	-	36.247	53.595	4:40.065	1	3	09:06:37	24.277	36.206	50.969	1:51.452	6
10	09:21:40	22.638	35.372	49.629	1:47.639	2	4	09:08:27	22.812	35.951	50.715	1:49.478	8
11	09:23:38	22.616	40.380	54.761	1:57.757	2	5	-	22.819	-	-	-	-
12	09:25:25	22.553	35.004	49.621	1:47.178	2							
13	09:27:35	22.483	48.712	58.598	Pit In	2	<b>No. 88, MEULDERS / DESPIERT, Pos. 12</b>						
<b>No. 48, JAMINET Mathieu, Pos. 1</b>							1	09:05:32	32.150	46.496	58.719	5:30.723	5
1	09:02:47	32.120	45.687	54.616	2:46.504	2	2	09:07:32	26.210	40.453	53.624	2:00.287	7
2	09:04:37	23.638	36.163	49.986	1:49.787	4	3	09:09:30	25.262	39.621	52.806	1:57.689	9
3	09:06:25	22.943	35.390	49.142	1:47.475	6	4	09:11:24	24.284	37.693	52.189	1:54.166	1
4	09:08:16	22.800	35.598	52.769	1:51.167	8	5	09:13:18	24.018	37.482	52.348	1:53.848	1
5	09:10:03	22.795	34.943	49.540	1:47.278	1	6	09:15:10	23.805	37.107	51.599	1:52.511	1
6	09:11:51	22.688	36.087	48.957	1:47.732	1	7	09:17:04	23.359	37.073	52.588	Pit In	1
7	09:13:36	22.721	35.187	46.939	Pit In	1	8	09:21:27	-	38.391	51.771	4:24.240	2
8	09:18:30	-	36.047	50.589	4:54.512	1	9	09:23:20	23.854	37.060	51.431	1:52.345	2
9	09:20:17	22.993	34.919	48.860	1:46.772	2	10	09:25:11	23.321	36.803	51.507	1:51.631	2
10	09:22:08	22.546	37.453	51.531	1:51.530	2	11	09:27:02	23.566	36.399	50.974	1:50.939	2
11	09:23:55	22.467	35.155	48.984	1:46.606	2	12	09:28:54	23.458	36.490	51.461	1:51.409	2
12	09:25:41	22.473	34.772	48.965	1:46.210	2	13	09:30:46	24.009	36.608	51.378	1:51.995	3
13	09:27:27	22.424	34.908	48.615	1:45.947	2	14	09:32:38	24.290	36.849	51.601	1:52.740	3
14	09:29:13	22.410	34.785	48.637	1:45.832	2	15	09:34:30	23.749	36.740	51.355	1:51.844	3
15	09:30:58	22.473	35.048	46.663	Pit In	3	16	09:36:22	23.423	37.224	51.297	1:51.944	3
16	09:36:46	-	42.238	54.228	5:49.019	3	17	09:38:14	23.656	36.774	50.949	1:51.379	3
17	09:38:33	22.965	35.073	48.988	1:47.026	3	18	09:40:05	23.441	36.580	51.605	1:51.626	4
18	09:40:19	22.538	34.789	48.651	1:45.978	4	19	09:41:57	23.568	36.710	51.713	1:51.991	4
19	09:42:05	22.358	34.863	48.696	1:45.917	4	20	09:43:49	23.446	36.933	51.486	1:51.865	4
20	09:43:56	22.325	34.721	53.311	1:50.357	4	21	09:45:45	23.376	36.693	55.834	Pit In	4
21	09:45:47	22.452	34.784	53.570	Pit In	4	<b>No. 555, ANDLAUER Julien, Pos. 7</b>						
<b>No. 55, MISSLIN Nicolas, Pos. 10</b>							1	09:04:33	37.180	43.129	55.353	4:31.902	4
1	09:03:33	34.789	42.925	57.037	3:31.823	3	2	09:06:28	24.063	37.069	54.047	1:55.179	6
2	09:05:28	24.542	37.686	53.054	1:55.282	5	3	09:08:19	23.264	36.314	51.193	1:50.771	8
3	09:07:20	23.821	36.499	52.131	1:52.451	7	4	09:10:08	22.879	35.672	50.913	1:49.464	1
4	09:09:11	23.574	36.251	50.729	1:50.554	9	5	09:12:00	24.972	36.386	50.492	1:51.850	1
5	09:11:02	23.224	36.596	50.839	1:50.659	1	6	09:13:50	23.491	35.818	50.751	1:50.060	1
6	09:12:52	23.445	36.091	50.854	1:50.390	1	7	09:15:40	23.089	35.740	50.714	1:49.543	1
7	09:14:42	23.279	35.830	50.394	1:49.503	1	8	09:17:29	22.753	35.570	50.736	1:49.059	1
8	09:16:33	24.236	36.984	50.645	Pit In	1	9	09:19:18	22.781	35.521	51.004	1:49.306	1
9	09:22:51	-	36.692	50.537	6:17.129	2	10	09:21:06	22.774	35.802	49.472	Pit In	2
10	09:24:40	23.067	35.629	50.385	1:49.081	2	11	09:33:24	-	38.496	53.024	12:17.875	3
11	09:26:29	23.036	36.061	50.479	1:49.576	2	12	09:35:14	23.692	35.494	50.634	1:49.820	3
12	09:28:19	23.141	35.821	51.107	1:50.069	2	13	09:37:01	22.651	35.187	49.911	1:47.749	3
13	09:30:08	23.066	35.735	49.948	1:48.749	3	14	09:38:49	22.483	35.032	49.893	1:47.408	3
14	09:31:57	23.076	35.558	50.017	1:48.651	3	15	09:41:06	22.381	48.369	1:06.182	Pit In	4
15	09:33:46	23.232	36.415	49.791	Pit In	3	16	09:45:49	-	-	-	4:42.772	4
							17	09:48:03	34.363	39.080	1:00.474	2:13.917	4

## GT Tour - Imola

30 September 2016 - 02 October 2016

### Porsche Carrera Cup France

Autodromo Enzo e Dino Ferrari - Imola (4.909 km)

### Free Practice 1

Lap by lap

Laps	Time	S1	S2	S3	Last Lap	T	Laps	Time	S1	S2	S3	Last Lap	T
------	------	----	----	----	----------	---	------	------	----	----	----	----------	---

#### No. 555, ANDLAUER Julien, Pos. 7

14	09:38:49	22.483	35.032	49.893	1:47.408	3
15	09:41:06	22.381	48.369	1:06.182	Pit In	4
16	09:45:49	-	-	-	4:42.772	4
17	09:48:03	34.363	39.080	1:00.474	2:13.917	4
18	09:49:50	22.716	35.187	49.907	1:47.810	4
19	09:51:38	22.510	34.983	49.993	1:47.486	5

#### No. 911, LAPIERRE Christophe, Pos. 9

1	09:02:26	29.547	42.256	57.094	2:25.514	2
2	09:04:23	26.198	38.239	52.361	1:56.798	4
3	09:06:16	24.838	37.054	51.028	1:52.920	6
4	09:08:09	25.855	36.513	50.948	1:53.316	8
5	09:10:00	23.381	36.511	50.752	1:50.644	9
6	09:11:50	23.184	36.283	50.463	1:49.930	1
7	09:13:41	23.535	36.960	50.802	1:51.297	1
8	09:15:40	23.389	36.963	58.040	Pit In	1
9	09:20:41	-	37.299	51.128	5:01.210	2
10	09:22:31	23.388	36.164	50.465	1:50.017	2
11	09:24:20	23.020	35.922	49.998	1:48.940	2
12	09:26:09	23.002	35.923	49.804	1:48.729	2
13	09:27:58	23.109	35.904	49.979	1:48.992	2
14	09:29:46	23.033	35.792	49.963	1:48.788	2
15	09:31:35	23.076	35.906	50.140	1:49.122	3
16	09:33:36	23.169	38.495	58.173	Pit In	3
17	09:39:40	-	39.520	53.573	6:04.427	3
18	09:41:31	24.981	35.854	50.222	1:51.057	4
19	09:43:19	23.119	35.719	49.658	1:48.496	4
20	09:45:08	22.810	35.738	49.858	1:48.406	4
21	09:47:41	23.478	48.299	1:20.888	Pit In	4

## GT Tour - Imola

30 September 2016 - 02 October 2016

Porsche Carrera Cup France

Autodromo Enzo e Dino Ferrari - Imola (4.909 km)

Free Practice 2

Classification on the best lap

Pos.	No.	Team	Driver	Cat	Cat. pos.	S1	S2	S3	Best Lap	On lap	Gap 1st	Gap Prev	Ideal lap time	Avg.Sp
1	10	Sébastien Loeb Racing	LATORRE Forian	A	1	22.584	34.758	48.793	1:46.135	15	-	-	1:45.967	166.5
2	48	Martinet by Alméras	JAMINET Mathieu	A	2	22.559	34.871	48.933	1:46.363	10	0.228	0.228	1:46.051	166.1
3	9	Sébastien Loeb Racing	DE NARDA Joffrey	A	3	22.559	34.892	49.189	1:46.640	16	0.505	0.277	1:46.445	165.7
4	47	Tsunami RT	JOUANNEM Alexandre	A	4	22.517	34.890	49.279	1:46.686	19	0.551	0.046	1:46.648	165.6
5	7	Saintéloc	BELTOISE Vincent	A	5	22.432	35.047	49.298	1:46.777	19	0.642	0.091	1:46.579	165.5
6	555	Saintéloc	ANDLAUER Julien	A	6	22.518	34.994	49.623	1:47.135	16	1.000	0.358	1:47.062	164.9
7	11	Sébastien Loeb Racing	LINDLAND Roar	B	1	22.694	35.100	49.406	1:47.200	21	1.065	0.065	1:47.200	164.8
8	85	Martinet by Alméras	LAURENT Thomas	A	7	22.637	35.030	49.769	1:47.436	20	1.301	0.236	1:47.436	164.4
9	911	Sébastien Loeb Racing	LAPIERRE Christophe	B	2	22.857	35.349	49.579	1:47.785	21	1.650	0.349	1:47.744	163.9
10	55	Martinet by Alméras	MISSLIN Nicolas	B	3	22.862	35.405	49.685	1:47.952	16	1.817	0.167	1:47.764	163.7
11	13	Tsunami RT	GAIDAI Oleksandr	B	4	22.744	35.256	50.064	1:48.064	20	1.929	0.112	1:47.869	163.5
12	88	SpeedLover	MEULDERS / DESPIE...	B	5	23.188	36.369	51.038	1:50.595	19	4.460	2.531	1:50.445	159.7


Best Lap : 1:46.135 (166.5 km/h), (No.10) LATORRE Forian

Best Lap Catégorie 'A' : 1:46.135 (166.5 km/h), (No.10) LATORRE Forian


Best Lap Catégorie 'B' : 1:47.200 (164.8 km/h), (No.11) LINDLAND Roar

Sous réserves de vérifications techniques en cours ou d'incidents d'ordres sportifs

Le Directeur de Course / The Race Director  
René PASCOU



Le Chronométrateur / The Timekeeper  
Sébastien MASCRET



13:32

Heure d'affichage / Posting Time 1 octobre 2016 13:32

## GT Tour - Imola

30 September 2016 - 02 October 2016

**Porsche Carrera Cup France**

*Autodromo Enzo e Dino Ferrari - Imola (4.909 km)*

**Free Practice 2**

**Classification on best sectors**

Pos.	No.	Best S1	In Lap 1	No.	Best S2	In Lap 2	No.	Best S3	In Lap 3	No.	Ideal lap time	Best Lap	Gap
1	9	22.369	17	10	34.724	16	10	48.793	15	10	1:45.967	1:46.135	0.168
2	7	22.432	19	48	34.804	12	48	48.813	11	48	1:46.051	1:46.363	0.312
3	48	22.434	5	7	34.849	15	9	49.189	16	9	1:46.445	1:46.640	0.195
4	10	22.450	16	9	34.887	17	47	49.279	19	7	1:46.579	1:46.777	0.198
5	555	22.476	14	47	34.890	19	7	49.298	19	47	1:46.648	1:46.686	0.038
6	47	22.479	20	555	34.963	15	11	49.406	21	555	1:47.062	1:47.135	0.073
7	85	22.637	20	85	35.030	20	911	49.538	20	11	1:47.200	1:47.200	-
8	11	22.694	21	11	35.100	21	555	49.623	16	85	1:47.436	1:47.436	-
9	13	22.744	20	13	35.231	19	55	49.685	16	911	1:47.744	1:47.785	0.041
10	55	22.791	17	55	35.288	17	85	49.769	20	55	1:47.764	1:47.952	0.188
11	911	22.857	21	911	35.349	21	13	49.894	18	13	1:47.869	1:48.064	0.195
12	88	23.038	20	88	36.369	19	88	51.038	19	88	1:50.445	1:50.595	0.150

Perfect lap : 1:45.886



## GT Tour - Imola

30 September 2016 - 02 October 2016

### Porsche Carrera Cup France

Autodromo Enzo e Dino Ferrari - Imola (4.909 km)

### Free Practice 2

Lap by lap

Laps	Time	S1	S2	S3	Last Lap	T	Laps	Time	S1	S2	S3	Last Lap	T
<b>No. 7, BELTOISE Vincent, Pos. 5</b>							9	12:52:51	23.063	35.526	50.328	Pit In	1
1	12:35:43	33.187	41.292	58.814	2:42.715	2	10	12:57:55	-	35.451	49.648	5:04.198	2
2	12:37:33	23.248	36.240	50.941	1:50.429	4	11	12:59:41	22.578	34.966	49.175	1:46.719	2
3	12:39:22	22.824	35.607	50.375	1:48.806	6	12	13:01:34	-	-	-	Pit In	2
4	12:41:10	22.544	35.340	50.001	1:47.885	8	13	13:11:09	-	45.737	50.655	9:35.019	3
5	12:43:03	22.461	36.072	54.422	1:52.955	1	14	13:12:56	23.071	35.083	49.375	1:47.529	3
6	12:44:59	27.428	39.118	50.183	1:56.729	1	15	13:14:43	22.584	34.758	48.793	1:46.135	4
7	12:46:47	22.605	35.298	49.758	1:47.661	1	16	13:23:17	22.450	34.724	7:37.292	Pit In	5
8	12:48:35	22.623	35.150	49.721	1:47.494	1	<b>No. 11, LINDLAND Roar, Pos. 7</b>						
9	12:50:25	22.660	35.297	52.318	1:50.275	1	1	12:35:30	32.781	43.487	56.982	2:30.423	2
10	12:52:13	22.571	35.333	49.995	1:47.899	1	2	12:37:19	23.195	36.058	49.779	1:49.032	4
11	12:54:00	22.514	35.138	49.923	1:47.575	2	3	12:39:08	22.865	35.667	50.313	1:48.845	6
12	12:55:46	22.639	35.262	47.099	Pit In	2	4	12:40:57	22.879	35.533	50.131	1:48.543	7
13	13:03:07	-	37.157	51.130	7:21.265	3	5	12:42:56	25.055	40.019	53.750	1:58.824	9
14	13:04:54	22.692	35.100	49.625	1:47.417	3	6	12:44:46	23.131	35.860	51.283	Pit In	1
15	13:06:41	22.541	34.849	49.476	1:46.866	3	7	12:49:59	-	36.324	50.329	5:13.046	1
16	13:08:33	22.472	39.523	50.431	1:52.426	3	8	12:51:47	22.968	35.441	49.506	1:47.915	1
17	13:10:23	22.501	37.186	49.542	Pit In	3	9	12:53:35	22.871	35.466	50.205	1:48.542	2
18	13:14:47	-	36.330	50.282	4:24.990	4	10	12:55:24	22.838	35.575	50.096	1:48.509	2
19	13:16:34	22.432	35.047	49.298	1:46.777	4	11	12:57:12	22.921	35.553	49.888	1:48.362	2
20	13:18:57	27.893	53.474	1:01.528	2:22.895	4	12	12:59:07	22.794	37.460	53.761	Pit In	2
21	13:20:45	22.630	35.825	49.536	1:47.991	4	13	13:04:48	-	37.197	50.155	5:42.255	3
22	13:22:34	22.458	35.182	51.195	1:48.835	4	14	13:06:37	22.944	35.971	49.854	1:48.769	3
23	13:24:21	22.630	35.067	49.459	1:47.156	5	15	13:08:25	22.850	35.436	49.601	1:47.887	3
<b>No. 9, DE NARDA Joffrey, Pos. 3</b>							16	13:10:13	22.805	35.412	49.601	1:47.818	3
1	12:35:22	28.770	39.733	55.061	2:21.762	2	17	13:12:00	22.787	35.678	47.848	Pit In	3
2	12:37:35	25.001	41.555	1:06.743	2:13.299	4	18	13:17:46	-	-	-	5:46.427	4
3	12:39:25	22.959	35.432	51.802	1:50.193	6	19	13:19:43	29.107	37.986	49.856	1:56.949	4
4	12:41:13	22.666	35.348	49.515	1:47.529	8	20	13:21:30	22.712	35.255	49.502	1:47.469	4
5	12:43:00	22.522	35.248	49.630	1:47.400	1	21	13:23:17	22.694	35.100	49.406	1:47.200	5
6	12:44:51	22.666	35.225	52.634	1:50.525	1	<b>No. 13, GAIDAI Oleksandr, Pos. 11</b>						
7	12:46:38	22.707	36.168	48.105	Pit In	1	1	12:35:25	34.447	43.165	59.778	2:25.032	2
8	12:51:34	-	36.087	50.031	4:56.206	1	2	12:37:16	23.820	36.262	50.867	1:50.949	4
9	12:53:23	22.864	35.166	51.717	1:49.747	2	3	12:39:12	23.260	35.704	57.556	1:56.520	6
10	12:55:11	22.668	35.001	49.501	1:47.170	2	4	12:41:04	23.147	37.769	50.890	1:51.806	8
11	12:56:58	22.561	35.245	49.768	1:47.574	2	5	12:42:53	22.964	35.564	50.498	1:49.026	9
12	12:58:46	22.544	35.068	49.745	1:47.357	2	6	12:44:51	23.051	35.808	59.022	Pit In	1
13	13:00:34	-	-	-	Pit In	2	7	12:50:57	-	36.167	50.834	6:06.093	1
14	13:16:42	-	-	-	16:07.210	4	8	12:52:47	23.169	35.523	51.014	1:49.706	1
15	13:19:00	25.633	52.242	1:00.950	2:18.825	4	9	12:54:37	23.011	36.132	50.675	1:49.818	2
16	13:20:47	22.559	34.892	49.189	1:46.640	4	10	12:56:31	23.047	36.729	55.029	1:54.805	2
17	13:22:34	22.369	34.887	49.559	1:46.815	4	11	12:58:21	23.073	35.944	50.292	1:49.309	2
18	13:24:24	23.955	37.669	48.752	Pit In	5	12	13:00:10	-	-	-	1:49.167	2
<b>No. 10, LATORRE Forian, Pos. 1</b>							13	13:02:19	27.558	45.983	55.041	Pit In	2
1	12:35:27	38.186	45.053	58.326	2:26.920	2	14	13:12:25	-	36.351	50.478	10:06.522	3
2	12:37:30	24.631	39.658	58.997	2:03.286	4	15	13:14:24	23.156	43.299	52.270	1:58.725	4
3	12:39:23	23.269	37.167	52.401	1:52.837	6	16	13:16:13	23.218	35.837	50.085	1:49.140	4
4	12:41:11	22.649	35.273	49.677	1:47.599	8	17	13:18:25	22.856	40.748	1:08.976	2:12.580	4
5	12:42:57	22.591	35.457	48.474	Pit In	9	18	13:20:15	23.287	35.813	49.894	1:48.994	4
6	12:47:27	-	35.751	49.557	4:30.222	1	19	13:22:03	22.881	35.231	50.037	1:48.149	4
7	12:49:15	22.816	35.073	49.421	1:47.310	1	20	13:23:51	22.744	35.256	50.064	1:48.064	5
8	12:51:02	22.814	35.028	49.240	1:47.082	1							



## GT Tour - Imola

30 September 2016 - 02 October 2016

### Porsche Carrera Cup France

Autodromo Enzo e Dino Ferrari - Imola (4.909 km)

#### Free Practice 2

Lap by lap

Laps	Time	S1	S2	S3	Last Lap	T	Laps	Time	S1	S2	S3	Last Lap	T
No. 13, GAIDAI Oleksandr, Pos. 11							13	13:00:56	-	-	-	Pit In	2
18	13:20:15	23.287	35.813	49.894	1:48.994	4	14	13:09:32	-	36.507	57.838	8:35.810	3
19	13:22:03	22.881	35.231	50.037	1:48.149	4	15	13:11:20	23.030	35.530	49.761	1:48.321	3
20	13:23:51	22.744	35.256	50.064	1:48.064	5	16	13:13:08	22.862	35.405	49.685	1:47.952	4
No. 47, JOUANNEM Alexandre, Pos. 4							17	13:14:56	22.791	35.288	50.331	1:48.410	4
No. 85, LAURENT Thomas, Pos. 8							18	13:16:45	-	-	-	1:48.559	4
1	12:35:36	32.863	42.573	1:00.201	2:35.779	2	19	13:19:07	28.176	52.388	1:02.062	2:22.626	4
2	12:37:25	22.946	35.837	50.500	1:49.283	4	20	13:20:56	22.961	35.544	50.087	1:48.592	4
3	12:39:13	22.770	35.530	50.149	1:48.449	6	21	13:22:44	22.848	35.381	49.899	1:48.128	4
4	12:41:00	22.798	35.704	47.617	Pit In	7	22	13:24:32	22.800	35.459	49.736	1:47.995	5
5	12:47:07	-	49.123	1:08.132	6:07.522	1							
6	12:48:55	22.896	35.335	50.260	1:48.491	1							
7	12:50:48	22.576	35.116	54.750	Pit In	1	1	12:35:44	31.566	41.345	59.085	2:44.188	2
8	12:58:43	-	43.531	50.515	7:55.123	2	2	12:37:36	23.906	36.619	51.551	1:52.076	4
9	13:00:36	-	-	-	1:53.109	2	3	12:39:26	23.391	36.011	50.683	1:50.085	6
10	13:02:55	35.246	51.948	51.755	2:18.949	2	4	12:41:15	22.989	35.483	50.326	1:48.798	8
11	13:04:43	22.661	35.303	49.779	1:47.743	3	5	12:43:04	22.821	35.363	50.644	1:48.828	1
12	13:06:30	22.664	34.994	49.892	1:47.550	3	6	12:44:53	23.347	35.331	50.735	1:49.413	1
13	13:08:16	22.600	35.059	47.847	Pit In	3	7	12:46:42	22.853	35.627	50.401	1:48.881	1
14	13:13:19	-	35.798	50.987	5:02.770	4	8	12:48:29	22.837	35.573	47.931	Pit In	1
15	13:15:06	22.554	35.092	49.746	1:47.392	4	9	12:55:50	-	37.701	53.633	7:21.229	2
16	13:17:03	-	-	-	1:56.556	4	10	12:57:39	23.351	35.752	50.389	1:49.492	2
17	13:19:21	32.127	48.642	57.234	2:18.003	4	11	12:59:27	22.811	35.126	50.028	1:47.965	2
18	13:21:08	22.534	35.274	49.806	1:47.614	4	12	13:01:23	-	-	-	1:56.297	2
19	13:22:55	22.517	34.890	49.279	1:46.686	4	13	13:03:15	24.151	37.048	50.335	1:51.534	3
20	13:24:59	22.479	35.088	1:06.649	Pit In	5	14	13:05:03	22.741	35.232	50.298	1:48.271	3
No. 48, JAMINET Mathieu, Pos. 2							15	13:06:52	22.815	35.352	50.343	1:48.510	3
1	12:35:17	29.932	41.340	54.301	2:17.574	2	16	13:08:42	22.809	35.308	51.965	Pit In	3
2	12:37:05	22.932	35.400	49.418	1:47.750	4	17	13:18:31	-	39.240	1:12.148	9:49.448	4
3	12:38:52	22.552	34.983	48.933	1:46.468	5	18	13:20:21	23.837	35.276	50.366	1:49.479	4
4	12:40:40	22.551	35.101	50.888	1:48.540	7	19	13:22:09	22.735	35.055	50.050	1:47.840	4
5	12:42:27	22.434	35.378	49.067	1:46.879	9	20	13:23:56	22.637	35.030	49.769	1:47.436	5
6	12:44:14	22.488	34.905	49.120	1:46.513	1	No. 88, MEULDERS / DESPIERT, Pos. 12						
7	12:45:58	22.620	35.384	46.608	Pit In	1	1	12:35:40	31.569	44.232	59.079	2:40.044	2
8	12:52:45	-	40.692	50.784	6:46.394	1	2	12:37:38	24.795	39.662	53.572	1:58.029	4
9	12:54:31	22.670	35.068	49.053	1:46.791	2	3	12:39:31	23.774	37.325	51.740	1:52.839	6
10	12:56:18	22.559	34.871	48.933	1:46.363	2	4	12:41:23	23.327	37.057	51.617	1:52.001	8
11	12:58:04	22.711	34.976	48.813	1:46.500	2	5	12:43:16	23.943	37.567	51.485	Pit In	1
12	13:04:11	22.574	34.804	5:08.924	Pit In	3	6	12:46:46	-	40.352	55.217	3:30.589	1
No. 55, MISLIN Nicolas, Pos. 10							7	12:48:42	25.590	38.118	52.173	1:55.881	1
1	12:35:18	29.289	41.175	53.591	2:18.176	2	8	12:50:34	23.535	36.942	51.747	1:52.224	1
2	12:37:09	23.210	36.081	52.134	1:51.425	4	9	12:52:29	24.937	37.762	51.573	1:54.272	1
3	12:38:59	23.207	35.805	50.647	1:49.659	5	10	12:54:21	23.660	36.827	51.768	1:52.255	2
4	12:40:49	23.238	35.740	51.079	1:50.057	7	11	12:56:13	23.372	36.955	51.612	1:51.939	2
5	12:42:44	23.277	36.630	53.975	Pit In	9	12	12:58:04	23.321	36.537	51.182	1:51.040	2
6	12:48:04	-	39.106	52.776	5:20.766	1	13	12:59:58	24.273	38.147	51.965	1:54.385	2
7	12:49:53	23.338	35.867	50.239	1:49.444	1	14	13:01:55	23.324	38.542	54.434	1:56.300	2
8	12:51:42	23.056	35.523	49.813	1:48.392	1	15	13:03:46	23.507	36.945	51.203	1:51.655	3
9	12:53:30	22.976	35.371	49.935	1:48.282	2	16	13:05:38	23.336	36.618	51.869	1:51.823	3
10	12:55:20	22.995	36.236	51.026	1:50.257	2	17	13:07:30	23.176	36.830	51.524	1:51.530	3
11	12:57:09	23.010	35.619	50.098	1:48.727	2	18	13:09:22	23.580	36.663	51.612	1:51.855	3
12	12:58:58	22.971	35.603	50.058	1:48.632	2	19	13:11:12	23.188	36.369	51.038	1:50.595	3
							20	13:13:03	23.038	36.581	51.544	1:51.163	4

## GT Tour - Imola

30 September 2016 - 02 October 2016

### Porsche Carrera Cup France

Autodromo Enzo e Dino Ferrari - Imola (4.909 km)

### Free Practice 2

Lap by lap

Laps	Time	S1	S2	S3	Last Lap	T	Laps	Time	S1	S2	S3	Last Lap	T
No. 88, MEULDERS / DESPIERT, Pos. 12							18	13:16:01	23.240	35.661	49.874	1:48.775	4
17	13:07:30	23.176	36.830	51.524	1:51.530	3	19	13:18:08	-	-	-	2:06.528	4
18	13:09:22	23.580	36.663	51.612	1:51.855	3	20	13:19:56	23.231	35.541	49.538	1:48.310	4
19	13:11:12	23.188	36.369	51.038	1:50.595	3	21	13:21:44	22.857	35.349	49.579	1:47.785	4
20	13:13:03	23.038	36.581	51.544	1:51.163	4	22	13:23:32	23.076	35.499	49.657	1:48.232	5
21	13:14:57	23.493	36.909	53.550	1:53.952	4							
22	13:16:50	-	-	-	1:52.415	4							
23	13:19:09	24.382	52.037	1:02.531	2:18.950	4							
24	13:21:01	23.542	37.113	52.221	1:52.876	4							
25	13:22:53	23.101	36.846	51.400	1:51.347	4							
26	13:24:46	23.126	37.872	52.668	1:53.666	5							

### No. 555, ANDLAUER Julien, Pos. 6

1	12:35:55	32.153	39.344	54.207	2:55.066	2
2	12:37:45	23.285	35.682	50.784	1:49.751	4
3	12:39:33	22.791	35.921	50.039	1:48.751	6
4	12:41:23	22.607	35.699	51.102	1:49.408	8
5	12:43:10	22.607	35.301	49.702	1:47.610	1
6	12:45:05	23.770	38.828	52.234	1:54.832	1
7	12:46:53	23.028	35.067	49.881	1:47.976	1
8	12:48:43	22.685	36.031	50.675	Pit In	1
9	12:55:35	-	37.238	51.478	6:52.276	2
10	12:57:25	23.893	35.934	50.592	1:50.419	2
11	12:59:13	22.724	35.170	49.834	1:47.728	2
12	13:01:14	-	-	-	2:01.231	2
13	13:03:22	31.107	45.783	50.684	2:07.574	3
14	13:05:09	22.476	35.003	49.876	1:47.355	3
15	13:06:57	22.570	34.963	49.809	1:47.342	3
16	13:08:44	22.518	34.994	49.623	1:47.135	3
17	13:10:33	23.165	35.713	49.667	Pit In	3
18	13:16:15	-	35.712	55.740	5:42.445	4
19	13:18:31	22.634	40.432	1:13.057	2:16.123	4
20	13:20:25	28.475	35.246	50.077	1:53.798	4
21	13:22:12	22.665	35.252	49.787	1:47.704	4
22	13:23:59	22.552	34.973	49.682	1:47.207	5

### No. 911, LAPIERRE Christophe, Pos. 9

1	12:35:37	31.067	42.604	1:00.254	2:36.912	2
2	12:37:36	23.438	36.013	59.361	1:58.812	4
3	12:39:27	24.013	36.696	50.784	1:51.493	6
4	12:41:16	23.103	35.833	50.362	1:49.298	8
5	12:43:05	23.074	35.658	50.172	1:48.904	1
6	12:44:56	24.406	36.109	50.670	1:51.185	1
7	12:46:46	23.304	35.978	50.399	1:49.681	1
8	12:48:54	23.411	46.521	57.374	Pit In	1
9	12:54:38	-	41.864	53.456	5:44.373	2
10	12:56:28	23.565	36.088	50.309	1:49.962	2
11	12:58:17	23.316	35.775	49.890	1:48.981	2
12	13:00:06	-	-	-	1:48.983	2
13	13:02:18	27.605	47.003	57.263	2:11.871	2
14	13:04:07	23.320	35.689	49.994	1:49.003	3
15	13:05:55	23.083	35.718	49.918	1:48.719	3
16	13:08:09	23.058	45.201	1:05.284	Pit In	3
17	13:14:12	-	37.549	51.033	6:03.364	4

# GT Tour - Imola

## 30 September 2016 - 02 October 2016

### Porsche Carrera Cup France

*Autodromo Enzo e Dino Ferrari - Imola (4.909 km)*

### Qualifying Session 1


**Classification on the best lap**

Pos.	No.	Team	Driver	Cat	Cat. pos.	S1	S2	S3	Best Lap	On lap	Gap 1st	Gap Prev	Avg.Sp	Ideal lap time
1	48	Martinet by Alméras	JAMINET Mathieu	A	1	22.216	34.515	48.664	1:45.395	4	-	-	167.6	1:45.395
2	9	Sébastien Loeb Racing	DE NARDA Joffrey	A	2	22.209	34.947	48.917	1:46.073	4	0.678	0.678	166.6	1:46.073
3	555	Saintéloc	ANDLAUER Julien	A	3	22.296	34.815	49.156	1:46.267	4	0.872	0.194	166.3	1:46.267
4	7	Saintéloc	BELTOISE Vincent	A	4	22.284	34.789	49.315	1:46.388	6	0.993	0.121	166.1	1:46.370
5	10	Sébastien Loeb Racing	LATORRE Forian	A	5	22.445	34.846	49.283	1:46.574	3	1.179	0.186	165.8	1:46.518
6	85	Martinet by Alméras	LAURENT Thomas	A	6	22.447	34.827	49.405	1:46.679	6	1.284	0.105	165.6	1:46.679
7	47	Tsunami RT	JOUANNEM Alexandre	A	7	22.360	34.864	49.521	1:46.745	5	1.350	0.066	165.5	1:46.621
8	11	Sébastien Loeb Racing	LINDLAND Roar	B	1	22.649	35.219	49.614	1:47.482	7	2.087	0.737	164.4	1:47.345
9	13	Tsunami RT	GAIDAI Oleksandr	B	2	22.726	35.321	49.602	1:47.649	5	2.254	0.167	164.1	1:47.443
10	55	Martinet by Alméras	MISSLIN Nicolas	B	3	22.784	35.396	49.583	1:47.763	5	2.368	0.114	163.9	1:47.763
11	911	Sébastien Loeb Racing	LAPIERRE Christophe	B	4	22.757	35.208	49.871	1:47.836	7	2.441	0.073	163.8	1:47.791
12	88	SpeedLover	MEULDERS Win	B	5	24.142	36.971	51.723	1:52.836	4	7.441	5.000	156.6	1:52.836


**Best Lap : 1:45.395 (167.6 km/h), (No.48) JAMINET Mathieu**  
**Best Lap Catégorie 'A' : 1:45.395 (167.6 km/h), (No.48) JAMINET Mathieu**  
**Best Lap Catégorie 'B' : 1:47.482 (164.4 km/h), (No.11) LINDLAND Roar**

*Sous réserves de vérifications techniques en cours ou d'incidents d'ordres sportifs*

Le Directeur de Course / The Race Director  
 René PASCOU



Le Chronométrateur / The Timekeeper  
 Sébastien MASCRET



18:06

Heure d'affichage / Posting Time 1 octobre 2016 18:06



## GT Tour - Imola

30 September 2016 - 02 October 2016

**Porsche Carrera Cup France**

*Autodromo Enzo e Dino Ferrari - Imola (4.909 km)*

**Qualifying Session 1**

**Classification on best sectors**

Pos.	No.	Best S1	In Lap 1	No.	Best S2	In Lap 2	N...	Best S3	In Lap 3	No.	Ideal lap t..	Best Lap	Gap
1	9	22.209	4	48	34.515	4	48	48.664	4	48	1:45.395	1:45.395	-
2	48	22.216	4	7	34.789	6	9	48.917	4	9	1:46.073	1:46.073	-
3	7	22.274	5	555	34.815	4	5...	49.156	4	555	1:46.267	1:46.267	-
4	555	22.296	4	10	34.816	4	10	49.283	3	7	1:46.370	1:46.388	0.018
5	47	22.360	5	85	34.827	6	7	49.307	5	10	1:46.518	1:46.574	0.056
6	10	22.419	4	47	34.864	5	47	49.397	3	47	1:46.621	1:46.745	0.124
7	85	22.447	6	9	34.947	4	85	49.405	6	85	1:46.679	1:46.679	-
8	11	22.512	5	13	35.192	4	55	49.583	5	11	1:47.345	1:47.482	0.137
9	13	22.649	6	911	35.208	7	13	49.602	5	13	1:47.443	1:47.649	0.206
10	911	22.757	7	11	35.219	7	11	49.614	7	55	1:47.763	1:47.763	-
11	55	22.784	5	55	35.396	5	9...	49.826	5	911	1:47.791	1:47.836	0.045
12	88	24.142	4	88	36.971	4	88	51.723	4	88	1:52.836	1:52.836	-

Perfect lap : 1:45.388

## GT Tour - Imola

30 September 2016 - 02 October 2016

### Porsche Carrera Cup France

Autodromo Enzo e Dino Ferrari - Imola (4.909 km)

### Qualifying Session 1

Lap by lap

Laps	Time	S1	S2	S3	Last Lap	T	Laps	Time	S1	S2	S3	Last Lap	T
No. 7, BELTOISE Vincent, Pos. 4							2	17:21:06	24.460	37.279	52.817	1:54.556	8
1	17:20:35	32.418	39.082	50.860	8:13.612	8	3	17:22:54	-	-	-	1:47.698	1
2	17:22:23	22.970	35.324	49.764	1:48.058	1	4	17:24:44	-	-	-	1:49.481	1
3	17:24:11	22.583	35.184	49.990	1:47.757	1	5	17:26:31	<b>22.784</b>	<b>35.396</b>	<b>49.583</b>	<b>1:47.763</b>	1
4	17:26:12	22.505	48.325	50.489	2:01.319	1	6	17:28:24	-	-	-	1:52.552	1
5	17:27:59	<b>22.274</b>	35.119	<b>49.307</b>	1:46.700	1	7	-	2:16.429	41.105	-	-	-
6	17:29:45	22.284	<b>34.789</b>	49.315	<b>1:46.388</b>	1							
No. 9, DE NARDA Joffrey, Pos. 2							1	17:20:05	28.960	39.157	59.833	7:43.686	7
1	17:24:18	32.559	46.438	1:21.002	11:55.971	1	2	17:21:56	23.410	36.488	50.356	1:50.254	9
2	17:26:05	22.834	35.800	49.169	1:47.803	1	3	17:23:44	22.817	35.845	49.671	1:48.333	1
3	17:27:53	22.343	35.252	49.569	1:47.164	1	4	17:25:32	22.641	35.183	49.944	1:47.768	1
4	17:29:39	<b>22.209</b>	<b>34.947</b>	<b>48.917</b>	<b>1:46.073</b>	1	5	17:27:19	22.794	35.090	49.650	1:47.534	1
							6	17:29:06	<b>22.447</b>	<b>34.827</b>	<b>49.405</b>	<b>1:46.679</b>	1
No. 10, LATORRE Forian, Pos. 5							1	17:16:31	32.199	41.408	55.858	4:09.055	4
1	17:23:28	31.039	48.294	57.922	11:06.272	1	2	17:18:23	-	-	-	1:52.422	6
2	17:25:16	22.845	35.414	49.723	1:47.982	1	3	17:20:14	-	-	-	1:51.294	7
3	17:27:02	22.445	34.846	<b>49.283</b>	<b>1:46.574</b>	1	4	17:22:07	<b>24.142</b>	<b>36.971</b>	<b>51.723</b>	<b>1:52.836</b>	9
4	17:28:49	<b>22.419</b>	<b>34.816</b>	49.388	1:46.623	1	5	17:23:58	-	-	-	1:51.113	1
No. 11, LINDLAND Roar, Pos. 8							1	17:15:16	27.375	38.467	1:00.544	2:54.381	2
1	17:16:39	28.441	43.990	57.627	4:17.107	4	2	17:17:04	23.266	35.177	49.834	1:48.277	4
2	17:18:27	23.006	35.725	49.941	1:48.672	6	3	17:18:51	22.368	34.965	49.364	1:46.697	6
3	17:20:15	-	-	-	1:47.551	7	4	17:20:37	<b>22.296</b>	<b>34.815</b>	<b>49.156</b>	<b>1:46.267</b>	8
4	17:22:07	23.113	36.135	52.285	1:51.533	9	5	17:22:31	22.518	40.253	51.156	1:53.927	1
5	17:24:09	<b>22.512</b>	35.368	1:04.447	Pit In	1	6	17:24:22	22.368	35.018	52.491	Pit In	1
6	17:28:15	-	39.508	50.499	4:06.106	1							
7	17:30:02	22.649	<b>35.219</b>	<b>49.614</b>	<b>1:47.482</b>	1							
8	-	31.746	44.684	-	-	-							
No. 13, GAIDAI Oleksandr, Pos. 9							1	17:17:13	28.868	39.020	52.414	4:51.248	4
1	17:21:45	28.985	39.279	52.912	9:23.668	9	2	17:19:03	23.252	36.237	50.622	1:50.111	6
2	17:23:34	23.386	35.609	50.106	1:49.101	1	3	17:20:51	-	-	-	1:48.041	8
3	17:25:23	22.889	35.303	50.268	1:48.460	1	4	17:22:39	-	-	-	1:47.632	1
4	17:27:11	22.855	<b>35.192</b>	50.032	1:48.079	1	5	17:24:27	22.816	35.264	<b>49.826</b>	1:47.906	1
5	17:28:59	22.726	35.321	<b>49.602</b>	<b>1:47.649</b>	1	6	17:26:14	-	-	-	1:47.682	1
6	-	<b>22.649</b>	-	-	-	-	7	17:28:02	<b>22.757</b>	<b>35.208</b>	49.871	<b>1:47.836</b>	1
No. 47, JOUANNEM Alexandre, Pos. 7							1	17:29:50	-	-	-	1:47.731	1
1	17:16:27	36.641	43.764	56.244	4:05.785	4							
2	17:18:16	22.892	35.567	50.421	1:48.880	5							
3	17:20:03	22.611	35.017	<b>49.397</b>	1:47.025	7							
4	17:21:50	-	-	-	1:47.036	9							
5	17:23:37	<b>22.360</b>	<b>34.864</b>	49.521	<b>1:46.745</b>	1							
6	17:25:54	29.817	43.460	1:03.349	Pit In	1							
No. 48, JAMINET Mathieu, Pos. 1							1	17:17:13	28.868	39.020	52.414	4:51.248	4
1	17:24:13	30.009	47.721	55.862	11:51.269	1	2	17:19:03	23.252	36.237	50.622	1:50.111	6
2	17:26:01	22.998	35.374	49.724	1:48.096	1	3	17:20:51	-	-	-	1:48.041	8
3	17:27:48	22.365	35.545	48.707	1:46.617	1	4	17:22:39	-	-	-	1:47.632	1
4	17:29:33	<b>22.216</b>	<b>34.515</b>	<b>48.664</b>	<b>1:45.395</b>	1	5	17:24:27	22.816	35.264	<b>49.826</b>	1:47.906	1
No. 55, MISSLIN Nicolas, Pos. 10							1	17:26:14	-	-	-	1:47.682	1
1	17:19:12	30.602	44.293	55.003	6:50.120	6	6	17:28:02	<b>22.757</b>	<b>35.208</b>	49.871	<b>1:47.836</b>	1

## GT Tour - Imola

30 September 2016 - 02 October 2016

**Porsche Carrera Cup France**

*Autodromo Enzo e Dino Ferrari - Imola (4.909 km)*

**Qualifying Session 2**

**Classification on best sectors**

Pos.	No.	Best S1	In Lap 1	No.	Best S2	In Lap 2	No.	Best S3	In Lap 3	No.	Ideal lap time	Best Lap	Gap
1	7	22.142	5	48	34.472	4	48	48.460	6	48	1:45.077	1:45.113	0.036
2	48	22.145	6	7	34.543	5	9	48.858	4	7	1:45.811	1:45.866	0.055
3	555	22.197	5	47	34.598	4	10	49.012	3	9	1:45.863	1:45.863	-
4	9	22.225	4	10	34.740	5	85	49.067	5	10	1:46.039	1:46.102	0.063
5	47	22.251	5	85	34.741	5	7	49.126	4	85	1:46.182	1:46.192	0.010
6	10	22.287	4	9	34.780	4	555	49.203	4	555	1:46.182	1:46.203	0.021
7	55	22.352	8	555	34.782	5	911	49.390	7	47	1:46.252	1:46.627	0.375
8	85	22.374	4	911	35.074	7	47	49.403	6	55	1:46.904	1:47.091	0.187
9	11	22.461	9	55	35.131	6	55	49.421	6	911	1:47.042	1:47.171	0.129
10	911	22.578	5	11	35.178	6	11	49.551	6	11	1:47.190	1:47.389	0.199
11	13	22.707	9	13	35.189	10	13	49.599	7	13	1:47.495	1:47.514	0.019
12	88	22.760	5	88	36.399	7	88	51.359	7	88	1:50.518	1:50.717	0.199

Perfect lap : 1:45.074



## GT Tour - Imola

30 September 2016 - 02 October 2016

### Porsche Carrera Cup France

Autodromo Enzo e Dino Ferrari - Imola (4.909 km)

### Qualifying Session 2

Lap by lap

Laps	Time	S1	S2	S3	Last Lap	T	Laps	Time	S1	S2	S3	Last Lap	T
<b>No. 7, BELTOISE Vincent, Pos. 3</b>							4	17:58:05	22.350	<b>34.598</b>	49.859	1:46.807	1
1	17:46:41	33.077	41.994	52.404	4:41.260	4	5	17:59:52	<b>22.251</b>	34.795	49.589	1:46.635	1
2	17:48:31	23.270	36.459	49.904	1:49.633	6	6	18:01:38	22.277	34.947	<b>49.403</b>	<b>1:46.627</b>	1
3	17:50:18	22.256	35.727	49.297	1:47.280	8	7	18:03:26	22.262	34.929	49.719	Pit In	2
4	17:52:04	<b>22.267</b>	<b>34.736</b>	<b>49.126</b>	1:46.129	1	<b>No. 48, JAMINET Mathieu, Pos. 1</b>						
5	17:53:50	<b>22.142</b>	<b>34.543</b>	49.181	<b>1:45.866</b>	1	1	17:52:43	30.250	40.713	53.779	10:43.301	1
6	17:55:54	30.112	40.891	53.125	2:04.128	1	2	17:54:30	22.773	35.099	49.084	1:46.956	1
7	17:57:57	22.228	39.349	1:01.185	Pit In	1	3	17:56:16	-	-	-	1:45.348	1
<b>No. 9, DE NARDA Jeffrey, Pos. 2</b>							4	17:58:01	22.163	<b>34.472</b>	48.579	1:45.214	1
1	17:52:11	27.222	42.953	51.971	10:10.796	1	5	17:59:46	22.216	34.700	48.667	1:45.583	1
2	17:53:57	22.373	35.023	49.050	1:46.446	1	6	18:01:32	<b>22.145</b>	34.508	<b>48.460</b>	<b>1:45.113</b>	1
3	17:55:58	24.478	43.023	53.100	2:00.601	1	7	18:03:55	24.614	52.700	1:06.444	Pit In	2
4	17:57:44	<b>22.225</b>	<b>34.780</b>	<b>48.858</b>	<b>1:45.863</b>	1	<b>No. 55, MISLIN Nicolas, Pos. 8</b>						
5	17:59:38	22.502	35.062	56.420	1:53.984	1	1	17:48:13	27.268	38.523	53.323	6:13.286	6
6	18:01:35	22.316	35.898	59.002	1:57.216	1	2	17:50:03	22.652	35.661	51.013	1:49.326	8
7	18:03:23	22.326	35.148	50.426	Pit In	2	3	17:51:50	22.589	35.342	49.732	1:47.663	9
<b>No. 10, LATORRE Forian, Pos. 4</b>							4	17:53:38	22.510	35.432	49.514	1:47.456	1
1	17:51:12	-	-	-	9:11.773	9	5	17:55:25	22.398	35.621	49.583	1:47.602	1
2	17:53:04	-	-	-	1:52.322	1	6	17:57:12	22.539	<b>35.131</b>	<b>49.421</b>	<b>1:47.091</b>	1
3	17:54:50	22.468	34.880	<b>49.012</b>	1:46.360	1	7	17:59:03	22.660	35.780	52.095	1:50.535	1
4	17:56:37	<b>22.287</b>	34.764	49.138	1:46.189	1	8	18:00:51	<b>22.352</b>	35.350	50.729	1:48.431	1
5	17:58:23	<b>22.287</b>	<b>34.740</b>	49.075	<b>1:46.102</b>	1	9	18:02:43	23.047	36.337	52.598	1:51.982	2
6	18:00:16	22.303	38.423	52.450	1:53.176	1	<b>No. 85, LAURENT Thomas, Pos. 5</b>						
7	18:02:05	22.343	35.001	50.996	Pit In	2	1	17:49:45	29.107	40.879	55.551	7:45.482	7
<b>No. 11, LINDLAND Roar, Pos. 10</b>							2	17:51:47	23.805	41.779	56.314	2:01.898	9
1	17:48:08	28.424	43.813	1:02.605	6:07.663	6	3	17:53:35	-	-	-	1:47.180	1
2	17:49:56	-	-	-	1:48.580	7	4	17:55:21	<b>22.374</b>	34.962	49.279	1:46.615	1
3	17:51:44	22.698	35.359	49.557	1:47.614	9	5	17:57:07	22.384	<b>34.741</b>	<b>49.067</b>	<b>1:46.192</b>	1
4	17:53:31	22.498	35.244	49.794	1:47.536	1	6	17:58:57	22.432	37.295	49.954	1:49.681	1
5	17:55:19	22.493	35.316	49.730	1:47.539	1	7	18:00:45	22.744	35.324	49.911	1:47.979	1
6	17:57:06	22.700	<b>35.178</b>	<b>49.551</b>	1:47.429	1	8	18:02:37	22.436	34.984	54.815	Pit In	2
7	17:58:54	22.613	35.277	49.811	1:47.701	1	<b>No. 88, MEULDERS / DESPIERT, Pos. 12</b>						
8	18:00:50	27.904	37.782	50.438	1:56.124	1	1	17:44:53	28.239	40.530	53.963	2:52.460	2
9	18:02:38	<b>22.461</b>	35.258	49.670	<b>1:47.389</b>	2	2	17:46:45	23.357	37.023	52.036	1:52.416	4
<b>No. 13, GAIDAI Oleksandr, Pos. 11</b>							3	17:48:37	23.268	37.283	52.022	1:52.573	6
1	17:44:24	24.800	36.263	50.838	2:24.301	2	4	17:50:28	22.963	36.578	51.382	1:50.923	8
2	17:46:12	-	-	-	1:48.003	4	5	17:52:19	<b>22.760</b>	36.653	51.567	1:50.980	1
3	17:48:01	-	-	-	Pit In	6	6	17:54:10	22.934	36.653	51.441	1:51.028	1
4	17:52:57	-	40.817	54.198	4:56.328	1	7	17:56:01	22.959	<b>36.399</b>	<b>51.359</b>	<b>1:50.717</b>	1
5	17:54:46	22.894	35.544	50.041	1:48.479	1	8	17:58:00	23.637	40.466	54.233	Pit In	1
6	17:56:33	-	-	-	1:47.354	1	<b>No. 555, ANDLAUER Julien, Pos. 6</b>						
7	17:58:21	22.717	35.198	<b>49.599</b>	<b>1:47.514</b>	1	1	17:46:00	27.375	38.206	55.246	4:00.308	4
8	18:00:08	-	-	-	1:47.211	1	2	17:47:49	23.117	35.605	49.712	1:48.434	5
9	18:01:57	<b>22.707</b>	35.759	50.513	1:48.979	1	3	17:49:36	22.426	35.242	49.270	1:46.938	7
10	18:03:48	22.758	<b>35.189</b>	53.260	1:51.207	2	4	17:51:22	22.247	34.952	<b>49.203</b>	1:46.402	9
<b>No. 47, JOUANNEM Alexandre, Pos. 7</b>							5	17:53:08	<b>22.197</b>	<b>34.782</b>	49.224	<b>1:46.203</b>	1
1	17:52:44	26.759	37.666	52.775	10:44.244	1	6	17:55:06	23.709	43.222	51.093	1:58.024	1
2	17:54:32	22.758	35.316	49.485	1:47.559	1	7	17:56:52	22.233	34.950	48.586	Pit In	1
3	17:56:18	-	-	-	1:46.510	1							

## GT Tour - Imola

30 September 2016 - 02 October 2016

**Porsche Carrera Cup France**

*Autodromo Enzo e Dino Ferrari - Imola (4.909 km)*

**Qualifying Session 2**

Lap by lap

Laps	Time	S1	S2	S3	Last Lap	T	Laps	Time	S1	S2	S3	Last Lap	T
<b>No. 555, ANDLAUER Julien, Pos. 6</b>													
5	17:53:08	22.197	34.782	49.224	1:46.203	1							
6	17:55:06	23.709	43.222	51.093	1:58.024	1							
7	17:56:52	22.233	34.950	48.586	Pit In	1							
<b>No. 911, LAPIERRE Christophe, Pos. 9</b>													
1	17:47:16	27.704	40.480	54.445	5:15.985	5							
2	17:49:08	24.174	36.379	51.019	1:51.572	7							
3	17:50:55	22.629	35.438	49.805	1:47.872	8							
4	17:52:50	25.363	37.908	51.106	1:54.377	1							
5	17:54:43	22.578	38.561	52.402	1:53.541	1							
6	17:56:31	22.593	35.157	49.704	1:47.454	1							
7	17:58:18	22.707	35.074	49.390	1:47.171	1							
8	18:00:05	22.699	35.154	49.602	1:47.455	1							
9	18:02:06	25.439	41.984	52.787	2:00.210	2							

## GT Tour - Imola

30 September 2016 - 02 October 2016

Porsche Carrera Cup France

Autodromo Enzo e Dino Ferrari - Imola (4.909 km)

Qualifying Session 2

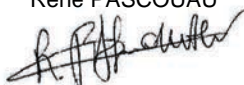
Classification on the best lap

Pos.	No.	Team	Driver	Cat	Cat. pos.	S1	S2	S3	Best Lap	On lap	Gap 1st	Gap Prev	Avg.Sp	Ideal lap time
1	48	Martinet by Alméras	JAMINET Mathieu	A	1	22.145	34.508	48.460	1:45.113	6	-	-	168.1	1:45.077
2	9	Sébastien Loeb Racing	DE NARDA Joffrey	A	2	22.225	34.780	48.858	1:45.863	4	0.750	0.750	166.9	1:45.863
3	7	Saintéloc	BELTOISE Vincent	A	3	22.142	34.543	49.181	1:45.866	5	0.753	0.003	166.9	1:45.811
4	10	Sébastien Loeb Racing	LATORRE Forian	A	4	22.287	34.740	49.075	1:46.102	5	0.989	0.236	166.5	1:46.039
5	85	Martinet by Alméras	LAURENT Thomas	A	5	22.384	34.741	49.067	1:46.192	5	1.079	0.090	166.4	1:46.182
6	555	Saintéloc	ANDLAUER Julien	A	6	22.197	34.782	49.224	1:46.203	5	1.090	0.011	166.4	1:46.182
7	47	Tsunami RT	JOUANNEM Alexandre	A	7	22.277	34.947	49.403	1:46.627	6	1.514	0.424	165.7	1:46.252
8	55	Martinet by Alméras	MISSLIN Nicolas	B	1	22.539	35.131	49.421	1:47.091	6	1.978	0.464	165.0	1:46.904
9	911	Sébastien Loeb Racing	LAPIERRE Christophe	B	2	22.707	35.074	49.390	1:47.171	7	2.058	0.080	164.8	1:47.042
10	11	Sébastien Loeb Racing	LINDLAND Roar	B	3	22.461	35.258	49.670	1:47.389	9	2.276	0.218	164.5	1:47.190
11	13	Tsunami RT	GAIDAI Oleksandr	B	4	22.717	35.198	49.599	1:47.514	7	2.401	0.125	164.3	1:47.495
12	88	SpeedLover	DESPIERT Vincent	B	5	22.959	36.399	51.359	1:50.717	7	5.604	3.203	159.6	1:50.518


Best Lap : 1:45.113 (168.1 km/h), (No.48) JAMINET Mathieu  
 Best Lap Catégorie 'A' : 1:45.113 (168.1 km/h), (No.48) JAMINET Mathieu  
 Best Lap Catégorie 'B' : 1:47.091 (165.0 km/h), (No.55) MISSLIN Nicolas

Sous réserves de vérifications techniques en cours ou d'incidents d'ordres sportifs

Le Directeur de Course / The Race Director  
René PASCOU



Le Chronométrateur / The Timekeeper  
Sébastien MASCRET



18:07

Heure d'affichage / Posting Time 1 octobre 2016 18:07



## GT Tour - Imola

30 September 2016 - 02 October 2016

**Porsche Carrera Cup France**

*Autodromo Enzo e Dino Ferrari - Imola (4.909 km)*

**Race 1**

**Classification on the total laps**

**AMENDED**

Pos.	No.	Driver	Team	Cat	Cat. pos.	Total time	Laps	Gap 1st	Gap Prev	Best Lap	On lap	Avg.Sp	Penalty
1	48	JAMINET Mathieu	Martinet by Alméras	A	1	00:31:08.493	14	-	-	1:46.524	14	165.9	0
2	9	DE NARDA Joffrey	Sébastien Loeb Racing	A	2	00:31:14.141	14	5.648	5.648	1:47.570	13	164.2	0
3	7	BELTOISE Vincent	Saintéloc	A	3	00:31:16.300	14	7.807	2.159	1:47.439	13	164.4	0
4	10	LATORRE Forian	Sébastien Loeb Racing	A	4	00:31:19.209	14	10.716	2.909	1:47.835	14	163.8	0
5	555	ANDLAUER Julien	Saintéloc	A	5	00:31:19.616	14	11.123	0.407	1:47.221	12	164.8	0
6	55	MISSLIN Nicolas	Martinet by Alméras	B	1	00:31:33.257	14	24.764	13.641	1:48.507	10	162.8	0
7	911	LAPIERRE Christophe	Sébastien Loeb Racing	B	2	00:31:47.292	14	38.799	14.035	1:50.346	14	160.1	0
8	88	MEULDERS Win	SpeedLover	B	3	00:31:55.493	14	47.000	8.201	1:50.867	10	159.4	0
9	13	GAIDAI Oleksandr	Tsunami RT	B	4	00:32:18.755	14	1:10.262	23.262	1:48.467	14	162.9	30

**NOT CLASSIFIED (Requirements : 75% of number laps of leader = 11 Lp.)**

10	47	JOUANNEM Alexandre	Tsunami RT	A	6	00:11:57.289	5	9 Lp.	9 Lp.	1:51.081	2	159.0	0
11	11	LINDLAND Roar	Sébastien Loeb Racing	B	5	00:11:57.780	5	9 Lp.	0.491	1:51.070	2	159.1	0
12	85	LAURENT Thomas	Martinet by Alméras	A	7	00:03:46.461	2	12 Lp.	3 Lp.	1:51.059	2	159.1	0

**Best Lap : 1:46.524 (165.9 km/h), (No.48) JAMINET Mathieu**  
**Best Lap Catégorie 'A' : 1:46.524 (165.9 km/h), (No.48) JAMINET Mathieu**  
**Best Lap Catégorie 'B' : 1:48.467 (162.9 km/h), (No.13) GAIDAI Oleksandr**


Sous réserves de vérifications techniques en cours ou d'incidents d'ordres sportifs

Décision N°6 du collège des commissaires sportifs concernant le concurrent N°13 : 30s de pénalité équivalent à un Drive Through (défaut de maîtrise provoquant une collision)

Président du Collège / Chairman Steward  
Michel VERGNES



Le Chronométrateur / The Timekeeper  
Sébastien MASCRET



13:56

Heure d'affichage / Posting Time 2 octobre 2016 14:10

## GT Tour - Imola

30 September 2016 - 02 October 2016

Porsche Carrera Cup France

Autodromo Enzo e Dino Ferrari - Imola (4.909 km)

Race 1

Classification on the total laps

Pos.	No.	Driver	Team	Cat	Cat. pos.	Total time	Laps	Gap 1st	Gap Prev	Best Lap	On lap	Avg.Sp
1	48	JAMINET Mathieu	Martinet by Alméras	A	1	00:31:08.493	14	-	-	1:46.524	14	165.9
2	9	DE NARDA Joffrey	Sébastien Loeb Racing	A	2	00:31:14.141	14	5.648	5.648	1:47.570	13	164.2
3	7	BELTOISE Vincent	Saintéloc	A	3	00:31:16.300	14	7.807	2.159	1:47.439	13	164.4
4	10	LATORRE Forian	Sébastien Loeb Racing	A	4	00:31:19.209	14	10.716	2.909	1:47.835	14	163.8
5	555	ANDLAUER Julien	Saintéloc	A	5	00:31:19.616	14	11.123	0.407	1:47.221	12	164.8
6	55	MISSLIN Nicolas	Martinet by Alméras	B	1	00:31:33.257	14	24.764	13.641	1:48.507	10	162.8
7	911	LAPIERRE Christophe	Sébastien Loeb Racing	B	2	00:31:47.292	14	38.799	14.035	1:50.346	14	160.1
8	13	GAIDAI Oleksandr	Tsunami RT	B	3	00:31:48.755	14	40.262	1.463	1:48.467	14	162.9
9	88	MEULDERS Win	SpeedLover	B	4	00:31:55.493	14	47.000	6.738	1:50.867	10	159.4


NOT CLASSIFIED (Requirements : 75% of number laps of leader = 11 Lp.)

10	47	JOUANNEM Alexandre	Tsunami RT	A	6	00:11:57.289	5	9 Lp.	9 Lp.	1:51.081	2	159.0
11	11	LINDLAND Roar	Sébastien Loeb Racing	B	5	00:11:57.780	5	9 Lp.	0.491	1:51.070	2	159.1
12	85	LAURENT Thomas	Martinet by Alméras	A	7	00:03:46.461	2	12 Lp.	3 Lp.	1:51.059	2	159.1


Best Lap : 1:46.524 (165.9 km/h), (No.48) JAMINET Mathieu  
 Best Lap Catégorie 'A' : 1:46.524 (165.9 km/h), (No.48) JAMINET Mathieu  
 Best Lap Catégorie 'B' : 1:48.467 (162.9 km/h), (No.13) GAIDAI Oleksandr

Sous réserves de vérifications techniques en cours ou d'incidents d'ordres sportifs

Le Directeur de Course / The Race Director  
René PASCOU



Le Chronométrateur / The Timekeeper  
Sébastien MASCRET



Heure d'affichage / Posting Time 2 octobre 2016 11:13

11:11

## GT Tour - Imola

30 September 2016 - 02 October 2016

**Porsche Carrera Cup France**

*Autodromo Enzo e Dino Ferrari - Imola (4.909 km)*

**Race 1**

**Starting grid**

Start time : 02/10/2016 10:10    Closing pre grid : 10:00    Duration : 00:30

<b>88</b>	MEULDERS / DESPIERT 1:52.836	12	12
_____			
<b>13</b>	GAIDAI Oleksandr 1:47.649	11	11
_____			
<b>911</b>	LAPIERRE Christophe 1:47.836	10	10
_____			
<b>47</b>	JOUANNEM Alexandre 1:46.745	9	9
_____			
<b>55</b>	MISSLIN Nicolas 1:47.763	8	8
_____			
<b>11</b>	LINDLAND Roar 1:47.482	7	7
_____			
<b>85</b>	LAURENT Thomas 1:46.679	6	6
_____			
<b>10</b>	LATORRE Forian 1:46.574	5	5
_____			
<b>7</b>	BELTOISE Vincent 1:46.388	4	4
_____			
<b>555</b>	ANDLAUER Julien 1:46.267	3	3
_____			
<b>9</b>	DE NARDA Joffrey 1:46.073	2	2
_____			
<b>48</b>	JAMINET Mathieu 1:45.395	1	1
_____			

**Pole position**


Sous réserves de vérifications techniques en cours ou d'incidents d'ordres sportifs

Décision N°2 du Collège des Commissaires Sportifs concernant les concurrents N°13 et 47 : Recul de 2 places sur la grille de départ (article 8.2.2.5 du règlement standard des circuits asphaltés)

Président du Collège / Chairman Steward  
Michel VERGNES

Heure d'affichage / Posting Time 1 octobre 2016 18:21

Le Chronométrateur / The Timekeeper  
Sébastien MASCRET



18:06





## GT Tour - Imola

**30 September 2016 - 02 October 2016**

### Porsche Carrera Cup France

*Autodromo Enzo e Dino Ferrari - Imola (4.909 km)*

#### Race 1

[Lap chart](#)

Start : 48 9 555 7 10 85 11 55 47 911 13 88

Lap 0												
Lap 1	48	9	7	10	555	85	47	11	911	55	88	13
Lap 2	48	9	7	10	85	47	11	911	55	555	88	13
Lap 3	48	9	7	10	47	11	911	55	555	13	88	
Lap 4	48	9	7	10	47	11	911	55	555	13	88	
Lap 5	48	9	7	10	47	11	911	55	555	13	88	
Lap 6	48	9	7	10	911	55	13	555	88			
Lap 7	48	9	7	10	911	55	13	555	88			
Lap 8	48	9	7	10	911	55	13	555	88			
Lap 9	48	9	7	10	911	55	555	13	88			
Lap 10	48	9	7	10	55	555	88	911	13			
Lap 11	48	9	7	10	555	55	911	88	13			
Lap 12	48	9	7	10	555	55	911	13	88			
Lap 13	48	9	7	10	555	55	911	13	88			
Lap 14	48	9	7	10	555	55	911	13	88			

# GT Tour - Imola

30 September 2016 - 02 October 2016

**Porsche Carrera Cup France**

*Autodromo Enzo e Dino Ferrari - Imola (4.909 km)*

**Race 1**

**Classification on best sectors**

Pos.	No.	Best S1	In Lap 1	No.	Best S2	In Lap 2	No.	Best S3	In Lap 3	No.	Ideal lap time	Best Lap	Gap
1	555	22.290	13	48	34.852	14	48	49.210	14	48	1:46.524	1:46.524	-
2	48	22.462	14	555	35.088	14	7	49.584	13	555	1:47.030	1:47.221	0.191
3	7	22.470	12	9	35.188	9	9	49.639	12	7	1:47.345	1:47.439	0.094
4	9	22.572	13	10	35.267	12	555	49.652	12	9	1:47.399	1:47.570	0.171
5	10	22.578	14	7	35.291	13	10	49.862	14	10	1:47.707	1:47.835	0.128
6	13	22.765	14	55	35.401	10	55	50.044	10	55	1:48.217	1:48.507	0.290
7	55	22.772	11	13	35.548	14	13	50.154	14	13	1:48.467	1:48.467	-
8	11	23.012	6	911	35.952	3	911	50.490	14	911	1:49.759	1:50.346	0.587
9	47	23.025	6	47	36.013	3	85	51.054	2	47	1:50.336	1:51.081	0.745
10	88	23.110	10	11	36.047	3	88	51.057	10	88	1:50.506	1:50.867	0.361
11	85	23.292	3	88	36.339	9	47	51.298	2	11	1:50.552	1:51.070	0.518
12	911	23.317	3	85	36.520	2	11	51.493	2	85	1:50.866	1:51.059	0.193

Perfect lap : 1:46.352

## GT Tour - Imola

30 September 2016 - 02 October 2016

### Porsche Carrera Cup France

Autodromo Enzo e Dino Ferrari - Imola (4.909 km)

#### Race 1

Lap by lap

Laps	Time	S1	S2	S3	Last Lap	T	Laps	Time	S1	S2	S3	Last Lap	T
<b>No. 7, BELTOISE Vincent, Pos. 3</b>							6	-	<b>23.012</b>	-	-	-	-
1	10:31:23	-	36.593	51.183	1:53.548	1							
2	10:33:13	23.621	35.638	50.638	1:49.897	3	<b>No. 13, GAIDAI Oleksandr, Pos. 8</b>						
3	10:35:16	22.725	35.540	1:04.296	2:02.561	5	1	10:31:29	-	36.832	52.664	1:59.343	1
4	10:38:23	36.377	1:02.997	1:28.330	3:07.704	8	2	10:33:21	23.721	36.805	51.984	1:52.510	3
5	10:41:26	44.959	52.302	1:25.528	3:02.789	1	3	10:35:22	23.727	36.389	1:00.465	2:00.581	5
6	10:43:27	22.799	36.285	1:01.649	2:00.733	1	4	10:38:31	36.020	1:04.432	1:28.750	3:09.202	9
7	10:46:34	30.437	1:10.669	1:25.718	3:06.824	1	5	10:41:30	44.818	52.117	1:21.499	2:58.434	1
8	10:49:57	48.426	1:08.166	1:26.835	3:23.427	2	6	10:43:30	23.239	39.705	57.726	2:00.670	1
9	10:51:46	23.159	36.072	49.891	1:49.122	2	7	10:46:39	32.077	1:08.975	1:27.589	3:08.641	1
10	10:53:34	22.718	35.338	49.715	1:47.771	2	8	10:50:00	47.999	1:06.788	1:25.971	3:20.758	2
11	10:55:22	22.694	35.710	49.910	1:48.314	2	9	10:51:51	23.153	37.041	50.489	1:50.683	2
12	10:57:10	<b>22.470</b>	<b>35.480</b>	<b>49.591</b>	<b>1:47.541</b>	2	10	10:54:00	22.899	55.187	51.662	2:09.748	2
13	10:58:57	22.564	<b>35.291</b>	<b>49.584</b>	<b>1:47.439</b>	2	11	10:55:50	22.979	36.250	50.605	1:49.834	2
14	11:00:46	22.509	35.614	50.507	1:48.630	3	12	10:57:40	23.018	35.978	50.871	1:49.867	2
							13	10:59:30	23.955	35.833	50.229	1:50.017	3
							14	11:01:18	<b>22.765</b>	<b>35.548</b>	<b>50.154</b>	<b>1:48.467</b>	3
<b>No. 9, DE NARDA Joffrey, Pos. 2</b>							<b>No. 47, JOUANNEM Alexandre, Pos. 10</b>						
1	10:31:23	-	36.263	51.596	1:53.390	1	1	10:31:26	-	37.251	52.094	1:56.336	1
2	10:33:12	23.067	35.864	50.492	1:49.423	3	2	10:33:17	23.261	36.522	<b>51.298</b>	<b>1:51.081</b>	3
3	10:35:14	22.860	35.290	1:03.221	2:01.371	5	1	10:35:18	23.040	<b>36.013</b>	1:02.087	2:01.140	5
4	10:38:22	36.785	1:03.192	1:28.139	3:08.116	8	2	10:38:26	36.119	1:02.827	1:28.839	3:07.785	8
5	10:41:26	45.175	52.176	1:26.351	3:03.702	1	3	10:41:27	44.279	51.927	1:24.741	3:00.947	1
6	10:43:25	22.981	35.324	1:01.153	1:59.458	1	4	-	<b>23.025</b>	-	-	-	-
7	10:46:32	31.187	1:10.797	1:25.431	3:07.415	1	5						
8	10:49:57	48.610	1:07.743	1:28.032	3:24.385	2	6						
9	10:51:45	22.819	<b>35.188</b>	50.105	1:48.112	2							
10	10:53:33	22.800	35.205	49.749	1:47.754	2	<b>No. 48, JAMINET Mathieu, Pos. 1</b>						
11	10:55:20	22.656	35.318	49.686	1:47.660	2	1	10:31:22	-	36.034	51.310	1:52.695	1
12	10:57:08	22.617	35.321	<b>49.639</b>	<b>1:47.577</b>	2	2	10:33:11	23.104	35.451	50.547	1:49.102	3
13	10:58:56	<b>22.572</b>	35.253	49.745	<b>1:47.570</b>	2	3	10:35:12	22.850	35.333	1:02.790	2:00.973	5
14	11:00:44	22.815	35.425	49.968	1:48.208	3	4	10:38:21	37.213	1:03.260	1:27.961	3:08.434	8
							5	10:41:25	45.378	52.115	1:26.787	3:04.280	1
							6	10:43:22	22.865	35.273	59.194	1:57.332	1
<b>No. 10, LATORRE Forian, Pos. 4</b>							7	10:46:31	32.037	1:11.962	1:24.256	3:08.255	1
1	10:31:24	-	36.688	51.930	1:54.657	1	8	10:49:56	48.877	1:08.598	1:27.838	3:25.313	2
2	10:33:16	23.986	36.547	51.141	1:51.674	3	9	10:51:44	22.682	35.044	49.950	1:47.676	2
3	10:35:17	23.711	35.798	1:01.779	2:01.288	5	10	10:53:31	22.605	34.948	49.514	1:47.067	2
4	10:38:25	35.947	1:03.029	1:28.352	3:07.328	8	11	10:55:18	22.550	35.131	49.292	1:46.973	2
5	10:41:27	44.703	52.086	1:25.331	3:02.120	1	12	10:57:05	22.495	35.068	49.420	1:46.983	2
6	10:43:28	23.088	36.101	1:02.164	2:01.353	1	13	10:58:52	22.476	34.965	49.445	1:46.886	2
7	10:46:35	30.387	1:10.449	1:26.593	3:07.429	1	14	11:00:38	<b>22.462</b>	<b>34.852</b>	<b>49.210</b>	<b>1:46.524</b>	3
8	10:49:58	48.242	1:07.380	1:27.033	3:22.655	2							
9	10:51:48	23.223	35.799	50.819	1:49.841	2	<b>No. 55, MISSLIN Nicolas, Pos. 6</b>						
10	10:53:36	22.895	35.393	50.108	1:48.396	2	1	10:31:28	-	37.247	52.709	1:58.164	1
11	10:55:25	22.697	35.407	50.171	1:48.275	2	2	10:33:19	23.563	36.451	51.578	1:51.592	3
12	10:57:13	22.795	<b>35.267</b>	50.014	1:48.076	2	3	10:35:21	23.005	35.938	1:02.290	2:01.233	5
13	10:59:01	22.709	35.512	50.061	1:48.282	2	4	10:38:29	36.085	1:04.301	1:28.382	3:08.768	8
14	11:00:49	<b>22.578</b>	35.395	<b>49.862</b>	<b>1:47.835</b>	3	5	10:41:29	45.192	51.074	1:23.189	2:59.455	1
							6	10:43:30	23.499	39.744	57.892	2:01.135	1
<b>No. 11, LINDLAND Roar, Pos. 11</b>							7	10:46:38	32.049	1:08.788	1:27.417	3:08.254	1
1	10:31:27	-	37.173	52.367	1:57.020	1	8	10:49:59	48.161	1:06.833	1:25.999	3:20.993	2
2	10:33:18	23.443	36.134	<b>51.493</b>	<b>1:51.070</b>	3	9	10:51:49	23.211	36.187	50.659	1:50.057	2
3	10:35:19	23.037	<b>36.047</b>	1:02.290	2:01.374	5	10	10:53:38	23.062	<b>35.401</b>	<b>50.044</b>	<b>1:48.507</b>	2
4	10:38:27	36.050	1:03.055	1:28.725	3:07.830	8	11	10:55:27	<b>22.772</b>	36.247	50.553	1:49.572	2
5	10:41:27	44.359	51.818	1:24.309	3:00.486	1							



## GT Tour - Imola

30 September 2016 - 02 October 2016

### Porsche Carrera Cup France

Autodromo Enzo e Dino Ferrari - Imola (4.909 km)

#### Race 1

Lap by lap

Laps	Time	S1	S2	S3	Last Lap	T	Laps	Time	S1	S2	S3	Last Lap	T
<b>No. 55, MISSLIN Nicolas, Pos. 6</b>							8	10:49:59	47.299	1:07.727	1:26.616	3:21.642	2
8	10:49:59	48.161	1:06.833	1:25.999	3:20.993	2	9	10:51:49	23.450	36.006	50.961	1:50.417	2
9	10:51:49	23.211	36.187	50.659	1:50.057	2	10	10:53:52	24.006	47.323	51.560	2:02.889	2
10	10:53:38	23.062	<b>35.401</b>	<b>50.044</b>	<b>1:48.507</b>	2	11	10:55:44	24.098	36.615	51.288	1:52.001	2
11	10:55:27	<b>22.772</b>	36.247	50.553	1:49.572	2	12	10:57:36	24.380	36.933	50.810	1:52.123	2
12	10:57:18	23.099	36.381	51.049	1:50.529	2	13	10:59:27	23.538	36.334	50.495	1:50.367	2
13	10:59:09	23.487	36.236	51.415	1:51.138	2	14	11:01:17	23.696	36.160	<b>50.490</b>	<b>1:50.346</b>	3
14	11:01:03	23.685	37.266	52.909	1:53.860	3							
<b>No. 85, LAURENT Thomas, Pos. 12</b>													
1	10:31:25	-	36.553	52.009	1:55.402	1							
2	10:33:16	23.485	<b>36.520</b>	<b>51.054</b>	<b>1:51.059</b>	3							
3	-	<b>23.292</b>	-	-	-	-							
<b>No. 88, MEULDERS / DESPIERT, Pos. 9</b>													
1	10:31:29	-	37.590	52.726	1:58.930	1							
2	10:33:21	23.871	36.764	52.177	1:52.812	3							
3	10:35:23	23.525	36.942	1:01.160	2:01.627	5							
4	10:38:32	35.840	1:04.193	1:29.173	3:09.206	9							
5	10:41:31	45.474	51.846	1:21.220	2:58.540	1							
6	10:43:33	23.791	39.148	59.444	2:02.383	1							
7	10:46:41	30.891	1:08.812	1:28.128	3:07.831	1							
8	10:50:01	48.506	1:05.927	1:25.654	3:20.087	2							
9	10:51:52	23.569	<b>36.339</b>	51.096	1:51.004	2							
10	10:53:43	<b>23.110</b>	36.700	<b>51.057</b>	<b>1:50.867</b>	2							
11	10:55:49	23.223	36.377	1:06.307	2:05.907	2							
12	10:57:41	24.176	37.229	51.254	1:52.659	2							
13	10:59:33	23.606	36.389	51.777	1:51.772	3							
14	11:01:25	23.288	36.727	51.853	1:51.868	3							
<b>No. 555, ANDLAUER Julien, Pos. 5</b>													
1	10:31:24	-	36.402	51.771	1:54.744	1							
2	10:33:20	23.192	35.748	56.921	1:55.861	3							
3	10:35:22	23.256	35.656	1:02.489	2:01.401	5							
4	10:38:30	35.858	1:04.243	1:28.533	3:08.634	9							
5	10:41:29	45.330	51.520	1:22.003	2:58.853	1							
6	10:43:32	23.399	40.663	59.156	2:03.218	1							
7	10:46:40	30.861	1:08.910	1:27.919	3:07.690	1							
8	10:50:00	48.406	1:06.108	1:25.714	3:20.228	2							
9	10:51:50	22.835	35.867	50.640	1:49.342	2							
10	10:53:38	23.058	35.363	50.153	1:48.574	2							
11	10:55:26	22.580	35.459	50.047	1:48.086	2							
12	10:57:13	22.316	35.253	<b>49.652</b>	<b>1:47.221</b>	2							
13	10:59:02	<b>22.290</b>	35.472	50.543	1:48.305	2							
14	11:00:49	22.417	<b>35.088</b>	49.954	1:47.459	3							
<b>No. 911, LAPIERRE Christophe, Pos. 7</b>													
1	10:31:27	-	37.201	52.581	1:57.573	1							
2	10:33:18	23.821	36.160	51.247	1:51.228	3							
3	10:35:20	<b>23.317</b>	<b>35.952</b>	1:02.056	2:01.325	5							
4	10:38:28	36.279	1:03.231	1:28.601	3:08.111	8							
5	10:41:28	45.628	50.877	1:24.079	3:00.584	1							
6	10:43:29	23.724	39.280	57.292	2:00.296	1							
7	10:46:37	31.016	1:10.234	1:27.140	3:08.390	1							

# GT Tour - Imola

## 30 September 2016 - 02 October 2016

### Porsche Carrera Cup France

*Autodromo Enzo e Dino Ferrari - Imola (4.909 km)*

### Race 2

**Classification on the total laps**

Pos.	No.	Driver	Team	Cat	Cat. pos.	Total time	Laps	Gap 1st	Gap Prev	Best Lap	On lap	Avg.Sp
1	48	JAMINET Mathieu	Martinet by Alméras	A	1	00:30:17.882	17	-	-	1:46.169	11	166.4
2	555	ANDLAUER Julien	Saintéloc	A	2	00:30:30.496	17	12.614	12.614	1:46.630	12	165.7
3	10	LATORRE Forian	Sébastien Loeb Racing	A	3	00:30:40.405	17	22.523	9.909	1:47.018	15	165.1
4	85	LAURENT Thomas	Martinet by Alméras	A	4	00:30:50.812	17	32.930	10.407	1:47.320	7	164.6
5	55	MISSLIN Nicolas	Martinet by Alméras	B	1	00:30:54.995	17	37.113	4.183	1:47.646	5	164.1
6	13	GAIDAI Oleksandr	Tsunami RT	B	2	00:30:59.519	17	41.637	4.524	1:47.706	11	164.0
7	911	LAPIERRE Christophe	Sébastien Loeb Racing	B	3	00:31:01.731	17	43.849	2.212	1:48.270	15	163.2
8	88	DESPIERT Vincent	SpeedLover	B	4	00:29:46.117	16	1 Lp.	1 Lp.	1:50.192	14	160.3
9	7	BELTOISE Vincent	Saintéloc	A	5	00:31:16.000	16	1 Lp.	1:29.883	1:50.429	10	160.0


**Without 1 Lap**

10	9	DE NARDA Joffrey	Sébastien Loeb Racing	A	6	-	0	-	-	-	0	-
----	---	------------------	-----------------------	---	---	---	---	---	---	---	---	---

**Best Lap : 1:46.169 (166.4 km/h), (No.48) JAMINET Mathieu**  
**Best Lap Catégorie 'A' : 1:46.169 (166.4 km/h), (No.48) JAMINET Mathieu**  
**Best Lap Catégorie 'B' : 1:47.646 (164.1 km/h), (No.55) MISSLIN Nicolas**

*Sous réserves de vérifications techniques en cours ou d'incidents d'ordres sportifs*

Le Directeur de Course / The Race Director  
René PASCOU



Le Chronométrateur / The Timekeeper  
Sébastien MASCRET



15:58

Heure d'affichage / Posting Time 2 octobre 2016 16:11

## GT Tour - Imola

**30 September 2016 - 02 October 2016**

**Porsche Carrera Cup France**

*Autodromo Enzo e Dino Ferrari - Imola (4.909 km)*

**Race 2**

**Starting grid**

**AMENDED 2**


Start time : 02/10/2016 15:05    Closing pre grid : 14:55    Duration : 00:30

<b>13</b>	GAIDAI Oleksandr	10	<b>⑩</b>
<b>88</b>	DESPIERT Vincent	9	<b>⑨</b>
<b>911</b>	LAPIERRE Christophe	8	<b>⑧</b>
<b>55</b>	MISSLIN Nicolas	7	<b>⑦</b>
<b>555</b>	ANDLAUER Julien	6	<b>⑥</b>
<b>85</b>	LAURENT Thomas	5	<b>⑤</b>
<b>10</b>	LATORRE Forian	4	<b>④</b>
<b>7</b>	BELTOISE Vincent	3	<b>③</b>
<b>9</b>	DE NARDA Joffrey	2	<b>②</b>
<b>48</b>	JAMINET Mathieu	1	<b>①</b>

**Pole position**

Sous réserves de vérifications techniques en cours ou d'incidents d'ordres sportifs

Président du Collège / Chairman Steward  
Michel VERGNES



Heure d'affichage / Posting Time 2 octobre 2016 14:53

Le Chronométrateur / The Timekeeper  
Florent Renault



14:52



## GT Tour - Imola

30 September 2016 - 02 October 2016

**Porsche Carrera Cup France**

Autodromo Enzo e Dino Ferrari - Imola (4.909 km)

Race 2

Starting grid

AMENDED

Start time : 02/10/2016 15:05 Closing pre grid : 14:55 Duration : 00:30

<b>13</b>	GAIKAI Oleksandr 1:47.514	12	12
<b>88</b>	DESPIERT Vincent 1:50.717	11	11
<b>11</b>	LINDLAND Roar 1:47.389	10	10
<b>911</b>	LAPIERRE Christophe 1:47.171	9	9
<b>55</b>	MISSLIN Nicolas 1:47.091	8	8
<b>47</b>	JOUANNEM Alexandre 1:46.627	7	7
<b>555</b>	ANDLAUER Julien 1:46.203	6	6
<b>85</b>	LAURENT Thomas 1:46.192	5	5
<b>10</b>	LATORRE Forian 1:46.102	4	4
<b>7</b>	BELTOISE Vincent 1:45.866	3	3
<b>9</b>	DE NARDA Joffrey 1:45.863	2	2
<b>48</b>	JAMINET Mathieu 1:45.113	1	1

Pole position


Sous réserves de vérifications techniques en cours ou d'incidents d'ordres sportifs

Décision du collège des commissaires sportifs concernant le concurrent N°13 : Départ en fond de grille

Président du Collège / Chairman Steward  
Michel VERGNES

Heure d'affichage / Posting Time 2 octobre 2016 14:17

Le Chronométrateur / The Timekeeper  
Florent Renault

14:16

# GT Tour - Imola

**30 September 2016 - 02 October 2016**

**Porsche Carrera Cup France**

*Autodromo Enzo e Dino Ferrari - Imola (4.909 km)*

**Race 2**

**Starting grid**

Start time : 02/10/2016 15:05    Closing pre grid : 14:55    Duration : 00:30

<b>88</b>	MEULDERS / DESPIERT 1:50.717	12	<b>12</b>
<b>13</b>	GAIDAI Oleksandr 1:47.514	11	<b>11</b>
<b>11</b>	LINDLAND Roar 1:47.389	10	<b>10</b>
<b>911</b>	LAPIERRE Christophe 1:47.171	9	<b>9</b>
<b>55</b>	MISSLIN Nicolas 1:47.091	8	<b>8</b>
<b>47</b>	JOUANNEM Alexandre 1:46.627	7	<b>7</b>
<b>555</b>	ANDLAUER Julien 1:46.203	6	<b>6</b>
<b>85</b>	LAURENT Thomas 1:46.192	5	<b>5</b>
<b>10</b>	LATORRE Forian 1:46.102	4	<b>4</b>
<b>7</b>	BELTOISE Vincent 1:45.866	3	<b>3</b>
<b>9</b>	DE NARDA Jeffrey 1:45.863	2	<b>2</b>
<b>48</b>	JAMINET Mathieu 1:45.113	1	<b>1</b>

**Pole position**

Sous réserves de vérifications techniques en cours ou d'incidents d'ordres sportifs

Président du Collège / Chairman Steward  
Michel VERGNES

Heure d'affichage / Posting Time 1 octobre 2016 18:23

Le Chronométrateur / The Timekeeper  
Sébastien MASCRET



18:12



## GT Tour - Imola

30 September 2016 - 02 October 2016

**Porsche Carrera Cup France**

*Autodromo Enzo e Dino Ferrari - Imola (4.909 km)*

**Race 2**

**Lap chart**

Start : 48 9 7 10 85 555 55 911 88 13

Lap 0	7								
Lap 1	48	10	555	55	13	911	85	88	
Lap 2	48	10	555	55	13	85	911	88	7
Lap 3	48	10	555	55	13	85	911	88	7
Lap 4	48	555	10	55	85	13	911	88	7
Lap 5	48	555	10	55	85	13	911	88	7
Lap 6	48	555	10	55	85	13	911	88	7
Lap 7	48	555	10	55	85	13	911	88	7
Lap 8	48	555	10	55	85	13	911	88	7
Lap 9	48	555	10	55	85	13	911	88	7
Lap 10	48	555	10	55	85	13	911	88	7
Lap 11	48	555	10	55	85	13	911	88	7
Lap 12	48	555	10	55	85	13	911	88	7
Lap 13	48	555	10	55	85	13	911	88	7
Lap 14	48	555	10	85	55	13	911	88	7
Lap 15	48	555	10	85	55	13	911	88	7
Lap 16	48	555	10	85	55	13	911	88	7
Lap 17	48	555	10	85	55	13	911		



## GT Tour - Imola

30 September 2016 - 02 October 2016

**Porsche Carrera Cup France**

*Autodromo Enzo e Dino Ferrari - Imola (4.909 km)*

**Race 2**

**Classification on best sectors**

Pos.	No.	Best S1	In Lap 1	No.	Best S2	In Lap 2	No.	Best S3	In Lap 3	No.	Ideal lap time	Best Lap	Gap
1	555	22.233	4	555	34.735	12	48	48.843	10	48	1:46.097	1:46.169	0.072
2	48	22.406	11	48	34.848	11	10	49.402	12	555	1:46.399	1:46.630	0.231
3	55	22.481	4	10	35.053	12	555	49.431	7	10	1:46.951	1:47.018	0.067
4	85	22.486	7	85	35.140	8	85	49.596	7	85	1:47.222	1:47.320	0.098
5	10	22.496	16	13	35.206	13	13	49.614	11	13	1:47.421	1:47.706	0.285
6	13	22.601	7	55	35.315	5	55	49.683	3	55	1:47.479	1:47.646	0.167
7	911	22.842	15	911	35.520	17	911	49.765	15	911	1:48.127	1:48.270	0.143
8	88	22.976	17	88	35.912	16	7	50.833	5	7	1:49.817	1:50.429	0.612
9	7	23.068	11	7	35.916	7	88	50.966	8	88	1:49.854	1:50.192	0.338
10	9	-	0	9	-	0	9	-	0	9	-	-	-

Perfect lap : 1:45.811

**GT Tour - Imola**
**30 September 2016 - 02 October 2016**
**Porsche Carrera Cup France**
*Autodromo Enzo e Dino Ferrari - Imola (4.909 km)*
**Race 2**
**Lap by lap**

Laps	Time	S1	S2	S3	Last Lap	Total time
<b>No. 7, BELTOISE Vincent, Pos. 9</b>						
1	15:23:08	-	45.461	56.825	Pit In	2:09.848
2	15:26:09	-	37.361	52.940	1:55.117	5:11.331
3	15:28:00	23.715	36.263	51.268	1:51.246	7:02.577
4	15:29:52	23.686	36.525	51.623	1:51.834	8:54.411
5	15:31:43	23.411	36.425	<b>50.833</b>	1:50.669	10:45.080
6	15:33:35	23.894	36.234	51.742	1:51.870	12:36.950
7	15:35:26	23.830	<b>35.916</b>	51.844	1:51.590	14:28.540
8	15:37:20	24.547	37.113	51.880	1:53.540	16:22.080
9	15:39:12	23.452	37.405	50.974	1:51.831	18:13.911
10	15:41:02	23.415	36.033	50.981	<b>1:50.429</b>	20:04.340
11	15:42:53	<b>23.068</b>	36.423	51.211	1:50.702	21:55.042
12	15:44:44	23.613	36.295	51.530	1:51.438	23:46.480
13	15:46:37	24.970	36.382	51.489	1:52.841	25:39.321
14	15:48:29	23.549	36.809	51.216	1:51.574	27:30.895
15	15:50:20	23.389	36.713	51.561	1:51.663	29:22.558
16	15:52:14	23.937	36.865	52.640	1:53.442	31:16.000
<b>No. 9, DE NARDA Joffrey, Pos. 10</b>						
1	-	-	-	-	-	-
<b>No. 10, LATORRE Forian, Pos. 3</b>						
1	15:22:51	-	36.284	49.884	1:53.170	1:53.170
2	15:24:39	22.630	35.525	50.088	1:48.243	3:41.413
3	15:26:27	22.701	35.175	49.887	1:47.763	5:29.176
4	15:28:15	23.072	35.316	49.842	1:48.230	7:17.406
5	15:30:03	22.554	35.241	50.005	1:47.800	9:05.206
6	15:31:51	22.534	35.221	50.040	1:47.795	10:53.001
7	15:33:39	22.568	35.192	49.854	1:47.614	12:40.615
8	15:35:27	22.616	35.135	50.468	1:48.219	14:28.834
9	15:37:16	23.982	35.141	49.931	1:49.054	16:17.888
10	15:39:03	22.610	35.245	49.753	1:47.608	18:05.496
11	15:40:51	22.521	35.140	49.496	1:47.157	19:52.653
12	15:42:38	22.622	<b>35.053</b>	<b>49.402</b>	1:47.077	21:39.730
13	15:44:25	22.659	35.179	49.793	1:47.631	23:27.361
14	15:46:13	22.595	35.232	49.497	1:47.324	25:14.685
15	15:48:00	22.541	35.057	49.420	<b>1:47.018</b>	27:01.703
16	15:49:49	<b>22.496</b>	35.131	51.912	1:49.539	28:51.242
17	15:51:38	22.797	35.752	50.614	1:49.163	30:40.405
<b>No. 13, GAIDAI Oleksandr, Pos. 6</b>						
1	15:22:54	-	37.754	50.254	1:55.738	1:55.738
2	15:24:43	23.119	35.758	50.014	1:48.891	3:44.629
3	15:26:31	22.956	35.666	50.091	1:48.713	5:33.342
4	15:28:21	23.001	35.510	51.032	1:49.543	7:22.885
5	15:30:09	22.790	35.727	50.146	1:48.663	9:11.548
6	15:31:57	22.783	35.525	49.694	1:48.002	10:59.550
7	15:33:45	<b>22.601</b>	35.656	49.745	1:48.002	12:47.552
8	15:35:34	22.792	35.659	50.007	1:48.458	14:36.010
9	15:37:22	22.688	35.433	49.766	1:47.887	16:23.897
10	15:39:10	22.872	35.757	49.790	1:48.419	18:12.316
11	15:40:58	22.834	35.258	<b>49.614</b>	<b>1:47.706</b>	20:00.022
12	15:42:46	22.803	35.366	49.890	1:48.059	21:48.081
13	15:44:42	22.884	<b>35.206</b>	58.022	1:56.112	23:44.193

**GT Tour - Imola**
**30 September 2016 - 02 October 2016**
**Porsche Carrera Cup France**
*Autodromo Enzo e Dino Ferrari - Imola (4.909 km)*
**Race 2**
**Lap by lap**

Laps	Time	S1	S2	S3	Last Lap	Total time
<b>No. 13, GAIDAI Oleksandr, Pos. 6</b>						
12	15:42:46	22.803	35.366	49.890	1:48.059	21:48.081
13	15:44:42	22.884	<b>35.206</b>	58.022	1:56.112	23:44.193
14	15:46:31	23.311	35.578	50.098	1:48.987	25:33.180
15	15:48:19	22.836	35.330	49.960	1:48.126	27:21.306
16	15:50:09	22.841	36.426	50.315	1:49.582	29:10.888
17	15:51:57	22.931	35.666	50.034	1:48.631	30:59.519
<b>No. 48, JAMINET Mathieu, Pos. 1</b>						
1	15:22:47	-	35.305	49.286	1:49.486	1:49.486
2	15:24:35	22.636	35.316	49.200	1:47.152	3:36.638
3	15:26:22	22.546	35.105	49.676	1:47.327	5:23.965
4	15:28:09	22.512	35.285	49.454	1:47.251	7:11.216
5	15:29:56	22.548	35.034	49.306	1:46.888	8:58.104
6	15:31:43	22.501	35.731	49.247	1:47.479	10:45.583
7	15:33:30	22.472	34.999	48.911	1:46.382	12:31.965
8	15:35:16	22.422	35.051	49.141	1:46.614	14:18.579
9	15:37:03	22.584	35.047	49.099	1:46.730	16:05.309
10	15:38:49	22.443	34.950	<b>48.843</b>	1:46.236	17:51.545
11	15:40:36	<b>22.406</b>	<b>34.848</b>	48.915	<b>1:46.169</b>	19:37.714
12	15:42:22	22.489	35.075	49.116	1:46.680	21:24.394
13	15:44:09	22.559	35.031	49.130	1:46.720	23:11.114
14	15:45:56	22.584	35.197	49.129	1:46.910	24:58.024
15	15:47:42	22.502	35.077	48.991	1:46.570	26:44.594
16	15:49:29	22.558	35.102	49.257	1:46.917	28:31.511
17	15:51:16	22.501	34.895	48.975	1:46.371	30:17.882
<b>No. 55, MISLIN Nicolas, Pos. 5</b>						
1	15:22:52	-	36.858	50.049	1:54.085	1:54.085
2	15:24:40	22.613	35.756	49.821	1:48.190	3:42.275
3	15:26:29	22.978	35.728	<b>49.683</b>	1:48.389	5:30.664
4	15:28:16	<b>22.481</b>	35.422	49.807	1:47.710	7:18.374
5	15:30:04	22.639	<b>35.315</b>	49.692	<b>1:47.646</b>	9:06.020
6	15:31:52	22.591	35.341	50.077	1:48.009	10:54.029
7	15:33:40	22.556	35.333	49.954	1:47.843	12:41.872
8	15:35:29	22.769	35.758	50.229	1:48.756	14:30.628
9	15:37:17	22.763	36.004	49.928	1:48.695	16:19.323
10	15:39:05	22.523	35.457	50.140	1:48.120	18:07.443
11	15:40:53	22.653	35.429	49.866	1:47.948	19:55.391
12	15:42:43	22.834	36.155	50.637	1:49.626	21:45.017
13	15:44:32	22.931	35.748	49.994	1:48.673	23:33.690
14	15:46:21	22.868	35.526	51.155	1:49.549	25:23.239
15	15:48:12	23.299	36.264	51.442	1:51.005	27:14.244
16	15:50:02	22.965	36.199	50.941	1:50.105	29:04.349
17	15:51:53	23.063	36.406	51.177	1:50.646	30:54.995
<b>No. 85, LAURENT Thomas, Pos. 4</b>						
1	15:22:55	-	37.573	50.173	1:56.864	1:56.864
2	15:24:44	22.821	36.074	49.923	1:48.818	3:45.682
3	15:26:32	22.798	35.874	49.888	1:48.560	5:34.242
4	15:28:20	22.645	35.344	50.192	1:48.181	7:22.423
5	15:30:08	22.561	35.216	50.025	1:47.802	9:10.225
6	15:31:56	22.584	35.309	49.912	1:47.805	10:58.030
7	15:33:43	<b>22.486</b>	35.238	<b>49.596</b>	<b>1:47.320</b>	12:45.350



## GT Tour - Imola

30 September 2016 - 02 October 2016

### Porsche Carrera Cup France

Autodromo Enzo e Dino Ferrari - Imola (4.909 km)

### Race 2

Lap by lap

Laps	Time	S1	S2	S3	Last Lap	Total time
<b>No. 85, LAURENT Thomas, Pos. 4</b>						
6	15:31:56	22.584	35.309	49.912	1:47.805	10:58.030
7	15:33:43	<b>22.486</b>	35.238	<b>49.596</b>	<b>1:47.320</b>	12:45.350
8	15:35:31	22.675	<b>35.140</b>	49.931	1:47.746	14:33.096
9	15:37:19	22.560	35.744	50.112	1:48.416	16:21.512
10	15:39:08	22.860	35.497	50.131	1:48.488	18:10.000
11	15:40:56	22.722	35.481	49.738	1:47.941	19:57.941
12	15:42:44	22.728	35.556	49.939	1:48.223	21:46.164
13	15:44:32	22.796	35.334	50.156	1:48.286	23:34.450
14	15:46:21	22.659	35.389	50.622	1:48.670	25:23.120
15	15:48:09	22.765	35.316	50.354	1:48.435	27:11.555
16	15:49:58	23.002	35.630	50.185	1:48.817	29:00.372
17	15:51:49	23.279	35.793	51.368	1:50.440	30:50.812
<b>No. 88, MEULDERS / DESPIERT, Pos. 8</b>						
1	15:22:58	-	39.274	52.128	1:59.905	1:59.905
2	15:24:49	23.101	36.316	51.761	1:51.178	3:51.083
3	15:26:45	23.130	36.348	56.095	1:55.573	5:46.656
4	15:28:35	23.350	36.182	51.301	1:50.833	7:37.489
5	15:30:26	23.043	36.103	51.167	1:50.313	9:27.802
6	15:32:17	23.195	36.774	51.457	1:51.426	11:19.228
7	15:34:08	23.125	36.021	51.243	1:50.389	13:09.617
8	15:35:58	23.194	36.300	<b>50.966</b>	1:50.460	15:00.077
9	15:37:49	23.134	36.207	51.360	1:50.701	16:50.778
10	15:39:39	23.011	36.229	51.528	1:50.768	18:41.546
11	15:41:31	23.035	37.213	51.613	1:51.861	20:33.407
12	15:43:22	23.306	36.237	51.323	1:50.866	22:24.273
13	15:45:12	23.140	36.107	51.043	1:50.290	24:14.563
14	15:47:03	23.009	36.037	51.146	<b>1:50.192</b>	26:04.755
15	15:48:54	22.991	36.810	51.188	1:50.989	27:55.744
16	15:50:44	22.983	<b>35.912</b>	51.478	1:50.373	29:46.117
17	-	<b>22.976</b>	-	-	-	-
<b>No. 555, ANDLAUER Julien, Pos. 2</b>						
1	15:22:52	-	36.398	50.012	1:53.690	1:53.690
2	15:24:39	22.388	35.543	49.921	1:47.852	3:41.542
3	15:26:27	22.838	35.075	49.820	1:47.733	5:29.275
4	15:28:14	<b>22.233</b>	34.877	49.988	1:47.098	7:16.373
5	15:30:01	22.282	34.903	49.547	1:46.732	9:03.105
6	15:31:48	22.314	35.379	49.469	1:47.162	10:50.267
7	15:33:35	22.367	35.168	<b>49.431</b>	1:46.966	12:37.233
8	15:35:22	22.366	34.984	49.805	1:47.155	14:24.388
9	15:37:09	22.388	34.867	49.673	1:46.928	16:11.316
10	15:38:56	22.477	35.107	49.731	1:47.315	17:58.631
11	15:40:44	22.342	34.904	49.773	1:47.019	19:45.650
12	15:42:30	22.419	<b>34.735</b>	49.476	<b>1:46.630</b>	21:32.280
13	15:44:17	22.358	34.995	49.593	1:46.946	23:19.226
14	15:46:04	22.403	34.892	49.789	1:47.084	25:06.310
15	15:47:51	22.621	34.883	49.648	1:47.152	26:53.462
16	15:49:39	22.534	35.185	50.134	1:47.853	28:41.315
17	15:51:28	22.803	35.382	50.996	1:49.181	30:30.496



## GT Tour - Imola

30 September 2016 - 02 October 2016

**Porsche Carrera Cup France**

*Autodromo Enzo e Dino Ferrari - Imola (4.909 km)*

**Race 2**

**Lap by lap**

Laps	Time	S1	S2	S3	Last Lap	Total time
No. 911, LAPIERRE Christophe, Pos. 7						
1	15:22:54	-	37.946	50.601	1:56.568	1:56.568
2	15:24:45	22.973	36.698	50.420	1:50.091	3:46.659
3	15:26:34	23.220	35.942	50.574	1:49.736	5:36.395
4	15:28:23	23.031	35.692	50.299	1:49.022	7:25.417
5	15:30:12	23.023	35.638	50.326	1:48.987	9:14.404
6	15:32:01	23.014	35.653	50.045	1:48.712	11:03.116
7	15:33:50	22.956	35.906	50.301	1:49.163	12:52.279
8	15:35:40	23.143	35.944	50.380	1:49.467	14:41.746
9	15:37:29	23.303	36.053	50.249	1:49.605	16:31.351
10	15:39:18	22.896	35.978	50.210	1:49.084	18:20.435
11	15:41:08	23.099	35.983	50.095	1:49.177	20:09.612
12	15:42:56	23.022	35.669	50.135	1:48.826	21:58.438
13	15:44:45	23.020	35.688	50.247	1:48.955	23:47.393
14	15:46:34	23.295	35.656	50.072	1:49.023	25:36.416
15	15:48:23	<b>22.842</b>	35.663	<b>49.765</b>	<b>1:48.270</b>	27:24.686
16	15:50:11	22.941	35.652	49.856	1:48.449	29:13.135
17	15:52:00	22.914	<b>35.520</b>	50.162	1:48.596	31:01.731