

GT TOUR FFSA 2015-LEDENON

17-19 avril 2015

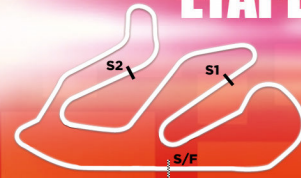
Porsche Carrera Cup France

Circuit de Ledenon (3.156 km)

Essais Privés

Tour par tour

NT	Heure	S1	S2	S3	Tps. tour	Temps total	NT	Heure	S1	S2	S3	Tps. tour	Temps total
N° 2, COUGNAUD Alexandre, Pos. 8							27	11:44:05	28.989	29.227	33.010	1:31.226	58:04.550
1	10:53:41	31.248	27.126	34.738	1:33.112	7:40.527	28	11:45:30	27.703	24.712	32.259	1:24.674	59:29.224
2	10:55:14	31.927	27.257	33.421	Pit In	9:13.132	29	11:46:54	30.379	25.106	28.652	Pit In	1:00:53.361
3	11:01:44	-	28.366	34.459	6:30.357	15:43.489	N° 8, GUILVERT Grégory, Pos. 10						
4	11:03:13	29.979	26.103	33.257	1:29.339	17:12.828	1	10:49:53	32.082	28.064	33.635	1:33.781	3:52.888
5	11:04:41	29.100	25.477	33.078	1:27.655	18:40.483	2	10:51:24	31.216	26.321	33.397	1:30.934	5:23.822
6	11:06:09	29.689	25.611	32.552	1:27.852	20:08.335	3	10:52:52	29.615	25.717	32.630	1:27.962	6:51.784
7	11:07:36	28.951	25.277	32.503	1:26.731	21:35.066	4	10:54:20	28.984	25.416	32.764	1:27.164	8:18.948
8	11:09:02	28.622	25.266	32.296	1:26.184	23:01.250	5	10:55:50	29.479	28.479	32.215	1:30.173	9:49.121
9	11:10:28	28.655	25.186	32.248	1:26.089	24:27.339	6	10:57:14	28.682	25.607	29.714	Pit In	11:13.124
10	11:11:50	28.725	25.050	27.978	Pit In	25:49.092	7	11:03:35	-	26.364	32.425	6:21.578	17:34.702
11	11:21:18	-	25.227	32.116	9:27.922	35:17.014	8	11:05:01	28.547	25.409	31.946	1:25.902	19:00.604
12	11:22:42	28.267	24.760	31.863	1:24.890	36:41.904	9	11:06:27	28.562	25.445	32.240	1:26.247	20:26.851
13	11:24:07	28.141	24.866	31.724	1:24.731	38:06.635	10	11:07:58	29.088	28.719	32.771	1:30.578	21:57.429
14	11:25:32	28.241	24.899	31.613	1:24.753	39:31.388	11	11:09:24	28.582	25.228	31.851	1:25.661	23:23.090
15	11:26:56	27.799	24.918	31.721	1:24.438	40:55.826	12	11:10:49	28.215	25.229	32.081	1:25.525	24:48.615
16	11:28:17	28.196	24.697	27.845	Pit In	42:16.564	13	11:12:12	28.271	25.737	28.288	Pit In	26:10.911
17	11:32:26	-	25.068	31.688	4:09.124	46:25.688	14	11:19:21	-	25.340	31.744	7:09.709	33:20.620
18	11:33:50	27.800	24.579	31.541	1:23.920	47:49.608	15	11:21:01	39.932	25.466	34.793	1:40.191	35:00.811
19	11:35:14	27.855	24.775	31.559	1:24.189	49:13.797	16	11:22:32	37.242	25.303	28.147	Pit In	36:31.503
20	11:36:34	27.714	24.704	27.460	Pit In	50:33.675	17	11:28:53	-	31.682	33.270	6:21.147	42:52.650
21	11:41:35	-	25.861	31.935	5:00.747	55:34.422	18	11:30:22	29.092	25.388	34.071	1:28.551	44:21.201
22	11:42:59	27.705	24.830	31.248	1:23.783	56:58.205	19	11:31:49	29.678	25.171	32.638	1:27.487	45:48.688
23	11:44:22	27.482	24.384	31.309	1:23.175	58:21.380	20	11:33:14	27.739	25.002	31.567	1:24.308	47:12.996
24	11:45:45	27.559	24.361	31.175	1:23.095	59:44.475	21	11:34:38	27.624	24.775	31.593	1:23.992	48:36.988
25	11:47:08	27.591	24.334	31.463	1:23.388	1:01:07.863	22	11:36:01	27.689	24.682	31.234	1:23.605	50:00.593
N° 7, BELTOISE Vincent, Pos. 6							23	11:37:23	27.708	25.092	29.513	Pit In	51:22.906
1	10:49:41	31.682	26.604	33.850	1:32.136	3:40.509	24	11:41:02	-	24.698	31.765	3:38.072	55:00.978
2	10:51:10	30.437	26.034	32.627	1:29.098	5:09.607	25	11:42:25	27.508	24.586	31.385	1:23.479	56:24.457
3	10:52:37	29.529	25.429	32.176	1:27.134	6:36.741	26	11:43:48	27.504	24.619	31.309	1:23.432	57:47.889
4	10:54:04	28.952	25.243	32.679	1:26.874	8:03.615	27	11:45:12	27.620	24.518	31.676	1:23.814	59:11.703
5	10:55:30	28.738	25.063	32.062	1:25.863	9:29.478	28	11:46:33	27.711	24.759	28.057	Pit In	1:00:32.230
6	10:56:56	28.776	25.007	32.005	1:25.788	10:55.266	N° 9, DE NARDA Joffrey, Pos. 9						
7	10:58:21	28.315	24.783	32.012	1:25.110	12:20.376	1	10:50:20	32.600	26.851	34.079	1:33.530	4:19.300
8	10:59:46	29.255	25.183	30.152	Pit In	13:44.966	2	10:51:50	31.482	26.065	32.405	1:29.952	5:49.252
9	11:08:46	-	25.229	32.147	9:00.619	22:45.585	3	10:53:17	29.711	25.788	32.154	1:27.653	7:16.905
10	11:10:12	28.485	24.864	32.226	1:25.575	24:11.160	4	10:54:45	28.745	26.244	32.345	1:27.334	8:44.239
11	11:11:37	28.196	24.722	31.940	1:24.858	25:36.018	5	10:56:14	29.221	26.933	33.511	1:29.665	10:13.904
12	11:13:01	27.879	24.840	31.786	1:24.505	27:00.523	6	10:57:41	29.225	25.532	31.975	1:26.732	11:40.636
13	11:14:26	27.809	24.892	31.718	1:24.419	28:24.942	7	10:59:07	28.487	25.197	32.006	1:25.690	13:06.326
14	11:15:52	28.466	25.660	32.517	1:26.643	29:51.585	8	11:00:32	28.294	24.974	31.895	1:25.163	14:31.489
15	11:17:17	28.298	24.748	31.877	1:24.923	31:16.508	9	11:01:54	28.198	25.193	28.636	Pit In	15:53.516
16	11:18:39	28.068	25.107	28.515	Pit In	32:38.198	10	11:09:10	-	28.008	32.286	7:16.045	23:09.561
17	11:24:40	-	27.823	32.213	6:00.733	38:38.931	11	11:10:36	28.647	25.222	31.851	1:25.720	24:35.281
18	11:26:06	29.234	24.889	32.075	1:26.198	40:05.129	12	11:12:00	28.111	24.741	31.760	1:24.612	25:59.893
19	11:27:30	27.785	24.672	31.687	1:24.144	41:29.273	13	11:13:25	28.158	24.880	31.772	1:24.810	27:24.703
20	11:28:50	27.883	24.739	27.626	Pit In	42:49.521	14	11:14:50	28.099	24.843	31.812	1:24.754	28:49.457
21	11:35:28	-	27.962	34.310	6:38.242	49:27.763	15	11:16:11	28.101	24.874	27.792	Pit In	30:10.224
22	11:37:01	30.643	25.744	35.835	1:32.222	50:59.985	16	11:19:45	-	24.902	31.683	3:34.118	33:44.342
23	11:38:24	27.893	24.445	31.566	1:23.904	52:23.889	17	11:21:09	28.240	24.655	31.544	1:24.439	35:08.781
24	11:39:48	27.565	24.325	31.176	1:23.066	53:46.955	18	11:22:30	27.906	24.688	28.281	Pit In	36:29.656
25	11:41:11	27.419	24.531	31.212	1:23.162	55:10.117	19	11:30:56	-	28.269	35.173	8:25.331	44:54.987
26	11:42:34	27.498	24.450	31.259	1:23.207	56:33.324							



GT TOUR FFSA 2015-LEDENON

17-19 avril 2015

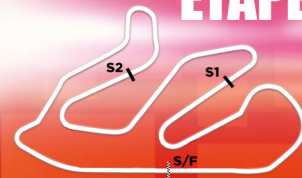
Porsche Carrera Cup France

Circuit de Ledenon (3.156 km)

Essais Privés

Tour par tour

NT	Heure	S1	S2	S3	Tps. tour	Temps total	NT	Heure	S1	S2	S3	Tps. tour	Temps total
N° 9, DE NARDA Joffrey, Pos. 9							10	11:06:17	28.879	25.163	31.894	1:25.936	20:16.551
16	11:19:45	-	24.902	31.683	3:34.118	33:44.342	11	11:07:42	28.120	24.939	31.728	1:24.787	21:41.338
17	11:21:09	28.240	24.655	31.544	1:24.439	35:08.781	12	11:09:07	28.282	25.153	31.831	1:25.266	23:06.604
18	11:22:30	27.906	24.688	28.281	Pit In	36:29.656	13	11:10:32	28.075	25.218	31.835	1:25.128	24:31.732
19	11:30:56	-	28.269	35.173	8:25.331	44:54.987	14	11:11:58	28.222	25.040	31.912	1:25.174	25:56.906
20	11:32:21	28.227	24.957	31.782	1:24.966	46:19.953	15	11:13:23	28.845	25.611	30.855	Pit In	27:22.217
21	11:33:46	28.433	24.839	31.758	1:25.030	47:44.983	16	11:19:52	-	28.384	34.006	6:29.682	33:51.899
22	11:35:09	27.934	24.626	31.362	1:23.922	49:08.905	17	11:21:21	29.515	26.218	33.248	1:28.981	35:20.880
23	11:36:33	27.578	24.470	31.253	1:23.301	50:32.206	18	11:22:47	28.134	25.149	31.914	1:25.197	36:46.077
24	11:37:56	27.627	24.408	31.357	1:23.392	51:55.598	19	11:24:11	27.659	25.015	31.571	1:24.245	38:10.322
25	11:39:34	29.249	31.139	37.777	1:38.165	53:33.763	20	11:25:35	27.621	24.771	31.445	1:23.837	39:34.159
26	11:40:58	27.924	25.535	29.899	Pit In	54:57.121	21	11:26:59	27.964	25.275	31.502	1:24.741	40:58.900
N° 11, LINDLAND Roar, Pos. 13							22	11:28:22	28.591	25.663	28.268	Pit In	42:21.422
1	10:50:08	33.736	29.357	35.394	1:38.487	4:07.430	23	11:34:34	-	25.267	31.579	6:11.509	48:32.931
2	10:51:42	31.639	27.314	34.568	1:33.521	5:40.951	24	11:35:59	28.752	25.083	31.805	1:25.640	49:58.571
3	10:53:13	32.219	26.131	33.163	1:31.513	7:12.464	25	11:37:24	28.057	25.182	31.743	1:24.982	51:23.553
4	10:54:44	30.014	27.275	33.493	1:30.782	8:43.246	26	11:38:48	27.944	24.715	31.671	1:24.330	52:47.883
5	10:56:14	29.788	27.010	33.484	1:30.282	10:13.528	27	11:40:12	27.849	24.561	31.579	1:23.989	54:11.872
6	10:57:43	29.602	26.228	32.772	1:28.602	11:42.130	28	11:41:37	27.925	24.964	31.751	1:24.640	55:36.512
7	10:59:10	28.968	25.497	32.792	1:27.257	13:09.387	29	11:43:02	28.329	25.092	31.701	1:25.122	57:01.634
8	11:00:38	29.136	25.582	32.822	1:27.540	14:36.927	30	11:44:27	27.903	24.749	31.771	1:24.423	58:26.057
9	11:02:04	28.911	25.349	32.472	1:26.732	16:03.659	31	11:45:51	27.800	24.937	31.725	1:24.462	59:50.519
10	11:03:32	30.206	26.624	30.524	Pit In	17:31.013	32	11:47:16	27.922	24.853	31.789	1:24.564	1:01:15.083
11	11:09:14	-	25.720	32.450	5:42.555	23:13.568	N° 17, JOUSSE Maxime, Pos. 4						
12	11:10:40	28.434	25.138	32.612	1:26.184	24:39.752	1	10:50:04	34.701	28.269	35.952	1:38.922	4:03.697
13	11:12:08	29.475	25.251	32.542	1:27.268	26:07.020	2	10:51:35	30.742	26.676	33.028	1:30.446	5:34.143
14	11:13:34	28.469	25.414	32.440	1:26.323	27:33.343	3	10:53:01	29.072	25.311	31.936	1:26.319	7:00.462
15	11:15:00	28.472	24.944	32.250	1:25.666	28:59.009	4	10:54:26	28.240	24.903	31.511	1:24.654	8:25.116
16	11:16:26	28.610	25.143	32.365	1:26.118	30:25.127	5	10:55:54	29.468	24.878	33.873	1:28.219	9:53.335
17	11:17:54	30.025	25.593	32.353	1:27.971	31:53.098	6	10:57:19	28.248	24.902	31.573	1:24.723	11:18.058
18	11:19:17	28.236	25.266	29.454	Pit In	33:16.054	7	10:58:43	29.339	25.603	29.851	Pit In	12:42.851
19	11:30:19	-	31.985	38.607	11:02.213	44:18.267	8	11:03:52	-	24.972	31.616	5:08.961	17:51.812
20	11:31:59	35.597	30.916	33.723	1:40.236	45:58.503	9	11:05:29	28.724	34.135	33.879	Pit In	19:28.550
21	11:33:28	29.784	26.419	32.485	1:28.688	47:27.191	10	11:08:52	-	25.137	32.539	3:23.053	22:51.603
22	11:34:52	27.814	24.862	31.896	1:24.572	48:51.763	11	11:10:16	27.958	24.649	31.377	1:23.984	24:15.587
23	11:36:17	27.814	25.117	31.936	1:24.867	50:16.630	12	11:11:40	27.689	24.779	31.325	1:23.793	25:39.380
24	11:37:42	28.118	24.531	31.720	1:24.369	51:40.999	13	11:13:06	28.457	25.646	31.533	1:25.636	27:05.016
25	11:39:11	27.757	25.012	37.103	1:29.872	53:10.871	14	11:14:30	27.988	24.772	31.279	1:24.039	28:29.055
26	11:40:48	34.974	26.473	35.032	1:36.479	54:47.350	15	11:15:56	28.963	27.425	29.804	Pit In	29:55.247
27	11:42:13	27.965	24.838	31.830	1:24.633	56:11.983	16	11:23:11	-	27.651	35.544	7:15.312	37:10.559
28	11:43:37	27.970	24.957	31.972	1:24.899	57:36.882	17	11:24:38	29.911	24.909	31.933	1:26.753	38:37.312
29	11:45:02	28.113	24.788	31.581	Pit In	59:01.364	18	11:26:01	27.787	24.434	31.311	1:23.532	40:00.844
N° 13, GAIDAI Oleksander, Pos. 12							19	11:27:24	27.329	24.376	31.056	1:22.761	41:23.605
1	10:50:18	33.356	27.478	33.780	1:34.614	4:17.709	20	11:28:47	27.499	24.266	31.143	1:22.908	42:46.513
2	10:51:49	31.360	26.411	32.922	1:30.693	5:48.402	21	11:30:10	27.371	24.387	31.115	1:22.873	44:09.386
3	10:53:19	30.641	26.830	32.834	1:30.305	7:18.707	22	11:31:41	30.652	27.696	33.125	1:31.473	45:40.859
4	10:54:47	29.496	25.347	32.477	1:27.320	8:46.027	23	11:33:02	27.797	25.169	27.622	Pit In	47:01.447
5	10:56:15	29.315	25.738	33.102	1:28.155	10:14.182	24	11:41:14	-	24.876	31.380	8:12.121	55:13.568
6	10:57:46	29.642	28.475	33.484	1:31.601	11:45.783	25	11:42:37	27.576	24.433	31.319	1:23.328	56:36.896
7	10:59:12	28.930	25.272	31.824	1:26.026	13:11.809	26	11:44:01	27.688	24.591	31.338	1:23.617	58:00.513
8	11:00:37	29.018	25.091	30.657	Pit In	14:36.575	27	11:45:24	27.399	24.440	31.339	1:23.178	59:23.691
9	11:04:51	-	25.345	32.327	4:14.040	18:50.615	28	11:46:48	27.594	24.811	31.330	1:23.735	1:00:47.426



GT TOUR FFSA 2015-LEDENON

17-19 avril 2015

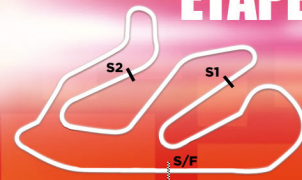
Porsche Carrera Cup France

Circuit de Ledenon (3.156 km)

Essais Privés

Tour par tour

NT	Heure	S1	S2	S3	Tps. tour	Temps total	NT	Heure	S1	S2	S3	Tps. tour	Temps total
N° 17, JOUSSE Maxime, Pos. 4							16	11:23:41	-	25.267	31.635	7:24.661	37:40.226
26	11:44:01	27.688	24.591	31.338	1:23.617	58:00.513	17	11:25:05	27.814	24.744	31.377	1:23.935	39:04.161
27	11:45:24	27.399	24.440	31.339	1:23.178	59:23.691	18	11:26:29	27.711	24.794	31.339	1:23.844	40:28.005
28	11:46:48	27.594	24.811	31.330	1:23.735	1:00:47.426	19	11:27:52	27.708	24.684	31.341	1:23.733	41:51.738
N° 18, PALETTE Steven, Pos. 2							20	11:29:56	1:08.71	26.143	28.711	Pit In	43:55.304
1	10:49:33	30.977	26.732	30.901	Pit In	3:32.025	21	11:39:30	-	31.910	36.154	9:34.410	53:29.714
2	10:54:51	-	30.684	37.843	5:18.088	8:50.113	22	11:41:04	27.646	27.842	38.249	1:33.737	55:03.451
3	10:56:21	30.920	26.480	32.487	1:29.887	10:20.000	23	11:42:27	27.617	24.639	31.100	1:23.356	56:26.807
4	10:57:47	28.986	25.190	32.022	1:26.198	11:46.198	24	11:43:50	27.218	24.338	31.155	1:22.711	57:49.518
5	10:59:15	28.881	25.206	34.446	1:28.533	13:14.731	25	11:45:13	27.321	24.569	31.250	1:23.140	59:12.658
6	11:00:40	28.608	24.865	31.661	1:25.134	14:39.865	26	11:46:38	28.652	26.451	29.336	Pit In	1:00:37.097
7	11:02:05	28.313	24.965	31.599	1:24.877	16:04.742	N° 36, DIAZ-VARELA Daniel, Pos. 15						
8	11:03:31	28.683	24.978	31.635	1:25.296	17:30.038	1	10:50:47	37.887	32.526	39.226	1:49.639	4:46.667
9	11:04:55	28.250	24.736	31.409	1:24.395	18:54.433	2	10:52:30	36.557	31.395	35.281	Pit In	6:29.900
10	11:06:19	27.989	24.675	31.492	1:24.156	20:18.589	3	10:56:27	-	30.069	35.804	3:56.113	10:26.013
11	11:07:43	27.997	24.743	31.518	1:24.258	21:42.847	4	10:58:02	33.031	28.025	34.678	1:35.734	12:01.747
12	11:09:05	28.082	24.921	28.543	Pit In	23:04.393	5	10:59:36	32.504	27.135	33.859	1:33.498	13:35.245
13	11:13:51	-	25.211	31.968	4:45.769	27:50.162	6	11:01:09	31.089	28.196	34.081	1:33.366	15:08.611
14	11:15:16	27.949	24.564	32.536	1:25.049	29:15.211	7	11:02:41	30.834	27.265	33.918	1:32.017	16:40.628
15	11:16:40	27.960	24.704	31.416	1:24.080	30:39.291	8	11:04:13	30.757	27.069	34.229	1:32.055	18:12.683
16	11:18:04	28.107	24.624	31.820	1:24.551	32:03.842	9	11:05:42	30.600	26.733	31.171	Pit In	19:41.187
17	11:19:30	27.993	24.822	32.289	1:25.104	33:28.946	10	11:13:36	-	30.581	36.631	7:54.420	27:35.607
18	11:20:51	28.117	24.732	28.405	Pit In	34:50.200	11	11:15:05	30.245	25.936	32.810	1:28.991	29:04.598
19	11:26:10	-	26.160	31.859	5:19.406	40:09.606	12	11:16:33	29.366	25.943	32.898	1:28.207	30:32.805
20	11:27:34	27.857	24.684	31.608	1:24.149	41:33.755	13	11:18:01	29.150	25.644	32.632	1:27.426	32:00.231
21	11:28:58	27.861	24.599	31.302	1:23.762	42:57.517	14	11:19:31	30.348	25.800	33.639	1:29.787	33:30.018
22	11:30:22	27.817	24.481	31.432	1:23.730	44:21.247	15	11:20:58	28.923	25.916	32.696	1:27.535	34:57.553
23	11:31:44	28.230	25.088	28.722	Pit In	45:43.287	16	11:22:26	29.373	25.646	32.699	1:27.718	36:25.271
24	11:36:30	-	33.348	33.974	4:45.910	50:29.197	17	11:23:53	29.412	25.560	32.418	1:27.390	37:52.661
25	11:37:54	28.160	24.807	31.551	1:24.518	51:53.715	18	11:25:21	30.285	25.811	31.341	Pit In	39:20.098
26	11:39:17	27.669	24.353	30.940	1:22.962	53:16.677	19	11:30:26	-	26.148	32.855	5:05.520	44:25.618
27	11:40:40	27.483	24.269	30.957	1:22.709	54:39.386	20	11:31:55	30.065	26.067	32.482	1:28.614	45:54.232
28	11:42:05	28.082	25.367	31.615	1:25.064	56:04.450	21	11:33:23	29.602	25.697	32.570	1:27.869	47:22.101
29	11:43:28	27.558	24.286	31.081	1:22.925	57:27.375	22	11:34:49	28.893	25.449	32.322	1:26.664	48:48.765
30	11:44:51	27.344	24.791	31.098	1:23.233	58:50.608	23	11:36:19	30.432	26.574	32.376	1:29.382	50:18.147
31	11:46:13	27.594	24.793	29.767	Pit In	1:00:12.762	24	11:37:46	29.114	25.471	32.394	1:26.979	51:45.126
N° 33, PLA Jim, Pos. 3							25	11:39:12	28.952	25.269	32.412	1:26.633	53:11.759
1	10:49:56	34.645	28.061	37.972	1:40.678	3:55.811	26	11:40:39	29.213	25.420	32.218	1:26.851	54:38.610
2	10:51:24	30.385	26.321	30.458	Pit In	5:22.975	27	11:42:05	29.711	25.614	30.732	Pit In	56:04.667
3	10:53:50	-	26.467	32.282	2:26.563	7:49.538	28	-	-	26.561	-	-	-
4	10:55:18	28.739	25.288	33.507	1:27.534	9:17.072	N° 48, JAMINET Mathieu, Pos. 1						
5	10:56:40	28.209	25.024	28.844	Pit In	10:39.149	1	10:49:58	36.633	30.615	36.184	1:43.432	3:57.631
6	10:59:41	-	24.941	31.984	3:00.939	13:40.088	2	10:51:30	31.306	26.815	33.277	1:31.398	5:29.029
7	11:01:06	28.155	25.333	31.750	1:25.238	15:05.326	3	10:52:57	29.702	25.709	32.210	1:27.621	6:56.650
8	11:02:30	28.018	24.911	31.592	1:24.521	16:29.847	4	10:54:23	28.745	25.109	31.758	1:25.612	8:22.262
9	11:03:52	27.976	25.572	28.517	Pit In	17:51.912	5	10:55:48	28.485	25.040	31.612	1:25.137	9:47.399
10	11:09:16	-	25.471	33.326	5:23.962	23:15.874	6	10:57:13	28.680	25.007	31.666	1:25.353	11:12.752
11	11:10:41	28.067	24.861	31.619	1:24.547	24:40.421	7	10:58:38	28.576	24.887	31.600	1:25.063	12:37.815
12	11:12:06	28.138	24.922	31.505	1:24.565	26:04.986	8	11:00:03	28.348	24.937	31.649	1:24.934	14:02.749
13	11:13:30	27.790	24.889	31.277	1:23.956	27:28.942	9	11:01:26	28.446	25.212	28.865	Pit In	15:25.272
14	11:14:54	27.891	24.808	31.459	1:24.158	28:53.100	10	11:07:56	-	25.767	32.470	6:30.491	21:55.763
15	11:16:16	28.362	25.423	28.680	Pit In	30:15.565	11	11:09:22	28.473	25.174	31.680	1:25.327	23:21.090



GT TOUR FFSA 2015-LEDENON

17-19 avril 2015

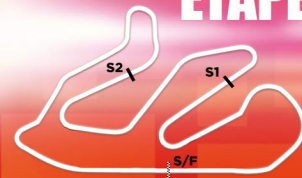
Porsche Carrera Cup France

Circuit de Ledenon (3.156 km)

Essais Privés

Tour par tour

NT	Heure	S1	S2	S3	Tps. tour	Temps total	NT	Heure	S1	S2	S3	Tps. tour	Temps total
N° 48, JAMINET Mathieu, Pos. 1							N° 169, GOUNON Jules, Pos. 7						
8	11:00:03	28.348	24.937	31.649	1:24.934	14:02.749	1	10:49:22	31.184	27.324	34.735	1:33.243	3:21.364
9	11:01:26	28.446	25.212	28.865	Pit In	15:25.272	2	10:50:51	30.826	27.196	31.310	Pit In	4:50.696
10	11:07:56	-	25.767	32.470	6:30.491	21:55.763	3	10:56:12	-	27.319	33.192	5:20.912	10:11.608
11	11:09:22	28.473	25.174	31.680	1:25.327	23:21.090	4	10:57:38	28.945	25.223	31.991	1:26.159	11:37.767
12	11:10:46	28.117	24.925	31.456	1:24.498	24:45.588	5	10:59:04	28.348	25.008	31.932	1:25.288	13:03.055
13	11:12:11	28.111	24.936	31.452	1:24.499	26:10.087	6	11:00:29	28.231	24.946	31.873	1:25.050	14:28.105
14	11:13:36	28.691	24.966	31.775	1:25.432	27:35.519	7	11:01:53	28.003	24.866	31.854	1:24.723	15:52.828
15	11:14:58	29.005	25.157	27.865	Pit In	28:57.546	8	11:03:18	28.152	24.961	31.957	1:25.070	17:17.898
16	11:20:50	-	25.476	32.124	5:51.760	34:49.306	9	11:04:43	28.214	24.760	31.597	1:24.571	18:42.469
17	11:22:14	28.010	24.809	31.405	1:24.224	36:13.530	10	11:06:05	28.331	25.276	28.247	Pit In	20:04.323
18	11:23:39	28.277	24.828	31.296	1:24.401	37:37.931	11	11:10:19	-	24.833	31.904	4:13.686	24:18.009
19	11:25:03	28.016	24.771	31.355	1:24.142	39:02.073	12	11:11:43	28.052	24.778	31.699	1:24.529	25:42.538
20	11:26:27	27.957	24.722	31.327	1:24.006	40:26.079	13	11:13:08	28.127	24.690	31.670	1:24.487	27:07.025
21	11:27:47	27.922	24.797	27.632	Pit In	41:46.430	14	11:14:32	27.757	24.622	31.539	1:23.918	28:30.943
22	11:35:51	-	33.954	39.242	8:04.433	49:50.863	15	11:15:56	27.835	24.684	31.734	1:24.253	29:55.196
23	11:37:33	33.333	32.182	35.542	1:41.057	51:31.920	16	11:17:16	28.003	24.859	27.400	Pit In	31:15.458
24	11:38:56	27.870	24.529	31.541	1:23.940	52:55.860	17	11:24:10	-	27.727	31.880	6:54.079	38:09.537
25	11:40:20	27.441	24.474	31.188	1:23.103	54:18.963	18	11:25:34	27.755	24.652	31.393	1:23.800	39:33.337
26	11:41:43	27.421	24.512	31.071	1:23.004	55:41.967	19	11:26:55	28.574	26.015	26.925	Pit In	40:54.851
27	11:43:05	27.419	24.305	30.950	1:22.674	57:04.641	20	11:32:32	-	27.469	33.019	5:36.385	46:31.236
28	11:44:41	32.175	29.841	33.972	1:35.988	58:40.629	21	11:33:57	28.043	24.946	32.064	1:25.053	47:56.289
29	11:46:07	27.716	24.487	33.643	1:25.846	1:00:06.475	22	11:35:20	27.447	24.526	31.333	1:23.306	49:19.595
N° 85, MARROC Nicolas, Pos. 5							23	11:37:05	41.864	25.430	37.520	1:44.814	51:04.409
1	10:50:55	30.436	26.035	34.550	1:31.021	4:54.543	24	11:38:28	27.511	24.459	31.445	1:23.415	52:27.824
2	10:52:23	29.300	25.974	32.357	1:27.631	6:22.174	25	11:39:52	27.232	24.374	32.340	1:23.946	53:51.770
3	10:53:49	28.612	25.432	31.957	1:26.001	7:48.175	26	11:41:15	27.319	24.402	31.353	1:23.074	55:14.844
4	10:55:16	28.303	24.723	33.744	1:26.770	9:14.945	27	11:42:41	27.583	24.444	34.027	1:26.054	56:40.898
5	10:56:40	28.331	24.723	31.462	1:24.516	10:39.461	28	11:44:13	31.954	27.222	32.069	1:31.245	58:12.143
6	10:58:05	28.341	24.849	31.736	1:24.926	12:04.387	29	11:45:36	28.091	25.408	30.087	Pit In	59:35.729
7	10:59:30	28.319	24.741	31.738	1:24.798	13:29.185	N° 888, PERFETTI Egidio, Pos. 14						
8	11:00:54	27.912	24.942	31.586	1:24.440	14:53.625	1	10:51:20	35.100	30.608	33.212	Pit In	5:19.023
9	11:02:19	28.073	24.734	31.595	1:24.402	16:18.027	2	10:54:41	-	29.906	33.859	3:21.106	8:40.129
10	11:03:43	27.974	24.665	31.651	1:24.290	17:42.317	3	10:56:11	31.631	27.887	30.772	Pit In	10:10.419
11	11:05:06	28.163	24.860	30.544	Pit In	19:05.884	4	11:04:04	-	27.545	33.750	7:53.275	18:03.694
12	11:10:54	-	25.178	31.689	5:47.994	24:53.878	5	11:05:34	30.558	26.587	33.084	1:30.229	19:33.923
13	11:12:43	51.600	25.125	31.594	1:48.319	26:42.197	6	11:07:06	30.500	27.164	33.702	1:31.366	21:05.289
14	11:14:08	28.357	25.290	31.690	Pit In	28:07.534	7	11:08:37	30.734	26.740	33.254	1:30.728	22:36.017
15	11:22:39	-	25.254	32.024	8:31.329	36:38.863	8	11:10:05	29.840	25.987	32.527	1:28.354	24:04.371
16	11:24:03	27.673	24.697	31.344	1:23.714	38:02.577	9	11:11:32	28.890	25.363	32.509	1:26.762	25:31.133
17	11:25:27	27.681	24.734	31.725	1:24.140	39:26.717	10	11:12:59	28.933	25.384	32.477	1:26.794	26:57.927
18	11:26:51	27.741	24.662	31.542	1:23.945	40:50.662	11	11:14:25	28.652	25.428	32.264	1:26.344	28:24.271
19	11:28:15	27.543	24.693	31.478	1:23.714	42:14.376	12	11:15:54	30.206	25.924	32.522	1:28.652	29:52.923
20	11:29:41	28.168	25.489	32.842	1:26.499	43:40.875	13	11:17:21	28.819	29.445	29.520	Pit In	31:20.707
21	11:31:03	27.869	24.914	28.615	Pit In	45:02.273	14	11:24:51	-	25.821	32.739	7:29.499	38:50.206
22	11:38:07	-	27.182	32.756	7:04.252	52:06.525	15	11:26:17	28.441	25.293	32.249	1:25.983	40:16.189
23	11:39:33	28.019	24.896	33.108	1:26.023	53:32.548	16	11:27:42	28.406	25.124	31.988	1:25.518	41:41.707
24	11:40:59	27.845	25.202	32.716	1:25.763	54:58.311	17	11:29:08	28.265	25.033	32.297	1:25.595	43:07.302
25	11:42:22	27.057	24.443	31.535	1:23.035	56:21.346	18	11:30:30	28.574	25.251	28.739	Pit In	44:29.866
26	11:43:45	27.409	24.317	31.221	1:22.947	57:44.293	19	11:37:09	-	28.514	34.161	6:38.511	51:08.377
27	11:45:08	27.263	24.385	31.576	1:23.224	59:07.517	20	11:38:37	29.216	26.409	32.733	1:28.358	52:36.735
28	11:46:31	27.320	24.471	31.311	1:23.102	1:00:30.619	21	11:40:03	28.393	25.194	32.175	1:25.762	54:02.497
							22	11:41:28	28.049	25.090	31.633	1:24.772	55:27.269



GT TOUR FFSA 2015-LEDENON

17-19 avril 2015

Porsche Carrera Cup France

Circuit de Ledenon (3.156 km)

Essais Privés

Tour par tour

NT	Heure	S1	S2	S3	Tps. tour	Temps total	NT	Heure	S1	S2	S3	Tps. tour	Temps total
----	-------	----	----	----	-----------	-------------	----	-------	----	----	----	-----------	-------------

N° 888, PERFETTI Egidio, Pos. 14

19	11:37:09	-	28.514	34.161	6:38.511	51:08.377
20	11:38:37	29.216	26.409	32.733	1:28.358	52:36.735
21	11:40:03	28.393	25.194	32.175	1:25.762	54:02.497
22	11:41:28	28.049	25.090	31.633	1:24.772	55:27.269
23	11:42:53	27.755	24.804	32.324	1:24.883	56:52.152
24	11:44:17	27.782	24.891	31.854	1:24.527	58:16.679
25	11:45:42	28.185	24.920	31.732	1:24.837	59:41.516
26	11:47:07	28.377	24.988	31.992	1:25.357	1:01:06.873

N° 911, LAPIERRE Christophe, Pos. 11

1	10:50:12	31.012	27.020	33.192	1:31.224	4:11.440
2	10:51:42	29.780	25.937	34.164	1:29.881	5:41.321
3	10:53:11	30.755	25.776	32.415	1:28.946	7:10.267
4	10:54:38	29.006	25.856	32.374	1:27.236	8:37.503
5	10:56:05	29.551	25.299	32.029	1:26.879	10:04.382
6	10:57:31	28.665	25.406	31.843	1:25.914	11:30.296
7	10:58:57	28.740	25.510	31.996	1:26.246	12:56.542
8	11:00:23	28.524	25.296	31.972	1:25.792	14:22.334
9	11:01:48	28.289	25.190	31.949	1:25.428	15:47.762
10	11:03:26	34.563	28.996	33.899	Pit In	17:25.220
11	11:08:57	-	25.757	32.471	5:30.724	22:55.944
12	11:10:23	29.206	25.277	31.952	1:26.435	24:22.379
13	11:11:49	28.886	25.219	31.897	1:26.002	25:48.381
14	11:13:14	28.054	25.124	31.955	1:25.133	27:13.514
15	11:14:39	28.127	25.175	32.051	1:25.353	28:38.867
16	11:16:05	28.095	25.336	31.892	1:25.323	30:04.190
17	11:17:30	28.126	25.270	32.043	1:25.439	31:29.629
18	11:18:55	27.958	25.138	32.101	1:25.197	32:54.826
19	11:20:35	33.559	30.108	35.654	Pit In	34:34.147
20	11:34:04	-	27.104	32.606	13:29.179	48:03.326
21	11:35:30	28.686	25.469	32.022	1:26.177	49:29.503
22	11:36:55	28.271	25.002	31.604	1:24.877	50:54.380
23	11:38:18	27.607	24.575	31.309	1:23.491	52:17.871
24	11:39:53	29.720	30.239	34.806	1:34.765	53:52.636
25	11:41:18	27.701	25.454	31.558	1:24.713	55:17.349
26	11:42:42	27.695	24.774	31.335	1:23.804	56:41.153
27	11:44:07	28.616	24.723	31.536	1:24.875	58:06.028
28	11:45:31	27.981	24.776	31.306	1:24.063	59:30.091
29	11:46:56	28.432	24.929	31.812	1:25.173	1:00:55.264