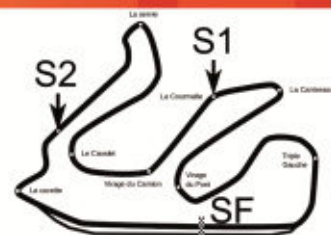


# GT TOUR FFSA 2014

## 30 Mai au 1er Juin



Porsche Carrera Cup France

Circuit de Lédenon (3.14 km)

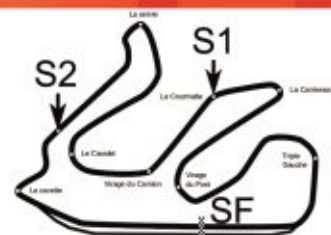
Essais Privés 1

Tour par tour

NT	Heure	S1	S2	S3	Dern. Tr	Total Time	NT	Heure	S1	S2	S3	Dern. Tr	Total Time
<b>N° 1, Castelli Gael, Pos. 9</b>							13	10:51:56	29.984	28.341	31.480	1:29.805	24:24.761
1	10:31:46	-	26.161	33.019	2:03.949	4:14.598	14	10:53:21	<b>27.848</b>	25.061	32.191	1:25.100	25:49.861
2	10:33:12	29.056	25.575	32.108	1:26.739	5:41.337	15	10:54:54	34.157	26.811	31.645	1:32.613	27:22.474
3	10:34:39	29.850	25.305	31.904	1:27.059	7:08.396	16	10:56:18	28.136	24.825	31.666	1:24.627	28:47.101
4	10:36:05	28.145	25.175	31.887	1:25.207	8:33.603	17	10:57:43	28.216	25.035	31.691	1:24.942	30:12.043
5	10:37:29	28.152	24.760	31.586	1:24.498	9:58.101	<b>N° 4, Bottemanne Sacha, Pos. 16</b>						
6	10:38:54	28.142	24.901	31.523	1:24.566	11:22.667	1	10:31:30	35.844	31.014	38.283	1:45.141	3:58.616
7	10:40:19	28.148	24.947	31.803	1:24.898	12:47.565	2	10:33:10	32.327	29.026	38.641	1:39.994	5:38.610
8	10:41:44	30.022	26.573	28.870	Pit In	14:13.030	3	10:34:38	30.468	25.908	32.288	1:28.664	7:07.274
9	10:46:49	-	25.147	31.504	5:04.614	19:17.644	4	10:36:05	28.414	25.892	32.530	1:26.836	8:34.110
10	10:48:13	28.130	24.840	31.614	1:24.584	20:42.228	5	10:37:31	<b>28.183</b>	25.358	31.827	1:25.368	9:59.478
11	10:49:38	28.209	25.000	31.767	1:24.976	22:07.204	6	10:38:56	28.372	<b>25.213</b>	<b>31.753</b>	<b>1:25.338</b>	<b>11:24.816</b>
12	10:51:03	28.258	<b>24.698</b>	<b>31.485</b>	1:24.441	23:31.645	7	10:44:30	-	-	39.655	Pit In	16:58.676
13	10:52:27	<b>28.041</b>	24.765	31.515	<b>1:24.321</b>	24:55.966	<b>N° 5, Martins Lonni, Pos. 8</b>						
14	10:53:50	28.129	24.785	29.960	Pit In	26:18.840	1	10:31:29	28.908	26.160	33.856	1:28.924	3:57.843
<b>N° 2, Jousse Maxime, Pos. 1</b>							2	10:32:55	28.919	24.994	32.015	1:25.928	5:23.771
1	10:31:29	35.602	31.110	38.502	1:45.214	3:58.401	3	10:34:20	28.212	24.919	31.571	1:24.702	6:48.473
2	10:33:10	32.182	29.085	38.918	1:40.185	5:38.586	4	10:35:44	27.907	24.889	31.800	1:24.596	8:13.069
3	10:34:53	37.462	30.759	35.244	Pit In	7:22.051	5	10:37:07	28.188	25.208	29.830	Pit In	9:36.295
4	10:39:35	-	28.707	37.548	4:41.981	12:04.032	6	10:42:47	-	27.932	36.991	5:40.101	15:16.396
5	10:41:07	32.461	26.548	32.744	1:31.753	13:35.785	7	10:44:13	28.367	25.446	31.861	1:25.674	16:42.070
6	10:43:04	29.761	25.310	1:02.206	1:57.277	15:33.062	8	10:46:38	-	-	31.539	2:24.639	19:06.709
7	10:44:30	28.479	25.234	31.834	1:25.547	16:58.609	9	10:48:04	<b>27.813</b>	26.421	31.636	1:25.870	20:32.579
8	10:45:54	28.158	24.843	31.499	1:24.500	18:23.109	10	10:49:28	28.204	25.175	31.460	1:24.839	21:57.418
9	10:47:30	27.605	25.748	42.285	1:35.638	19:58.747	11	10:50:53	27.921	<b>24.816</b>	31.535	1:24.272	23:21.690
10	10:48:54	27.642	24.907	31.323	1:23.872	21:22.619	12	10:52:17	28.108	24.881	<b>31.279</b>	<b>1:24.268</b>	<b>24:45.958</b>
11	10:50:19	<b>27.542</b>	25.614	32.051	Pit In	22:47.826	13	10:53:44	28.311	25.041	33.434	Pit In	26:12.744
12	10:54:30	-	25.003	31.415	4:10.661	26:58.487	<b>N° 6, Armindo Nicolas, Pos. 2</b>						
13	10:55:54	27.825	24.959	31.992	1:24.776	28:23.263	1	10:31:49	28.376	25.349	32.305	1:26.030	4:18.190
14	10:57:18	27.614	<b>24.544</b>	<b>31.306</b>	<b>1:23.464</b>	29:46.727	2	10:33:14	28.179	24.955	31.836	1:24.970	5:43.160
15	10:58:45	28.617	26.877	31.639	Pit In	31:13.860	3	10:34:41	29.321	25.174	31.955	1:26.450	7:09.610
<b>N° 3, Cougnaud Alexandre, Pos. 10</b>							4	10:36:06	27.837	25.037	31.945	1:24.819	8:34.429
1	10:31:18	32.503	26.522	33.204	1:32.229	3:46.526	5	10:37:35	28.135	25.313	36.018	1:29.466	10:03.895
2	10:32:45	29.498	25.678	32.093	1:27.269	5:13.795	6	10:38:59	27.708	<b>24.733</b>	31.381	1:23.822	11:27.717
3	10:34:10	28.488	25.041	31.593	1:25.122	6:38.917	7	10:40:25	30.428	26.040	29.529	Pit In	12:53.714
4	10:35:35	28.281	25.041	31.452	1:24.774	8:03.691	8	10:45:15	-	25.736	31.703	4:49.999	17:43.713
5	10:36:59	28.432	24.850	<b>31.394</b>	1:24.676	9:28.367	9	10:46:38	<b>27.693</b>	24.955	<b>30.880</b>	<b>1:23.528</b>	19:07.241
6	10:38:24	28.194	24.898	31.682	1:24.774	10:53.141	10	10:52:31	4:54.874	26.523	31.604	5:53.001	25:00.242
7	10:39:47	28.398	25.474	29.005	Pit In	12:16.018	11	10:53:54	28.004	26.819	28.218	Pit In	26:23.283
8	10:44:47	-	25.554	31.824	5:00.321	17:16.339	12	10:57:58	-	24.978	31.620	4:03.381	30:26.664
9	10:46:12	28.040	<b>24.812</b>	31.472	<b>1:24.324</b>	18:40.663							
10	10:47:36	28.306	24.930	31.509	1:24.745	20:05.408							
11	10:49:01	28.269	25.212	31.569	1:25.050	21:30.458							
12	10:50:26	28.182	24.894	31.422	1:24.498	22:54.956							

# GT TOUR FFSA 2014

## 30 Mai au 1er Juin



Porsche Carrera Cup France

Circuit de Lédenon (3.14 km)

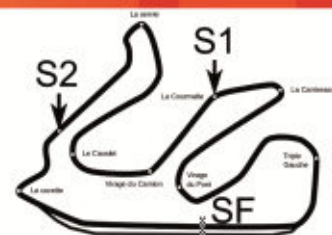
Essais Privés 1

Tour par tour

NT	Heure	S1	S2	S3	Dern. Tr	Total Time	NT	Heure	S1	S2	S3	Dern. Tr	Total Time
<b>N° 6, Armino Nicolas, Pos. 2</b>							7	10:43:58	-	26.538	32.863	4:46.158	16:26.499
12	10:57:58	-	24.978	31.620	4:03.381	30:26.664	8	10:45:25	29.127	25.604	32.557	1:27.288	17:53.787
<b>N° 07, Lepesqueux Antoine, Pos. 20</b>							9	10:46:51	28.888	25.278	32.238	1:26.404	19:20.191
1	10:32:08	-	28.050	34.560	2:06.753	4:37.134	10	10:48:18	29.086	25.561	<b>31.734</b>	1:26.381	20:46.572
2	10:33:40	30.311	27.162	33.883	1:31.356	6:08.490	11	10:49:49	33.057	25.722	32.405	1:31.184	22:17.756
3	10:35:09	29.280	26.461	33.934	1:29.675	7:38.165	12	10:51:15	28.952	25.331	32.065	1:26.348	23:44.104
4	10:36:38	29.455	26.470	33.159	1:29.084	9:07.249	13	10:52:41	28.975	25.290	32.022	1:26.287	25:10.391
5	10:38:07	29.243	26.299	33.398	1:28.940	10:36.189	14	10:54:12	28.886	28.229	33.350	1:30.465	26:40.856
6	10:39:36	28.802	26.176	33.360	1:28.338	12:04.527	15	10:55:39	29.163	25.401	32.141	1:26.705	28:07.561
7	10:41:09	32.546	27.559	33.242	1:33.347	13:37.874	16	10:57:04	<b>28.526</b>	<b>25.000</b>	32.002	<b>1:25.528</b>	29:33.089
8	10:42:38	30.959	26.861	31.134	Pit In	15:06.828	17	10:58:36	30.317	27.287	34.285	Pit In	31:04.978
9	10:49:12	-	26.294	32.509	6:33.734	21:40.562	<b>N° 9, De Narda Joffrey, Pos. 19</b>						
10	10:50:39	28.890	26.365	32.516	1:27.771	23:08.333	1	10:42:35	30.353	25.508	<b>31.516</b>	1:27.377	15:04.144
11	10:52:07	29.001	25.998	32.365	1:27.364	24:35.697	2	10:44:21	<b>28.321</b>	44.932	32.751	1:46.004	16:50.148
12	10:53:35	29.895	26.054	32.519	1:28.468	26:04.165	3	10:45:48	29.059	25.598	32.217	1:26.874	18:17.022
13	10:55:03	<b>28.721</b>	25.915	33.632	1:28.268	27:32.433	4	10:47:14	28.623	25.461	32.209	<b>1:26.293</b>	19:43.315
14	10:56:30	28.854	25.533	<b>32.053</b>	1:26.440	28:58.873	5	10:48:41	28.961	25.607	32.185	1:26.753	21:10.068
15	10:57:56	28.804	<b>25.476</b>	32.085	1:26.365	30:25.238	6	10:50:08	28.598	25.429	32.454	1:26.481	22:36.549
<b>N° 7, Beltoise Vincent, Pos. 5</b>							7	10:51:34	28.868	<b>25.333</b>	32.203	1:26.404	24:02.953
1	10:31:28	29.143	26.384	34.738	1:30.265	3:57.121	8	10:52:57	28.706	25.479	28.677	Pit In	25:25.815
2	10:32:54	28.784	25.092	31.966	1:25.842	5:22.963	<b>N° 10, Monti Romain, Pos. 12</b>						
3	10:34:19	28.106	24.895	31.763	1:24.764	6:47.727	1	10:31:37	33.942	36.505	39.898	1:50.345	4:06.436
4	10:35:45	28.086	24.997	33.037	1:26.120	8:13.847	2	10:33:09	30.760	26.236	34.914	1:31.910	5:38.346
5	10:37:10	28.043	25.166	32.076	1:25.285	9:39.132	3	10:34:37	29.851	25.499	32.305	1:27.655	7:06.001
6	10:38:38	28.147	24.887	34.667	1:27.701	11:06.833	4	10:36:03	28.379	25.533	31.773	1:25.685	8:31.686
7	10:40:00	28.134	24.966	28.900	Pit In	12:28.833	5	10:37:28	28.284	25.288	32.047	1:25.619	9:57.305
8	10:45:43	-	26.094	32.903	5:42.704	18:11.537	6	10:38:53	28.168	24.989	31.843	1:25.000	11:22.305
9	10:47:10	28.263	25.000	34.628	1:27.891	19:39.428	7	10:40:22	29.552	25.285	33.641	1:28.478	12:50.783
10	10:48:38	28.247	<b>24.707</b>	34.831	1:27.785	21:07.213	8	10:41:51	30.727	27.062	31.564	Pit In	14:20.136
11	10:50:03	28.014	24.711	31.729	1:24.454	22:31.667	9	10:46:36	-	26.126	32.265	4:45.085	19:05.221
12	10:51:30	27.820	24.832	34.780	1:27.432	23:59.099	10	10:48:04	28.752	27.338	32.014	1:28.104	20:33.325
13	10:52:54	27.790	24.710	31.556	<b>1:24.056</b>	25:23.155	11	10:49:30	28.697	25.032	31.692	1:25.421	21:58.746
14	10:54:24	<b>27.766</b>	28.186	33.712	1:29.664	26:52.819	12	10:50:55	28.358	25.012	31.761	1:25.131	23:23.877
15	10:55:49	28.272	25.208	<b>31.446</b>	1:24.926	28:17.745	13	10:52:20	28.147	24.927	<b>31.577</b>	1:24.651	24:48.528
16	10:57:13	27.810	24.814	31.602	1:24.226	29:41.971	14	10:53:44	28.108	25.000	31.622	1:24.730	26:13.258
17	10:58:40	28.062	25.584	33.667	1:27.313	31:09.284	15	10:55:09	28.018	<b>24.825</b>	31.639	<b>1:24.482</b>	27:37.740
<b>N° 8, Glorieux Jean, Pos. 18</b>							16	10:56:34	<b>27.727</b>	25.261	31.817	1:24.805	29:02.545
1	10:31:39	31.430	27.392	33.718	1:32.540	4:08.247	17	10:57:59	28.135	24.935	31.866	1:24.936	30:27.481
2	10:33:10	30.646	26.689	33.635	1:30.970	5:39.217							
3	10:34:45	32.809	27.551	34.452	1:34.812	7:14.029							
4	10:36:13	29.520	25.938	32.839	1:28.297	8:42.326							
5	10:37:45	31.023	26.568	34.449	1:32.040	10:14.366							
6	10:39:11	30.167	25.994	29.814	Pit In	11:40.341							

# GT TOUR FFSA 2014

## 30 Mai au 1er Juin



Porsche Carrera Cup France

Essais Privés 1

Circuit de Lédenon (3.14 km)

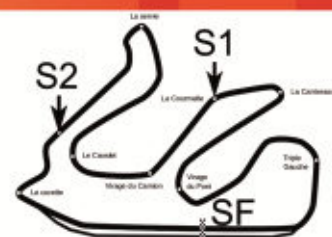
Tour par tour

NT	Heure	S1	S2	S3	Dern. Tr	Total Time	NT	Heure	S1	S2	S3	Dern. Tr	Total Time
N° 11, Lindland Roar, Pos. 15							9	10:47:33	-	25.273	31.630	6:24.944	20:02.056
1	10:31:31	35.285	31.022	38.626	1:44.933	3:59.584	10	10:49:00	29.937	25.431	31.676	1:27.044	21:29.100
2	10:33:11	32.849	29.568	37.563	1:39.980	5:39.564	11	10:50:25	28.008	<b>24.955</b>	<b>31.474</b>	<b>1:24.437</b>	<b>22:53.537</b>
3	10:34:46	36.109	27.141	32.599	1:35.849	7:15.413	12	10:51:52	29.668	25.234	32.385	1:27.287	24:20.824
4	10:36:14	29.315	26.246	32.164	1:27.725	8:43.138	13	10:53:17	28.580	25.197	31.610	1:25.387	25:46.211
5	10:38:39	29.540	25.932	1:29.821	2:25.293	11:08.431	14	10:54:42	<b>27.909</b>	25.005	31.676	1:24.590	27:10.801
6	10:40:08	29.995	25.712	32.875	1:28.582	12:37.013	15	10:56:08	28.696	25.382	31.818	1:25.896	28:36.697
7	10:41:35	30.841	25.877	30.425	Pit In	14:04.156	16	10:57:35	28.215	25.076	34.157	1:27.448	30:04.145
8	10:47:07	-	26.504	32.478	5:31.688	19:35.844	N° 24, Cattaneo Marc, Pos. 17						
9	10:48:34	29.145	25.574	31.964	1:26.683	21:02.527	1	10:31:40	31.215	27.720	33.386	1:32.321	4:08.866
10	10:49:59	28.590	25.324	<b>31.726</b>	1:25.640	22:28.167	2	10:33:11	30.513	26.593	33.705	1:30.811	5:39.677
11	10:51:25	28.684	<b>25.129</b>	32.287	1:26.100	23:54.267	3	10:34:43	30.741	25.861	35.451	1:32.053	7:11.730
12	10:52:51	28.463	25.536	31.993	1:25.992	25:20.259	4	10:36:11	28.535	26.146	33.892	1:28.573	8:40.303
13	10:54:17	28.397	25.140	31.811	1:25.348	26:45.607	5	10:37:37	28.649	25.195	32.179	1:26.023	10:06.326
14	10:55:42	<b>28.146</b>	25.245	31.890	<b>1:25.281</b>	28:10.888	6	10:39:03	<b>28.245</b>	<b>24.942</b>	32.155	<b>1:25.342</b>	11:31.668
15	10:57:07	28.338	25.262	31.810	1:25.410	29:36.298	7	10:40:27	28.267	25.168	31.073	Pit In	12:56.176
16	10:58:34	28.631	25.765	32.192	1:26.588	31:02.886	8	10:45:35	-	26.239	<b>32.005</b>	5:07.967	18:04.143
N° 12, Dayraut Jean Philippe, Pos. 4							9	10:47:31	28.347	51.506	35.615	1:55.468	19:59.611
1	10:31:36	28.784	27.340	32.493	1:28.617	4:05.276	10	10:59:10	29.265	25.856	10:43.76	Pit In	31:38.501
2	10:33:02	28.287	26.028	31.456	1:25.771	5:31.047	N° 44, Hamon Christophe, Pos. 14						
3	10:34:28	27.892	26.024	31.885	1:25.801	6:56.848	1	10:31:29	32.173	28.561	36.178	1:36.912	3:57.774
4	10:35:53	<b>27.722</b>	26.010	31.482	1:25.214	8:22.062	2	10:32:57	30.261	25.824	32.208	1:28.293	5:26.067
5	10:37:18	28.666	25.395	<b>31.318</b>	1:25.379	9:47.441	3	10:34:24	29.560	25.785	31.586	1:26.931	6:52.998
6	10:38:43	28.093	25.320	31.590	1:25.003	11:12.444	4	10:35:53	28.539	25.439	34.750	1:28.728	8:21.726
7	10:40:09	28.862	25.478	31.579	1:25.919	12:38.363	5	10:37:19	29.701	25.354	<b>31.582</b>	1:26.637	9:48.363
8	10:41:37	31.727	25.933	29.776	Pit In	14:05.799	6	10:38:46	29.096	25.444	32.456	1:26.996	11:15.359
9	10:50:34	-	25.723	31.682	8:56.993	23:02.792	7	10:40:12	28.664	25.036	31.596	1:25.296	12:40.655
10	10:51:58	27.831	25.124	31.715	1:24.670	24:27.462	8	10:41:38	31.210	26.159	29.394	Pit In	14:07.418
11	10:53:21	28.076	26.501	28.397	Pit In	25:50.436	9	10:46:29	-	25.713	32.239	4:50.700	18:58.118
12	10:56:23	-	25.415	31.443	3:01.326	28:51.762	10	10:47:55	28.993	24.945	31.688	1:25.626	20:23.744
13	10:57:47	27.886	<b>24.808</b>	31.352	<b>1:24.046</b>	30:15.808	11	10:49:21	29.023	25.031	31.862	1:25.916	21:49.660
N° 14, Antunes Jimmy, Pos. 13							12	10:50:46	28.365	25.075	32.141	1:25.581	23:15.241
1	10:57:22	28.312	24.935	<b>31.501</b>	<b>1:24.748</b>	29:51.132	13	10:52:11	<b>28.240</b>	25.156	31.698	1:25.094	24:40.335
2	10:58:47	<b>28.125</b>	<b>24.769</b>	32.337	1:25.231	31:16.363	14	10:53:36	28.316	<b>24.884</b>	31.883	<b>1:25.083</b>	<b>26:05.418</b>
N° 18, Palette Steven, Pos. 11							15	10:55:02	28.882	25.068	31.683	1:25.633	27:31.051
1	10:31:01	30.608	26.410	33.067	1:30.085	3:30.367	16	10:56:28	28.490	25.319	31.800	1:25.609	28:56.660
2	10:32:29	28.955	26.241	32.089	1:27.285	4:57.652	17	10:57:54	28.643	25.051	32.193	1:25.887	30:22.547
3	10:33:55	28.569	25.453	31.824	1:25.846	6:23.498	N° 55, Jaquillard Christian, Pos. 21						
4	10:35:21	28.481	25.312	33.140	1:26.933	7:50.431	1	10:48:49	31.218	27.293	33.070	1:31.581	21:18.299
5	10:36:47	28.549	25.260	31.547	1:25.356	9:15.787	2	10:50:23	29.854	28.911	34.678	1:33.443	22:51.742
6	10:38:12	28.283	25.329	31.939	1:25.551	10:41.338	3	10:51:52	29.519	26.406	33.064	1:28.989	24:20.731
7	10:39:37	28.116	25.206	31.580	1:24.902	12:06.240	4	10:53:21	29.794	26.303	32.835	1:28.932	25:49.663
8	10:41:08	30.884	29.083	30.905	Pit In	13:37.112	5	10:54:48	29.047	26.266	<b>32.311</b>	1:27.624	27:17.287



# GT TOUR FFSA 2014

## 30 Mai au 1er Juin



Porsche Carrera Cup France

Circuit de Lédenon (3.14 km)

Essais Privés 1

Tour par tour

NT	Heure	S1	S2	S3	Dern. Tr	Total Time	NT	Heure	S1	S2	S3	Dern. Tr	Total Time
N° 55, Jaquillard Christian, Pos. 21							18	10:57:51	28.157	27.478	31.091	Pit In	30:20.247
2	10:50:23	29.854	28.911	34.678	1:33.443	22:51.742	N° 85, Marroc Nicolas, Pos. 7						
3	10:51:52	29.519	26.406	33.064	1:28.989	24:20.731	1	10:49:03	30.784	28.143	32.494	1:31.421	21:32.171
4	10:53:21	29.794	26.303	32.835	1:28.932	25:49.663	2	10:50:30	29.644	24.888	31.804	1:26.336	22:58.507
5	10:54:48	29.047	26.266	32.311	1:27.624	27:17.287	3	10:51:54	27.963	24.724	31.517	1:24.204	24:22.711
6	10:56:16	29.045	26.015	32.379	1:27.439	28:44.726	4	10:53:20	28.279	25.675	32.095	1:26.049	25:48.760
7	10:57:44	29.219	26.314	32.703	Pit In	30:12.962	5	10:54:44	27.997	24.840	31.461	1:24.298	27:13.058
N° 56, Dillmann Tom, Pos. 3							6	10:56:08	27.867	24.796	31.745	1:24.408	28:37.466
1	10:30:58	30.666	26.325	32.269	1:29.260	3:26.674	7	10:57:34	28.186	24.892	32.077	1:25.155	30:02.621
2	10:32:24	29.015	25.453	31.872	1:26.340	4:53.014							
3	10:33:49	28.499	25.058	31.840	1:25.397	6:18.411							
4	10:35:23	27.832	24.850	40.929	1:33.611	7:52.022							
5	10:36:49	28.530	25.362	31.834	1:25.726	9:17.748							
6	10:38:12	28.284	25.131	29.388	Pit In	10:40.551							
7	10:43:12	-	25.810	31.962	5:00.423	15:40.974							
8	10:44:38	28.405	25.508	31.708	1:25.621	17:06.595							
9	10:46:02	28.122	25.157	31.420	1:24.699	18:31.294							
10	10:47:27	28.052	24.870	31.633	1:24.555	19:55.849							
11	10:48:51	28.178	25.129	31.245	1:24.552	21:20.401							
12	10:50:21	28.281	25.167	36.258	1:29.706	22:50.107							
13	10:51:45	28.046	24.707	31.177	1:23.930	24:14.037							
14	10:53:13	27.924	25.152	34.987	1:28.063	25:42.100							
15	10:54:37	27.984	24.981	31.184	1:24.149	27:06.249							
16	10:56:01	27.887	24.774	31.379	1:24.040	28:30.289							
17	10:57:26	27.783	24.965	31.466	1:24.214	29:54.503							
18	10:58:50	27.801	24.850	31.401	1:24.052	31:18.555							
N° 76, Pasquali Laurent, Pos. 6													
1	10:31:13	30.215	26.296	32.885	1:29.396	3:42.001							
2	10:32:40	28.698	25.903	32.287	1:26.888	5:08.889							
3	10:34:05	28.349	25.115	31.786	1:25.250	6:34.139							
4	10:35:31	28.313	25.183	32.085	1:25.581	7:59.720							
5	10:36:55	28.035	24.992	31.691	1:24.718	9:24.438							
6	10:38:17	27.907	24.809	28.946	Pit In	10:46.100							
7	10:42:15	-	27.086	32.704	3:57.801	14:43.901							
8	10:43:40	28.049	25.433	31.907	1:25.389	16:09.290							
9	10:45:05	27.797	24.931	31.822	1:24.550	17:33.840							
10	10:46:29	27.871	24.888	31.630	1:24.389	18:58.229							
11	10:47:54	27.970	24.945	31.528	1:24.443	20:22.672							
12	10:49:18	28.091	24.809	31.480	1:24.380	21:47.052							
13	10:50:42	27.859	24.798	31.564	1:24.221	23:11.273							
14	10:52:07	27.885	24.920	31.769	1:24.574	24:35.847							
15	10:53:32	28.307	25.026	31.493	1:24.826	26:00.673							
16	10:54:56	27.788	24.819	31.460	1:24.067	27:24.740							
17	10:56:25	28.102	26.147	34.532	1:28.781	28:53.521							