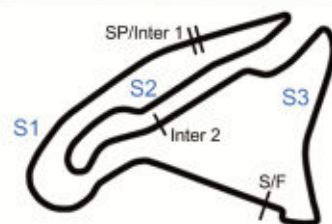


GT TOUR FFSA 2014

5 au 7 Septembre



Porsche Carrera Cup France

Circuit de Nevers Magny-Cours (4.411 km)

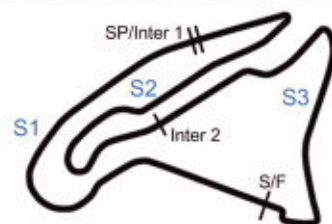
Essais Qualificatifs 1

Tour par tour

NT	Heure	S1	SP	S2	S3	Dern. Tr	Tps Total	NT	Heure	S1	SP	S2	S3	Dern. Tr	Tps Total
N° 1, Castelli Gael, Pos. 6								4	19:24:21	32.031	241.07	39.770	33.161	1:44.962	24:20.050
1	19:18:41	32.069	237.36	39.787	33.170	1:45.026	18:39.786	5	19:26:06	31.842	236.84	39.830	33.093	1:44.765	26:04.815
2	19:20:24	31.501	234.27	39.339	32.486	1:43.326	20:23.112	N° 7, Beltoise Vincent, Pos. 2							
3	19:22:07	31.521	236.84	39.088	32.252	1:42.861	22:05.973	1	19:18:56	31.910	244.34	40.205	36.205	1:48.320	18:55.330
4	19:23:50	31.227	235.81	39.034	32.591	1:42.852	23:48.825	2	19:20:40	31.860	237.89	39.095	32.674	1:43.629	20:38.959
5	19:25:32	31.261	243.24	39.178	32.387	1:42.826	25:31.651	3	19:22:23	31.474	238.94	39.159	32.582	1:43.215	22:22.174
N° 2, Jousse Maxime, Pos. 3								4	19:24:13	31.437	240.53	41.213	37.142	1:49.792	24:11.966
1	19:19:52	37.524	146.74	45.061	36.476	1:59.061	19:51.185	5	19:25:55	31.180	241.61	38.853	32.479	1:42.512	25:54.478
2	19:21:35	31.249	240	38.981	32.469	1:42.699	21:33.884	N° 8, Glorieux Jean, Pos. 20							
3	19:23:17	31.286	233.77	38.957	32.506	1:42.749	23:16.633	1	19:05:14	32.948	239.47	41.514	33.752	1:48.214	5:13.245
4	19:25:00	31.228	244.34	38.929	32.497	1:42.654	24:59.287	2	19:06:59	32.216	235.81	40.180	33.025	1:45.421	6:58.666
5	19:26:52	32.342	240	41.449	38.054	Pit In	26:51.132	3	19:08:44	31.762	234.78	39.595	33.129	1:44.486	8:43.152
N° 3, Cougnaud Alexandre, Pos. 13								4	19:10:29	31.912	237.36	39.599	33.164	1:44.675	10:27.827
1	19:18:58	32.725	237.89	39.995	33.394	1:46.114	18:57.635	5	19:12:13	31.993	235.29	39.544	33.169	1:44.706	12:12.533
2	19:20:43	31.702	242.15	39.781	32.900	1:44.383	20:42.018	6	19:14:13	35.238	188.15	44.480	39.770	Pit In	14:12.021
3	19:22:27	31.800	240.53	39.407	32.616	1:43.823	22:25.841	N° 9, De Narda Joffrey, Pos. 11							
4	19:24:10	31.504	242.15	39.046	32.670	1:43.220	24:09.061	1	19:19:43	35.237	163.39	40.910	33.113	1:49.260	19:41.886
5	19:25:59	31.534	240	44.365	33.302	1:49.201	25:58.262	2	19:21:27	31.784	236.32	39.482	32.843	1:44.109	21:25.995
N° 4, Bottemanne Sacha, Pos. 4								3	19:23:10	31.398	240.53	39.221	33.053	1:43.672	23:09.667
1	19:19:34	32.061	234.27	39.566	32.744	1:44.371	19:33.265	4	19:24:53	31.373	241.07	39.012	32.621	1:43.006	24:52.673
2	19:21:18	31.781	231.76	39.206	32.663	1:43.650	21:16.915	5	19:26:39	31.426	238.94	39.932	33.862	1:45.220	26:37.893
3	19:23:10	31.420	232.76	46.788	33.921	1:52.129	23:09.044	N° 10, Monti Romain, Pos. 8							
4	19:24:52	31.243	237.89	39.122	32.298	1:42.663	24:51.707	1	19:19:30	32.904	239.47	40.443	33.858	1:47.205	19:29.682
5	19:26:41	31.412	234.27	39.700	37.054	Pit In	26:39.873	2	19:21:15	32.000	243.24	39.599	32.845	1:44.444	21:14.126
N° 5, Martins Lonni, Pos. 14								3	19:22:59	31.634	241.07	39.185	32.938	1:43.757	22:57.883
1	19:19:00	32.211	234.27	39.843	32.693	1:44.747	18:59.216	4	19:24:42	31.452	240.53	38.918	32.565	1:42.935	24:40.818
2	19:20:44	31.577	240.53	39.376	32.972	1:43.925	20:43.141	5	19:26:25	31.568	238.94	39.063	32.781	1:43.412	26:24.230
3	19:22:27	31.564	244.9	39.308	32.377	1:43.249	22:26.390	N° 11, Lindland Roar, Pos. 16							
4	19:24:10	31.285	245.45	39.357	32.635	1:43.277	24:09.667	1	19:04:24	37.462	192.17	46.883	36.042	2:00.387	4:22.942
5	19:25:54	31.306	242.7	39.625	32.473	1:43.404	25:53.071	2	19:06:08	31.863	240	39.867	32.949	1:44.679	6:07.621
N° 6, Armindo Nicolas, Pos. 9								3	19:07:53	31.819	242.15	39.771	32.886	1:44.476	7:52.097
1	19:18:50	32.549	233.26	40.701	33.495	1:46.745	18:49.589	4	19:09:37	31.619	242.15	39.683	33.122	1:44.424	9:36.521
2	19:20:34	31.485	237.36	39.189	32.876	1:43.550	20:33.139	5	19:11:21	31.598	241.61	39.488	32.928	1:44.014	11:20.535
3	19:22:17	31.508	236.84	39.000	32.641	1:43.149	22:16.288	6	19:13:15	33.691	190.48	45.438	35.072	1:54.201	13:14.736
4	19:24:00	31.291	240.53	39.065	32.591	1:42.947	23:59.235	7	19:15:03	31.699	241.61	39.529	36.252	Pit In	15:02.216
5	19:25:46	31.646	246.58	41.269	33.078	1:45.993	25:45.228	N° 07, Lepesqueux Antoine, Pos. 21							
N° 07, Lepesqueux Antoine, Pos. 21								1	19:19:05	32.950	235.81	40.565	33.847	1:47.362	19:04.430
1	19:19:05	32.950	235.81	40.565	33.847	1:47.362	19:04.430	2	19:20:51	32.144	238.41	40.168	33.293	1:45.605	20:50.035
2	19:20:51	32.144	238.41	40.168	33.293	1:45.605	20:50.035	3	19:22:36	32.016	241.61	39.792	33.245	1:45.053	22:35.088
3	19:22:36	32.016	241.61	39.792	33.245	1:45.053	22:35.088								

GT TOUR FFSA 2014

5 au 7 Septembre



Porsche Carrera Cup France

Circuit de Nevers Magny-Cours (4.411 km)

Essais Qualificatifs 1

Tour par tour

NT	Heure	S1	SP	S2	S3	Dern. Tr	Tps Total	NT	Heure	S1	SP	S2	S3	Dern. Tr	Tps Total
----	-------	----	----	----	----	----------	-----------	----	-------	----	----	----	----	----------	-----------

N° 13, Gaidai Oleksander, Pos. 18

1	19:06:54	36.358	230.28	40.358	33.558	1:50.274	6:53.094
2	19:08:38	31.822	238.41	39.900	32.847	1:44.569	8:37.663
3	19:10:52	57.991	177.05	42.246	33.111	2:13.348	10:51.011
4	19:12:36	31.828	231.76	39.505	33.033	1:44.366	12:35.377
5	19:14:21	32.051	236.32	39.653	32.673	1:44.377	14:19.754
6	19:16:05	31.827	237.89	39.516	32.909	1:44.252	16:04.006
7	19:18:28	34.463	204.55	56.745	51.911	Pit In	18:27.125

N° 14, Antunes Jimmy, Pos. 7

1	19:19:03	32.709	234.78	40.748	33.509	1:46.966	19:02.709
2	19:20:47	31.646	234.78	39.337	32.684	1:43.667	20:46.376
3	19:22:30	31.417	239.47	38.970	32.537	1:42.924	22:29.300
4	19:24:13	31.360	237.36	39.083	32.828	1:43.271	24:12.571
5	19:25:56	31.293	242.15	38.972	32.653	1:42.918	25:55.489

N° 18, Palette Steven, Pos. 5

1	19:19:21	37.137	172.52	40.595	33.089	1:50.821	19:20.337
2	19:21:05	31.756	237.36	39.242	32.589	1:43.587	21:03.924
3	19:22:48	31.402	236.84	39.317	32.574	1:43.293	22:47.217
4	19:24:31	31.363	242.15	38.853	32.483	1:42.699	24:29.916
5	19:26:44	43.838	171.7	47.700	41.316	Pit In	26:42.770

N° 24, Cattaneo Marc, Pos. 22

1	19:03:53	33.164	232.26	42.770	34.715	1:50.649	3:51.806
2	19:05:39	32.409	232.76	40.275	34.066	1:46.750	5:38.556
3	19:07:25	31.993	236.84	40.018	33.657	1:45.668	7:24.224
4	19:09:11	32.155	236.84	39.987	33.642	1:45.784	9:10.008
5	19:10:57	31.858	234.27	40.717	33.350	1:45.925	10:55.933
6	19:12:42	32.135	234.27	39.936	33.364	1:45.435	12:41.368
7	19:14:28	32.168	241.61	40.103	33.957	1:46.228	14:27.596
8	19:16:14	32.023	237.36	40.109	33.882	1:46.014	16:13.610
9	19:18:29	36.303	192.51	47.101	51.528	Pit In	18:28.542

N° 26, Caumes Jacques, Pos. 24

1	19:04:31	36.801	222.22	45.718	37.754	2:00.273	4:30.458
2	19:06:23	34.020	242.15	42.999	35.248	1:52.267	6:22.725
3	19:08:15	33.736	236.32	42.046	35.461	1:51.243	8:13.968
4	19:10:06	33.408	232.76	42.419	35.581	1:51.408	10:05.376
5	19:11:57	33.050	238.94	42.747	35.275	1:51.072	11:56.448
6	19:13:48	33.529	238.41	41.655	35.632	1:50.816	13:47.264
7	19:15:39	33.416	238.41	41.674	35.709	1:50.799	15:38.063
8	19:18:07	42.130	104.85	58.250	47.583	Pit In	18:06.026

N° 44, Hamon Christophe, Pos. 19

1	19:04:08	34.565	165.39	46.251	33.589	1:54.405	4:07.563
---	----------	--------	--------	--------	--------	----------	----------

2 19:05:53 31.984 240 40.207 32.963 1:45.154 5:52.717

3	19:07:38	31.686	241.61	39.789	33.243	1:44.718	7:37.435
4	19:09:23	31.929	242.7	39.695	32.866	1:44.490	9:21.925
5	19:11:07	31.636	245.45	39.581	33.253	1:44.470	11:06.395
6	19:12:52	31.610	242.7	39.623	33.228	1:44.461	12:50.856
7	19:14:37	31.779	242.7	39.865	33.359	1:45.003	14:35.859
8	19:16:38	34.954	182.43	46.708	39.344	Pit In	16:36.865

N° 55, Jaquillard Christian, Pos. 23

1	19:04:46	34.227	229.79	42.253	34.829	1:51.309	4:45.035
2	19:06:34	32.369	240.53	40.916	34.447	1:47.732	6:32.767
3	19:08:21	32.406	233.26	40.467	34.109	1:46.982	8:19.749
4	19:10:07	32.546	243.79	40.406	33.840	1:46.792	10:06.541
5	19:11:54	32.159	240.53	40.241	34.541	1:46.941	11:53.482
6	19:13:40	32.208	240.53	40.264	33.758	1:46.230	13:39.712
7	19:15:27	32.444	237.89	40.475	34.042	1:46.961	15:26.673
8	19:17:38	32.746	190.48	51.406	46.524	Pit In	17:37.349

N° 56, Dillmann Tom, Pos. 10

1	19:18:49	32.888	240.53	40.771	33.189	1:46.848	18:48.542
2	19:20:33	31.655	238.94	39.300	32.753	1:43.708	20:32.250
3	19:22:16	31.343	240	39.055	32.682	1:43.080	22:15.330
4	19:24:05	31.327	236.32	41.493	36.383	1:49.203	24:04.533
5	19:25:48	31.449	238.94	39.005	32.533	1:42.987	25:47.520

N° 76, Pasquali Laurent, Pos. 17

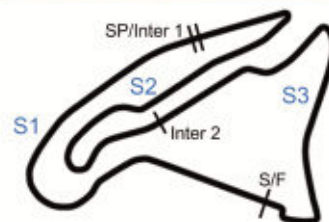
1	19:03:41	32.206	240.53	39.797	32.840	1:44.843	3:39.753
2	19:05:25	31.884	235.81	39.946	32.867	1:44.697	5:24.450
3	19:07:09	31.719	238.41	39.575	32.724	1:44.018	7:08.468
4	19:08:54	31.623	233.77	39.886	32.779	1:44.288	8:52.756
5	19:10:38	31.719	237.89	39.940	33.033	1:44.692	10:37.448
6	19:12:24	32.011	233.26	40.785	33.497	1:46.293	12:23.741
7	19:14:09	31.770	238.41	39.434	32.842	1:44.046	14:07.787
8	19:15:53	31.765	235.81	39.400	33.229	1:44.394	15:52.181
9	19:17:53	32.866	193.55	48.337	38.740	Pit In	17:52.124

N° 85, Maroc Nicolas, Pos. 12

1	19:19:41	34.108	194.24	39.870	33.195	1:47.173	19:40.396
2	19:21:25	31.536	234.78	39.291	32.895	1:43.722	21:24.118
3	19:23:09	31.249	237.89	39.391	33.054	1:43.694	23:07.812
4	19:24:52	31.220	237.89	39.425	32.465	1:43.110	24:50.922
5	19:26:42	31.277	238.94	42.867	36.674	Pit In	26:41.740

GT TOUR FFSA 2014

5 au 7 Septembre



Porsche Carrera Cup France

Circuit de Nevers Magny-Cours (4.411 km)

Essais Qualificatifs 1

Tour par tour

NT	Heure	S1	SP	S2	S3	Dern. Tr	Tps Total	NT	Heure	S1	SP	S2	S3	Dern. Tr	Tps Total
----	-------	----	----	----	----	----------	-----------	----	-------	----	----	----	----	----------	-----------

N° 88, Ledogar Come, Pos. 1

1	19:18:37	31.662	236.84	39.379	32.388	1:43.429	18:36.678
2	19:20:20	31.278	237.36	38.996	32.246	1:42.520	20:19.198
3	19:22:02	31.113	240	38.664	32.282	1:42.059	22:01.257
4	19:23:46	32.124	235.29	39.134	32.972	1:44.230	23:45.487
5	19:25:34	31.364	234.78	39.137	37.061	Pit In	25:33.049

N° 911, Lapierre Christophe , Pos. 15

1	19:04:14	34.643	182.12	47.914	35.528	1:58.085	4:13.272
2	19:05:58	31.981	237.36	39.667	32.784	1:44.432	5:57.704
3	19:07:43	31.595	241.07	39.338	33.111	1:44.044	7:41.748
4	19:09:34	31.622	239.47	43.619	36.396	1:51.637	9:33.385
5	19:11:18	31.639	243.24	39.195	32.751	1:43.585	11:16.970
6	19:13:16	33.556	200	44.399	40.024	Pit In	13:14.949